



# WOMEN'S BASKETBALL

2010-11



[NJITHIGHLANDERS.COM](http://NJITHIGHLANDERS.COM)



NJIT



NJIT



# TABLE OF CONTENTS

About NJIT .....	2-3
University Administration .....	4-5
Student-athlete support .....	5-6
Athletics Senior Staff .....	6
Coaching Staff .....	7-11
Roster .....	12
2009-10 Statistics and Results .....	13
Career Records .....	16
Single Season Records .....	17
Single Game Records/Team Records .....	18
Division I Career Records .....	19
Division I Firsts .....	19
Division I Season Records .....	20
Division I Superlatives .....	21
All-Time Records vs. Division I Opponents .....	22
All-Time Records vs. Opponents .....	22
All-Time Roster .....	23
Year-by-Year Scores .....	24-27
All-Time Awards .....	28
NJIT and NCAA Division I .....	29
Prudential Center .....	30
Athletics Facilities .....	31
About Newark .....	32
Sports and Entertainment Around Newark .....	33
NJIT Hall of Fame .....	34
Directions to NJIT .....	35
Great West Conference .....	36

## MEDIA INFORMATION

This guide is designed to assist in coverage of NJIT women's basketball. For home games, the NJIT sports information office will provide an official box score 10 minutes following each game. Coach Margaret McKeon and requested players will be available for interviews on the field following a 10-minute coolingoff period. Radio broadcast requests should be made at least 10 business days prior to the contest. Requests for coach and player interviews on nongame days should be made through the NJIT sports information office (973-596-8461).

## CREDITS

The 2010-11 NJIT Women's Basketball Guide is a production of the NJIT Sports Information Office in cooperation with the Office of University Communications. Written, compiled and edited by Tim Camp and Stephanie Pillari. Cover and interior design by Karyn Olsen Design. NJIT photographs and information courtesy of University Communications. All interior team and action photography by Larry Levanti. Red Bull Arena photo (p. 33) courtesy of Getty Images/RBNY.

## WHY THE HIGHLANDERS?

The home of NJIT, University Heights, was formerly known as the Newark Highlands and NJIT's mailing address used to be High Street, until the thoroughfare was renamed in memory of Dr. Martin Luther King, Jr.



In 2006-07, NJIT athletics, in keeping with its move to NCAA Division I, unveiled a new graphic identity, which includes a new Highlanders logo (shown). Developed by CN Foundry for NJIT, the logo depicts the traditional Highlander, whose ferocity and bravery against all odds are the stuff of legend.

## QUICK FACTS

### New Jersey Institute of Technology

**Location:** University Heights, Newark, NJ

**Founded:** 1881

**Enrollment:** 5,924 (undergraduate)

**NJIT website:** [www.njit.com](http://www.njit.com)

**Nickname/Colors:** Highlanders/Red and White (Blue accent)

**Home Court/Capacity:** Estelle and Zoom Fleisher Athletic Center (1,500) / Prudential Center (18,500)

**Affiliations:** NCAA Division I, ECAC

**Conference:** Great West Conference

**University President:** Dr. Robert A. Altenkirch

**Director of Athletics:** Lenny Kaplan

**Athletic Department Phone:** 973-596-3636

## Sports Information

**NJIT Athletics website:** [www.njithighlanders.com](http://www.njithighlanders.com)

**Results hotline:** 973-596-5555

**Assistant AD for Sports Information:** Tim Camp

**Phone/Email:** 973-596-8461/[timothy.camp@njit.edu](mailto:timothy.camp@njit.edu)

**Assistant SID:** Stephanie Pillari

**Phone/Email:** 973-596-8324/[pillari@njit.edu](mailto:pillari@njit.edu)

## Women's Basketball

**Head Coach (alma mater, year):**

Margaret McKeon (St. John's '91)

**Phone/Email:** 973-596-3633/[margaret.m.mckeon@njit.edu](mailto:margaret.m.mckeon@njit.edu)

**Overall NJIT Record:** 29-58 (3 seasons)

**Assistant Coaches:** Marcell Harrison, Kristina Baugh, LaKea Jones

**2009-10 record:** 11-18

**GWC Record/finish:** 6-6/t-4th

## ON THE COVER:

*Front cover:* (left to right): Ivana Seric, Melanie Griffin, Jessica Gerald

*Inside back cover:* 2010 team photo

*Back cover:* 2010 schedule; a night view of the NJIT campus overlooking downtown Newark



**NJIT is New Jersey's Science & Technology University. With roots going back to 1881, when it was founded as Newark Technical School, New Jersey Institute of Technology observed its 125th anniversary in 2006.**

Located in University Heights, Newark, NJ, home to more than 30,000 college students, NJIT's campus is just 10 miles from New York City.

Playing a critical role in shaping New Jersey's future, NJIT, as a major public technological university, is an important pipeline for the flow of technology into society. The university's educational programs prepare students to be leaders in the technology-dependent economy of the 21st century. University researchers seek new knowledge to improve processes and products for industry. Through public and private partnerships and economic development efforts, the university helps to grow new business ventures that fuel the economy.

In recent years, NJIT has put more than \$83 million toward new and improved buildings and facilities on the 45-acre campus, including biomedical engineering labs and a campus center.

## Instructional Programs

NJIT offers an ever-expanding array of educational programs, with eight new academic programs approved beginning in 2009-10, which comes after the addition of 14 new programs in 2008. As of 2009, NJIT



lists 55 bachelor's degree majors, 53 master's degree programs and 19 doctoral programs — through six schools:

**Newark College of Engineering**  
**College of Architecture and Design**  
**College of Science and Liberal Arts**  
**School of Management**  
**Albert Dorman Honors College**  
**College of Computing Sciences**

NJIT has 416 full-time faculty; more than 98 percent of whom hold the highest degree in their field. The student-faculty ratio is 13:1, with more than 5,300 undergraduate students and more than 2,800 graduate students. Our students hail from 33 states and more than 100 countries to rank eighth in the nation for diversity.

Albert Dorman Honors College enrolls more than 500 students who take advantage of honors courses, research opportunities, advising and mentoring. Honors College students have SAT scores ranking in the top 10 percent nationally.

With more than 44,000 alumni, NJIT is rated by U.S. News and World Report as a top-tier research university offering bachelor's, master's and doctoral degrees.

## Research

NJIT drew more than \$75 million in research funding in 2005 and faculty members welcome student collaboration on research projects.

## Economic Development

NJIT is committed to economic development for Newark and the region. The university operates several outreach centers that provide direct technical assistance to the state's businesses with the goal of helping small and medium-sized companies. NJIT is also the home of New Jersey's oldest and largest incubator facility, and was one of the first institutions in the nation to adopt economic development as a fourth mission element, together with instruction, research and community service. More than 60 technology start-up companies, many of which hire NJIT students, are on campus.

## The Career Edge

All 10 of the majors with the highest starting salaries for 2005-06 grads are in engineering, computing and business, according to the National Association of Colleges and Employers.

Computer and data processing services lead the list of the 10 fastest-growing occupations in projections compiled by the U.S. Department of Labor. Computer-related employment is expected to grow 117 percent by 2008, according to the Career Guide to Industries.

As technology changes all fields, those with science and technology backgrounds are positioned to lead. Among the CEOs of the S&P 500 companies, engineering is the single largest undergraduate degree and more than half of CEOs have undergraduate degrees in engineering, business management, science, math and computing.





## The Global Edge

The diversity in NJIT's student body and faculty prepares graduates to understand and succeed in the global marketplace. NJIT was named among the world's top 500 universities in a study by the Institute of Higher Education, Shanghai Jiao Tong University.

## The Technology Edge

NJIT has been designated as one of the nation's most technologically sophisticated universities by Forbes.com and a Princeton Review survey and the university has received major funding from the National Science Foundation and the National Security Agency in recent years.

## The Academic Edge

NJIT has long been a national leader in applying new technologies and approaches to the education experience. NJIT was a pioneer in requiring computer science for students in all majors and the School of Architecture has led innovations in teaching CAD and digital design. The School's innovative "paperless" first-year program was recently cited by Campus Technology Magazine.

Students have a wide range of educational choices in building an interest-tailored program. Among their options are cross-enrolling at neighboring Rutgers to enrich their program with subjects such as music and languages.

NJIT students learn emerging technologies from researchers behind the technologies,

developing valuable marketplace skills. Real-world experience through experiential learning makes graduates more marketable, with many co-op opportunities leading to permanent jobs.

## The Regional Edge

New Jersey, with America's highest concentration of pharmaceutical, hi-tech, biotech, and medical device companies, is the place to study technology. It has the nation's highest per capita number of engineers and scientists as residents, while also leading in per capita rate of patents issued. Further, the Newark-New York region is a living laboratory for architecture and building sciences, environmental engineering and transportation.

## The Research Edge

NJIT has been designated by the State of New Jersey as the Homeland Security Technology Systems Center and NJIT operates the world-renowned Big Bear Solar Observatory.

State Legislature, recognizing an urgent need, sought a home for what would be the state's technical school. The efforts of Newark's public and private sectors resulted with the opening of Newark Technical School, addressing the state's need.

Over time, the university expanded its curriculum and mission. In 1919, the university established baccalaureate programs in three engineering fields. By the middle of the 20th century, Newark Technical School was transformed into the robust Newark College of Engineering.

The post-war period was one of enormous activity with regular expansion of the campus, as well as the introduction of doctoral level programs. In 1975, with the addition of the New Jersey School of Architecture, the institution had evolved into a technological university, emphasizing a broad range of degrees and dedication to significant research and public service. Newark College of Engineering, stronger than ever, remained intact, but a new university name — New Jersey Institute of Technology — reflected the institution's expanded mission.


A broadened mission called for the creation of a residential campus and the opening of NJIT's first dormitory in 1980 began a period of steady growth that continues. Two new schools were established during the 1980s—the College of Science and Liberal Arts (1982) and the School of Industrial Management (1988). The Albert Dorman Honors College was established in 1994, and the newest school, the College of Computing Sciences, was created in 2001. Beginning in 2009 the College of Architecture and Design was created to house the New Jersey School of Architecture and the new school of Art and Design.



## A History of NJIT

From the Industrial Revolution to the Information Age, New Jersey Institute of Technology has a rich history with its beginnings developing from the industrial age.

In 1881, an act of the New Jersey



## Dr. Robert A. Altenkirch

### President

Having joined NJIT as its seventh president in July 2002, Dr. Robert A. Altenkirch is leading the university in a period of multi-layered growth.

In recent years, NJIT has put more than \$83 million toward new and improved buildings and facilities, while also drawing similar dollars in annual research funding.

Under President Altenkirch, NJIT has expanded its course offerings, with 16 new degree programs added in the 2008-09 academic year alone, and 13 more in various stages of development for implementation in the following two years.

Coinciding with the expansion is NJIT's transition from a smaller commuter campus to a larger institution with a larger resident student population. The incoming class of 2013 was the

largest in the history of the school, and more than half the freshman class resides on campus.

Tied to that transition is Altenkirch's strong belief that the home institution in New Jersey's largest city needs to be residential and provide the experiences associated with a residential campus. At the same time, Altenkirch is committed to NJIT's involvement with the community in its home city of Newark.

Intercollegiate athletics fits those goals naturally and upgrading NJIT athletics has been a priority of Altenkirch's presidency going back to November 2002 meetings that led to NJIT's reclassification to NCAA Division I.

Adding a personal dimension to his support, Altenkirch, a multi-sport athlete in high school, freshman baseball player at Purdue University, and a former college soccer official, and his wife, Beth, are regular attendees at NJIT competitions, home and away.

Immediately before his selection as president of NJIT, Altenkirch was vice president for research at

Mississippi State University (MSU), a position he held from 1998 to 2002.

Prior to his appointment as vice president at MSU, Altenkirch served as dean of the College of Engineering and Architecture at Washington State University (1995-98).

From 1988 to 1995, he was dean of the College of Engineering at MSU. He also served as professor and chair of mechanical engineering at the University of Kentucky (1975-88).

Altenkirch holds a PhD from Purdue University, an MS from the University of California, Berkeley, and a BS from Purdue, all in mechanical engineering.

He is the author of over 50 publications and nearly 100 presentations in combustion and heat transfer and served as principal investigator for 10 Space Shuttle experiments investigating the spread of fire in reduced gravity.

He is a fellow of the American Society of Engineers and in 2008 received the Ellis Island Medal of Honor.



## Dr. Joel Bloom

### Vice President for Academic and Student Services

Dr. Joel Bloom, who joined NJIT in July 1990, is responsible for eight divisions of the university, including physical education and athletics.

In 1998, Bloom was appointed the first dean of the Albert Dorman Honors College in addition to his vice president responsibilities. The honors college enrolls over 500 students, including residents of 15 states and several foreign countries. The combined average SAT score is over 1300 and freshmen

typically have ranked in the top 10 percent of their high school graduating class. Honors College students maintain a grade point average higher than 3.5.

Prior to his arrival at NJIT, Dr. Bloom served seven years as assistant commissioner of the New Jersey Department of Education for the Division of General Academic Education. He was responsible for managing many of the education department's initiatives, over 300 grants and contracts, and a \$24 million budget.

Formerly a teacher and school administrator in New York City Public Schools, Dr. Bloom was also a director of research and instructor at Teacher's College, Columbia University.

He is chair of the Greater Newark Consortium for Pre-College Education and vice chair of the State Board for Communities and Schools. He serves further as a member of numerous boards at the state, regional and national levels and has received national and state education awards, as well as federal, foundation and corporate grant awards. He has published journal articles and presented papers on school improvement, curriculum development, college transition and student assessment.

Dr. Bloom holds a master's degree and a doctorate from Teacher's College, Columbia University. He also earned master's and bachelor's degrees from Hunter College of the City University of New York.



## Lenny Kaplan

### Director of Athletics

Since taking over as head of NJIT's division of physical education and athletics in August 2000, Lenny Kaplan has been instrumental in guiding NJIT's reclassification to NCAA Division I.

Kaplan helped stabilize and expand a program that was entering its fourth year in Division II when he arrived in Newark. In late 2002, after discussions

with university President Dr. Robert A. Altenkirch and Vice President Dr. Joel Bloom, Kaplan took on the task of steering NJIT's programs into Division I, a process that reached fruition with the NCAA's granting active Division I status, with full championship eligibility effective September 1, 2009.

Throughout Kaplan's tenure, NJIT has enhanced the athletics program, particularly in areas that benefit the student-athletes directly.

The sports offerings have expanded to its current 18 varsity programs. And since 2004, NJIT has renovated its two main on-campus venues—Lubetkin Field at J. Malcolm Simon Stadium at

Lubetkin Field and the Estelle and Zoom Fleisher Athletic Center. Further, construction has begun on the Naimoli Family Recreation Center, a 25,600-square foot facility on the site of the old tennis courts that will enhance the recreational and intercollegiate opportunities on campus.

The school also signed a 10-year partnership to play all home baseball in the professional Bears and Eagles Riverfront Stadium and later agreed to host basketball in the new Prudential Center, downtown Newark home of the NHL's New Jersey Devils.

Under Kaplan's leadership, many teams achieved regional and national Division II ranking. Success for several women's teams was unprecedented, with



basketball, tennis and soccer all reaching postseason play for the first time in his administration.

Additionally, men's volleyball captured a 2007 divisional championship in the Eastern Intercollegiate Volleyball Association and the next year reached the EIVA playoff semifinals hosted by eventual 2008 national champion Penn State.

## Sports Medicine

NJIT sports medicine is moving forward with expanded facilities and a staff of three full-time trainers led by head trainer Matt Koscs, MS/ATC, with assistant trainers Paul Grayner, MEd/ATC, and Sandra Brendle, MEd/ATC. They work with team physicians Louis Rizio, MD, and Stephen Matta, DO.

**Matt Koscs**, who earned both his bachelor's and master's degrees from the University of Delaware, has served NJIT as head trainer since July 2009, a year after he joined the staff as an assistant trainer. As an undergrad at Delaware, he was recipient of the Paris Delligatti Memorial Award for Excellence in Athletic Training.

Prior to NJIT, he served three years as head trainer at Hodgson Vocational Technical High School in Newark, DE. He also worked with soccer clubs in Delaware and was employed at Christiana Care Physical Therapy Plus, in Newark, DE.

**Paul Grayner**, who holds a bachelor's degree from Saint Leo College in Florida and a master's from American University in Washington, DC, has a diverse background in athletic training, having served at the college and professional levels, as well as in a fitness center setting. He joined the NJIT staff late in 2008.


From the mid-1970s to the mid-1980s, he was a trainer in the minor league systems of the New York Yankees and New York Mets and in 1984 he was assistant trainer with the Mets. He later worked with the Long Island Knights professional basketball team.

At the collegiate level, he was head trainer at Fairleigh Dickinson University in Teaneck, NJ from 1989 to 1998 and earlier worked as an assistant trainer at Hofstra, Adelphi and FDU.

**Sandra Brendle**, who joined the NJIT staff as an assistant trainer in the summer of 2009, earned her bachelor's degree, majoring in athletic training, from Greensboro (NC) College in 2007. She earned her master's in athletic training at Old Dominion University in May 2009. At ODU, she

Kaplan guided the Highlanders toward further stability with membership in the newly-expanded all-sports Great West Conference, which offers a conference home for 11 of NJIT's varsity sports.


NJIT's outstanding home facilities will allow it to host conference championships in the Great West Conference and allowed it to host ECAC postseason championships in 2005-06.



**Matt Koscs**



**Paul Grayner**



**Sandra Brendle**



**Dan Huff**

worked with seven teams and was on the medical staff for the 2008 NCAA Division I Women's Basketball Tournament first and second rounds. At Greensboro, she was 2006 Athletic Training Student of the Year and worked on the 2004 NCAA Division III Men's and Women's Soccer Championship tournament medical staff.

**Dr. Rizio** is a board certified orthopedic surgeon and is fellowship trained in the field of sports medicine. He is a graduate of Rutgers and after earning his medical degree from the UMDNJ/New Jersey Medical School, Dr. Rizio completed his orthopedic residency at Tufts University in Boston.

He then completed a sports medicine fellowship at the University of Miami and was assistant team physician of the Hurricanes, as well as the Miami Dolphins, the Miami Hurricanes.

Dr. Rizio practices at the New Jersey Sports Medicine Institute in Livingston, NJ. Prior to starting his own practice, Dr Rizio was the Chief of Sports Medicine at the NJ Medical School from 2000-2005. He is affiliated with four New Jersey hospitals: St. Barnabas Medical Center (Livingston); Short Hills Medical Center (Short Hills); Mountainside Hospital (Montclair); and, Overlook Hospital (Summit).

**Dr. Matta**, who is board certified in family medicine, currently specializes in primary care sports medicine at Mountainside Hospital in Montclair, NJ, a post he assumed after three years in the family practice residency program at Valley Baptist Medical Center in Harlingen, TX. He is a 2007 graduate of a five-year DO/MBA dual degree program with Philadelphia College of

Before coming to NJIT, Lenny Kaplan served 11 years at Manhattan College, where he began as Manhattan's director of operations and was assistant athletics director from 1991-2000.

Kaplan, a 1988 graduate of St. John's University with a degree in athletics administration, resides in Merrick, NY, with his wife, Nancy, and their sons, Michael and Joshua.

Osteopathic Medicine for his medical degree and Saint Joseph's University for an MBA in healthcare administration. He is a 2002 magna cum laude graduate of Duquesne University in Pittsburgh, with a BS in honors chemistry. He and his family reside in Belleville, NJ.

## Strength and Conditioning

Strength and conditioning is a key part of a successful Division I program, with an eye toward maximizing individual and team performance in competition. The strength and conditioning coach also works closely with the Athletic Training Staff in the areas of injury prevention and injury rehabilitation.

The 2008-09 year brought another dimension to NJIT athletics with the hiring of **Dan Huff**, CSCS, as the program's first full-time strength and conditioning coach. In addition to the hiring of a full-time coach to coordinate the strength and conditioning, NJIT renovated the weight rooms and purchased new equipment, with the area dedicated to use by the Highlander teams.

Huff previously served five years as strength and conditioning coordinator at Fairleigh Dickinson University in Teaneck, NJ, from 2003 to 2008, working with an 18-sport NCAA Division I program.

Huff was Sports Performance Director for Velocity Sports Performance in Wall, NJ, immediately before accepting his position at NJIT. He is a graduate of William Paterson University of New Jersey. He holds numerous certifications.

## Academic Enrichment

NJIT's Center for Academic and Personal Enrichment (CAPE) added a new component in 2007 with the addition of an Associate Director position that was created for the specific purpose of serving the needs of NJIT's student-athletes.

The position focuses on five key areas: academic support, career development, personal development, leadership and community service including the Student-Athlete Advisory Committee and CHAMPS Life Skills for NJIT's nearly 300 student-athletes.

**Sandra Taylor** filled the post in January 2010, having previously spent her professional career at Manhattan College, which is also her alma mater.

Working at Manhattan, a founding member of the Metro Atlantic Athletic Conference, Taylor was most recently Associate Director of Athletics and Senior Woman Administrator, filling those posts from 1996 to 2010.

For much of that time (1995-2003), she was Chief Athletic Department Compliance Officer. She began her service at Manhattan as Athletic Department Ticket Manager, serving in that capacity from 1993 to 2003.




**Sandra Taylor**

She served on numerous NCAA, conference and internal college committees, including service on the NCAA Division I Management Council from 2004 to 2007 and as chair of the NCAA Women's Lacrosse Committee from 2002 to 2006.

She earned both her bachelor's degree in secondary education and her master's degree in special education from Manhattan College and is a doctoral candidate in educational leadership at St. Mary's University in Winona, MN.

Sandra and her husband, Ken, who is Associate Commissioner for Men's Basketball and Baseball at the MAAC, reside in Monroe Township, NJ, with their daughters, Katherine, who was born in May 2004, and Samantha, who was born in July 2009.



**Tim Wuorinen**

In 2008-09, **Tim Wuorinen** moved over to CAPE as eligibility certification officer/academic advisor, having spent the previous five-plus years working in the NJIT Department of Athletics as assistant athletic director and coordinator for compliance and student-athlete services.

Tim Wuorinen was a compliance fellow with the MAAC and he has worked in the athletic offices of four colleges, including Western New England College, his undergraduate alma mater. In addition to his bachelor's degree from Western New England, he earned a master's degree from NJIT.

Tim and his wife, Tara, who is the Academic/Athletic Coordinator at Saint Peter's College, reside in Aberdeen, NJ. Their son, Tyler, was born in May of 2010.

NJIT's Center for Academic and Professional Enrichment, headed by **Dr. Marybeth Boger**, is a resource available to all students within NJIT's Student Services Division. The CAPE provides academic support services and activities to enhance students' academic and professional development and it works with academic and administrative departments to help students develop the necessary analytical and problem-solving skills to become independent learners.

CAPE provides tutoring, student success workshops and testing accommodations.

## ATHLETICS SENIOR STAFF



**Alexis Schug**

Assoc. Director of Athletics/SWA  
(973) 596-8452  
schug@njit.edu



**Joe Caiola**

Asst. Director of Athletics/  
Business & Facilities  
(973) 642-7224  
caiola@adm.njit.edu



**Tim Camp**

Asst. Director of Athletics/  
Sports Information  
(973) 596-8461  
timothy.camp@njit.edu





# COACHING STAFF

## COACHING STAFF



### Margaret McKeon

*Head Coach*

*Fourth Season at NJIT, ninth season overall*

Margaret McKeon joined NJIT women's basketball as head coach in July 2007, bringing with her a deep passion for teaching basketball and a proven record of having transformed a struggling program into an NCAA Division I Tournament qualifier.

Her abilities were evident almost immediately in her first preseason practices at NJIT and it carried over into the season with a high-energy playing style and an attitude that made the Highlanders a threat for all 40 minutes, no matter what the score.

At first, however, wins were hard to come by, as McKeon's first NJIT team opened at 2-10. But the new approach began to bear fruit in early January and the Highlanders went 8-9 the rest of the way, including a 2-1 record in the 2008 national Independent Division I Tournament.

Their final record of 10-19, more than doubled the win total from NJIT's first season of Division I competition (4-24 overall, 3-23 against Division I opponents in 2006-07).

The six-win improvement from one year to the next was the second-best in the history of the program, which began play in 1986-87.

In McKeon's third season at the helm of the Highlanders, they won 11 games in 2009-10, a new high for the fledgling Division I program.

A hallmark of her tenure at NJIT has been non-conference scheduling that tests the team against a high level of competition and against institutions renowned in the field of athletics and academics. Among the opponents faced by the Highlanders on McKeon's watch are: American, Boston College, Columbia, Cornell, Fordham, Harvard, Lafayette, Lehigh, Marquette, Penn State, Princeton, Rhode Island, UMass, Virginia Tech, West Virginia, and Yale. The 2010-11 schedule includes first-time games with Colgate, De Paul, Missouri, Navy, and Penn.

"What I love to do is teach," said McKeon before her first season leading NJIT's fortunes. "I have a passion for the game and my goal is to help young women not only play the game, but grow as people. There are a lot of life lessons for them and for me."

McKeon's track record includes five NCAA Division I postseason tournament appearances in her years as an assistant coach and head coach.

"I am very happy to be back in the tri-state area," said McKeon, a native of Queens, NY, where she was a star player in high school and college. "And I am very excited for this opportunity to build a Division I program from the ground up."

"The vision of Dr. (Robert) Altenkirch (NJIT President) and Dr. (Joel) Bloom (Vice President of Academic and Student Services) to move the entire athletic program forward is the reason I became interested in this job. NJIT already has a reputation for academic excellence and I look forward to working with (Director of Athletics) Lenny Kaplan and his staff to develop a competitive Division I program that will attract the types of student-athletes who are eager to excel in the classroom, as well as on the court."

Expanding on the idea of academic achievement at a school such as NJIT translating on the basketball floor, McKeon said: "(The players) strive to be excellent in the classroom and when they come onto the court, that's what they expect of themselves. If you can give them a purpose—why we are doing it and this is the end result—they believe they will strive to succeed in basketball, too. They live by that."

In five years as head coach at Boston University (1999-2004), McKeon transformed the Terriers from a team with five wins the season before her arrival to one that earned a spot in the NCAA Division I Tournament by her fourth season and was only a game short of repeating as America East Conference champion the following year.





Before her years as head coach at BU, McKeon was assistant and then associate head coach at George Washington from 1995 to 1999, during which time GW posted a combined record of 93-31. In her four seasons on the staff, the Colonials went to the NAAs three times, were ranked 10th in the nation and advanced to the Division I tournament's Elite Eight in 1996-97.

At Boston University, McKeon took over a program that was established, but had failed to achieve double-figure wins totals in each of its previous three seasons, including a 5-22 record the year before she was named head coach. In her first year (1999-00) the Terriers were 8-21, but they moved upward quickly, reaching the 17-win mark in her third season. That 17-11 record in 2001-02 was BU's first winning record in seven years. In the 2002-03 NCAA season, the Terriers won the America East Conference championship and advanced to face UConn in the NAAs.

The 2003-04 season was her biggest triumph at BU when the Terriers chalked up a 19-11 overall record and a second straight spot in the America East postseason championship game.

Overall, her Boston University teams won 70 games in five seasons, including a combined 52-37 record the last three seasons.

The Terriers' steady overall improvement was apparent in conference play, as well. McKeon's teams went from 3-15 in conference her first year to 10-6 by her third year. Her America East Conference regular season record over her last three seasons at BU was 32-18, with postseason championship game appearances the last two seasons.

In her four seasons as an assistant coach at George Washington, the Colonials won three Atlantic 10 Conference championships, advancing to the NCAA Tournament all three times. GW ranked 10th nationally and reached the tournament's Elite Eight in 1996-97 and the Colonials advanced to the second round two other times, including 1995-96, when they finished 18th in the final national poll.

Earlier, at the University of Houston, she was part of a staff that recruited what one service rated as the 10th best in the nation in 1994. In her first year as a college coach, McKeon was on the staff for the 1991-92 Arizona State squad that reached the NAAs. The Sun Devils' combined record in her two seasons there was 37-19, playing in the Pacific 10, one of the nation's elite women's basketball conferences.

McKeon is a 1991 graduate of St. John's University in Queens, NY, earning a BA in athletic administration.

A collegiate star at both St. John's and at Oklahoma, she was all-Big East for St. John's, setting a conference single-game assists record that still stands, with 18 against Georgetown on January 16, 1991. She also starred at Oklahoma, earning all-conference honorable mention.

Before college, she starred at Christ the King Regional High School in Queens, a school renowned for its powerhouse girls' basketball program that has produced such talent as WNBA players Sue Bird and Chamique Holdsclaw. Between high school and college, she coached the New York Liberty Belles AAU Basketball Club, the most successful girls AAU program in the Northeast.

A member of the Women's Basketball Coaches Association since 1991, McKeon was a speaker at two WBCA national conventions.

She resides in Newark.



#### **Margaret McKeon's Career Record as a Head Coach**

Season	School	Won	Lost	Notes
1999-00	Boston University	8	21	Team had won 5 games the year before
2000-01	Boston University	10	19	
2001-02	Boston University	17	11	BU's first winning record in 7 seasons
2002-03	Boston University	16	15	First NCAA Tournament appearance in program history; America East Conference champions
2003-04	Boston University	19	11	Returned to America East championship game; program's highest win total in 17 seasons
2007-08	NJIT	10	19	Team had won 4 games the year before in first year of Division I competition
2008-09	NJIT	8	21	
2009-10	NJIT	11	18	Program Division I record for wins



## COACHING STAFF



### **Marcell Harrison**

*Assistant Coach  
First Season at NJIT*

Marcell Harrison, who joined the NJIT women's basketball coaching in the summer of 2010, brings nearly two decades of experience as a star player and then as a successful coach at the Division I level to her post with the Highlanders.

She finished her playing career at George Mason University as one of that school's great players, ranking third on the all-time scoring list, second in assists and three-point field goals and first on the career steals list.

Harrison was a first-team All-Colonial Athletic Association honoree in 1992-93, a second-team all-CAA pick in 1991-92 and 1993-94, and a CAA all-rookie honoree in 1990-91. She was named to the CAA all-tournament team in 1994, after averaging 19.5 points per game and leading the Patriots to a school record-tying 21-9 mark and a spot in the conference championship game.

She went into coaching at her alma mater in 1994 and stayed there until 2007. As recruiting coordinator, Coach Harrison helped attract and develop 10 All-CAA performers, including two Rookies of the Year and four first-team award winners.

Six of the players she recruited went on to sign professional contracts after college, including two in the WNBA.

The Patriots tied the school mark for best record (21-9) in her tenure as coach, played in the 2001 CAA championship game and twice were selected to compete in the Women's National Invitation Tournament in postseason.

Most recently, Harrison coached two years at South Carolina State University in Orangeburg, SC, where the program advanced from six wins her first season on staff (2008-09) to 14 wins and a berth in the conference championship game a year later. At SCSU, she was involved in all aspects of the program, with specific service as recruiting coordinator and director of player development.

As the primary coach for the guards at South Carolina State, Harrison saw two of her pupils named to the Mid-Eastern Athletic Conference 2010 all-tournament team. In addition, two Lady Bulldogs won All-MEAC laurels for the 2009-10 regular season.

A product of Troy, NY, in the Albany Capital District, Harrison is in the Troy High School Hall of Fame, the Troy Boys and Girls Club Hall of Fame and the Capital District Hall of Fame. She was also selected to the CAA Legends Class of 2001.

She resides in Jersey City, NJ.



### **Kristina Baugh**

*Assistant Coach  
First Season at NJIT*

Kristina Baugh, a former player in the Big East Conference at Providence College, joined the NJIT women's basketball coaching staff in the summer of 2010 following a three-year stint as an assistant coach at Winston-Salem State University in North Carolina.

Baugh, a four-year player at Providence, was team captain for the Friars as a senior in 2006-07. She appeared in over 100 career games, starting 62 times.

Prior to college, she starred scholastically at Tabor Academy in Massachusetts, where she was a two-year basketball captain.

Following her graduation from PC with a degree in history, the Boston native moved directly into coaching as an assistant at Winston-Salem State, which, like NJIT, is a recent addition to the NCAA Division I ranks.

On the staff with the Lady Rams, she performed multiple duties, including on-court coaching and off-campus recruiting, helping the program land North Carolina East-West All-Star Game participants in 2008 and 2010. In addition, she helped coach Vontisha Woods, who was an all-Division I Independent honoree in 2010.

She coordinated film exchange for Winston-Salem State and was also the staff liaison with the academic coordinator and the equipment manager.

Along with her coaching duties, Baugh was an adjunct professor for Human Performance and Sport Sciences at Winston-Salem State.

She resides in Jersey City, NJ.



## COACHING STAFF



### La Kea Jones

*Assistant Coach*

*First Season at NJIT*

La Kea Jones joined the NJIT women's basketball coaching staff in the summer of 2010 after two one-year stints as an assistant at Division I programs Mount Saint Mary's University (2008-09) and Southeast Missouri State (University 2009-10).

At Southeast Missouri State, her team was honored by its peer players and coaches in the Ohio Valley Conference with the conference's team Sportsmanship Award. The 2009-10 Redhawks were the fourth-youngest Division I team in the nation, with nine freshmen on the roster.

While at Mount St. Mary's she helped coach the team to a 14-16 record, a six-game improvement from the previous year and the best record for the program since the 2000-01 season.

Her duties included assisting in the development of both guards and post position players, scouting, film exchanges, editing game film, recruiting as well organizing travel and team meal arrangements.

She moved into coaching after a four-year Division I playing career for Virginia Commonwealth University, where she started every season at point guard from 2004 to 2008.

She ranks in the VCU program's top 10 in five career categories. She is first in games played (121, with 109 starts) and minutes played. She ranks third all-time in assists, with 424, including 159 assists during her senior year, which ranks fifth on the school's single-season charts. She also ranks eighth in career steals, with 177, and 10th in career three-pointers made.

During her senior season she played in a school record 1,129 minutes.

Jones averaged a career-high 8.5 points per game as a sophomore. Her senior year she averages were 4.2 ppg, 4.7 assists and 1.9 steals per game. Her 159 assists during her senior campaign led the Colonial Athletic Association. She recorded 31 double-digit scoring games in her career.

Jones posted a 67-54 career playing record with the VCU Rams and helped the program to its second postseason berth and best record in program history in her senior campaign.

Virginia Commonwealth finished the 2007-08 season with a 26-8 mark, made an appearance in the school's first-ever CAA Championship Game and advanced to the second round of the Women's National Invitational Tournament, the deepest trip into postseason in program history.

Jones graduated with a bachelor's degree in criminal justice from Virginia Commonwealth in 2008.

She is from Fort Washington, MD, and graduated from National Christian Academy there before heading to college in Virginia.

She resides in Jersey City, NJ.



## 2010-11 ROSTER

### NUMERICAL

No.	Name	Yr.	Ht.	Pos.	Hometown/High School
5	Rayven Johnson	So.	5-8	G	Rahway, NJ / Bloomfield Tech
10	Melanie Griffin	Jr.	5-6	G	Willingboro, NJ / Willingboro
11	Emily Schartner	So.	5-10	G	Finleyville, PA / Ringgold
12	Kimberly Dweck	So.	5-7	PG	Cortlandt Manor, NY / Our Lady of Lourdes
13	Ivana Seric	Sr.	6-2	F	Split, Croatia / Gimnazija Pozega
14	Ivana Lacmanovic	So.	5-8	G	Belgrade, Serbia / The Patterson School (North Carolina)
15	Jelena Zoric	So.	5-10	G	Belgrade, Serbia / The Patterson School (North Carolina)
20	Kristian Parker	Fr.	6-3	C	Waterbury, CT / Wilby
22	Maria Sanchez	So.	6-1	F	Madrid, Spain / Liceo Frances de Madrid
25	Jessica Gerald	Sr.	5-8	G	Woolwich Township, NJ / Kingsway Regional
30	Marcy Williams	Fr.	5-9	F	South Orange, NJ / Columbia (Maplewood, NJ)
50	Uju Nwankwo	Fr.	6-0	F	Bloomfield, CT / Northwest Catholic

### ALPHABETICAL

No.	Name	Yr.	Ht.	Pos.	Hometown/High School
12	Kimberly Dweck	So.	5-7	PG	Cortlandt Manor, NY / Our Lady of Lourdes
25	Jessica Gerald	Sr.	5-8	G	Woolwich Township, NJ / Kingsway Regional
10	Melanie Griffin	Jr.	5-6	G	Willingboro, NJ / Willingboro
5	Rayven Johnson	So.	5-8	G	Rahway, NJ / Bloomfield Tech
14	Ivana Lacmanovic	So.	5-8	G	Belgrade, Serbia / The Patterson School (North Carolina)
50	Uju Nwankwo	Fr.	6-0	F	Bloomfield, CT / Northwest Catholic
20	Kristian Parker	Fr.	6-3	C	Waterbury, CT / Wilby
22	Maria Sanchez	So.	6-1	F	Madrid, Spain / Liceo Frances de Madrid
13	Ivana Seric	Sr.	6-2	F	Split, Croatia / Gimnazija Pozega
11	Emily Schartner	So.	5-10	G	Finleyville, PA / Ringgold
30	Marcy Williams	Fr.	5-9	F	South Orange, NJ / Columbia (Maplewood, NJ)
15	Jelena Zoric	So.	5-10	G	Belgrade, Serbia / The Patterson School (North Carolina)



# 2009-10 STATISTICS

## All games

RECORD:	OVERALL	HOME	AWAY	NEUTRAL
ALL GAMES	11-18	9-5	1-12	1-1
CONFERENCE	6-6	5-1	1-5	0-0
NON-CONFERENCE	5-12	4-4	0-7	1-1

		Total					3-Point		F-Throw		Rebounds											
##	Player	gp-gs	min	avg	fg-fga	fg%	3fg-fga	3fg%	ft-fa	ft%	off	def	tot	avg	pf	dq	a	to	blk	stl	pts	avg
25	GERALD, Jessica	29-27	952	32.8	122-376	.324	58-197	.294	144-198	.727	27	45	72	2.5	48	1	14	85	1	30	446	15.4
51	OYELOLA, Taiwo	29-20	692	23.9	95-232	.409	19-67	.284	70-92	.761	75	107	182	6.3	96	5	15	59	5	52	279	9.6
52	OYELOLA, Kehinde	29-24	643	22.2	74-205	.361	31-96	.323	46-71	.648	54	91	145	5.0	99	7	20	39	8	34	225	7.8
10	GRIFFIN, Melanie	29-28	798	27.5	83-225	.369	9-43	.209	22-39	.564	15	45	60	2.1	51	1	75	91	3	49	197	6.8
13	SERIC, Ivana	29-29	985	34.0	73-204	.358	2-11	.182	42-75	.560	62	107	169	5.8	58	1	90	89	19	44	190	6.6
01	JOHNSON, Rayven	28-6	548	19.6	38-138	.275	0-8	.000	46-54	.852	46	76	122	4.4	49	1	28	42	5	19	122	4.4
14	PIEKIELSKI, Katie	27-7	543	20.1	39-99	.394	1-7	.143	30-36	.833	29	40	69	2.6	44	0	28	39	6	19	109	4.0
12	DWECK, Kimberly	29-0	317	10.9	10-44	.227	0-1	.000	13-18	.722	6	21	27	0.9	38	0	18	35	1	14	33	1.1
11	SCHARTNER, Emily	29-4	226	7.8	12-55	.218	1-12	.083	4-8	.500	7	17	24	0.8	25	1	14	23	6	14	29	1.0
31	SANCHEZ, Maria	17-0	121	7.1	9-21	.429	1-3	.333	8-10	.800	14	15	29	1.7	21	0	4	9	3	3	27	1.6
03	ZORIC, Jelena	2-0	1	0.5	0-1	.000	0-1	.000	0-0	.000	0	0	0	0.0	0	0	0	0	0	0	0	0.0
Team											67	64	131				7					
Total.....		29	5826		555-1600	.347	122-446	.274	425-601	.707	402	628	1030	35.5	529	17	306	518	57	278	1657	57.1
Opponents.....		29	5826		639-1548	.413	172-504	.341	349-536	.651	384	717	1101	38.0	506	-	416	570	131	236	1799	62.0

### TEAM STATISTICS

	NJIT	OPP
SCORING	1657	1799
Points per game	57.1	62.0
Scoring margin	-4.9	-
FIELD GOALS-ATT	555-1600	639-1548
Field goal pct	.347	.413
3 POINT FG-ATT	122-446	172-504
3-point FG pct	.274	.341
3-pt FG made per game	4.2	5.9
FREE THROWS-ATT	425-601	349-536
Free throw pct	.707	.651
F-Throws made per game	14.7	12.0
REBOUNDS	1030	1101
Rebounds per game	35.5	38.0
Rebounding margin	-2.4	-
ASSISTS	306	416
Assists per game	10.6	14.3
TURNOVERS	518	570
Turnovers per game	17.9	19.7
Turnover margin	+1.8	-
Assist/turnover ratio	0.6	0.7
STEALS	278	236
Steals per game	9.6	8.1
BLOCKS	57	131
Blocks per game	2.0	4.5
ATTENDANCE	4957	12860
Home games-Avg/Game	14-354	13-977
Neutral site-Avg/Game	-	2-79

Score by Periods	1st	2nd	OT	Totals
NJIT	731	918	8	1657
Opponents	795	993	11	1799

Date	Opponent	Score	Att.
11/15/09	at Penn State	L 57-79	3620
11/17/09	WAGNER	W 68-56	238
11/19/09	ALBANY	L 49-52	413
11/21/09	MAINE	W 63-50	400
11/24/09	at American	L 57-65	148
11/27/09	at Rhode Island	L 47-51	522
12/3/09	at Marquette	L 41-81	1001
12/9/09	COLGATE	W 52-41	590
12/18/09	at Lehigh	L 38-64	590
12/20/09	UMASS	L 59-70	400
12/29/09	at Virginia Tech	L 51-67	2399
12/30/09	vs Central Conn. State	W 69-66	0
1/4/10	FAIRLEIGH DICKINSON	W 69-61	225
1/9/10	YALE	L 58-68	216
1/12/10	HARVARD	L 53-69	1125
* 1/14/10	at Texas-Pan American	L 54-62	437
* 01/16/10	at Houston Baptist	W 83-70	308
* 1/23/10	CHICAGO STATE	W 60-56	222
* 1/30/10	UTAH VALLEY	W 79-69	203
02/06/10	at SSUW	Lot 51-54	210
* 2/18/10	HOUSTON BAPTIST	W 72-46	425
* 2/20/10	TEXAS-PAN AMERICAN	W 70-66	155
* 02/23/10	at North Dakota	L 44-69	1649
* 2/25/10	SOUTH DAKOTA	W 55-53	114
* 2/28/10	NORTH DAKOTA	L 49-59	231
* 3/04/10	at Utah Valley	L 61-70	513
* 3/6/10	at Chicago State	L 51-69	408
* 03/07/10	at South Dakota	L 48-59	897
3/11/10	vs South Dakota	L 49-57	158

\* - Conference game



## 2009-10 RESULTS AND LEADERS

### All games

RECORD:	OVERALL	HOME	AWAY	NEUTRAL
ALL GAMES	11-18	9-5	1-12	1-1
CONFERENCE	6-6	5-1	1-5	0-0
NON-CONFERENCE	5-12	4-4	0-7	1-1

Date	Opponent	Score	Att.	High Points	High Rebounds
11/15/09	at Penn State	57-79 L	3620	(21)GERALD, Jessica	(9)OYELOLA, Taiwo
11/17/09	WAGNER	68-56 W	238	(27)GERALD, Jessica	(6)GERALD, Jessica
11/19/09	ALBANY	49-52 L	413	(11)SERIC, Ivana	(9)SERIC, Ivana
11/21/09	MAINE	63-50 W	400	(19)OYELOLA, Kehinde	(10)OYELOLA, Kehinde
11/24/09	at American	57-65 L	148	(13)OYELOLA, Kehinde	(5)OYELOLA, Taiwo
					(5)OYELOLA, Kehinde
11/27/09	at Rhode Island	47-51 L	522	(20)GERALD, Jessica	(11)OYELOLA, Taiwo
12/3/09	at Marquette	41-81 L	1001	(10)GERALD, Jessica	(5)SERIC, Ivana
				(10)OYELOLA, Taiwo	(5)OYELOLA, Kehinde
12/9/09	COLGATE	52-41 W	590	(13)GERALD, Jessica	(10)OYELOLA, Kehinde
12/18/09	at Lehigh	38-64 L	590	(14)GERALD, Jessica	(9)OYELOLA, Taiwo
12/20/09	UMASS	59-70 L	400	(24)GERALD, Jessica	(8)JOHNSON, Rayven
12/29/09	at Virginia Tech	51-67 L	2399	(16)OYELOLA, Taiwo	(8)SERIC, Ivana
12/30/09	vs Central Conn. State	69-66 W		(14)OYELOLA, Taiwo	(13)OYELOLA, Taiwo
1/4/10	FAIRLEIGH DICKINSON	69-61 W	225	(24)GERALD, Jessica	(10)OYELOLA, Kehinde
1/9/10	YALE	58-68 L	216	(14)OYELOLA, Taiwo	(6)JOHNSON, Rayven
1/12/10	HARVARD	53-69 L	1125	(20)GERALD, Jessica	(8)SANCHEZ, Maria
1/14/10	*at Texas-Pan American	54-62 L	437	(14)SERIC, Ivana	(11)SERIC, Ivana
01/16/10	*at Houston Baptist	83-70 W	308	(30)GERALD, Jessica	(10)SERIC, Ivana
1/23/10	*CHICAGO STATE	60-56 W	222	(14)OYELOLA, Kehinde	(9)OYELOLA, Kehinde
1/30/10	*UTAH VALLEY	79-69 W	203	(20)OYELOLA, Taiwo	(8)OYELOLA, Taiwo
02/06/10	at SSUW	51-54 Lot	210	(16)GERALD, Jessica	(12)OYELOLA, Taiwo
2/18/10	*HOUSTON BAPTIST	72-46 W	425	(22)GERALD, Jessica	(8)SANCHEZ, Maria
2/20/10	*TEXAS-PAN AMERICAN	70-66 W	155	(34)GERALD, Jessica	(13)JOHNSON, Rayven
02/23/10	*at North Dakota	44-69 L	1649	(9)GERALD, Jessica	(14)OYELOLA, Taiwo
2/25/10	*SOUTH DAKOTA	55-53 W	114	(11)GERALD, Jessica	(8)OYELOLA, Taiwo
2/28/10	*NORTH DAKOTA	49-59 L	231	(20)GERALD, Jessica	(12)OYELOLA, Taiwo
3/04/10	*at Utah Valley	61-70 L	513	(13)GRIFFIN, Melanie	(9)SERIC, Ivana
3/6/10	*at Chicago State	51-69 L	408	(19)GERALD, Jessica	(4)SERIC, Ivana
					(4)PIEKIELSKI, Katie
					(4)OYELOLA, Taiwo
03/07/10	*at South Dakota	48-59 L	897	(14)OYELOLA, Taiwo	(5)SERIC, Ivana
3/11/10	vs South Dakota	49-57 L	158	(20)OYELOLA, Kehinde	(7)GERALD, Jessica

\* - Conference game

Attendance Summary	Games	Attend	Avg/Game
Home	14	4957	354
Away	13	12702	977
Neutral	2	158	79
Total	29	17817	614





# 2009-10 GAME-BY-GAME HIGHS

## All games

RECORD:	OVERALL	HOME	AWAY	NEUTRAL
ALL GAMES	11-18	9-5	1-12	1-1
CONFERENCE	6-6	5-1	1-5	0-0
NON-CONFERENCE	5-12	4-4	0-7	1-1

Date	Opponent	Score	Att.	High Points	High Rebounds
11/15/09	at Penn State	57-79 L	3620	(21)GERALD, Jessica	(9)OYELOLA, Taiwo
11/17/09	WAGNER	W 68-56	238	(27)GERALD, Jessica	(6)GERALD, Jessica
11/19/09	ALBANY	49-52 L	413	(11)SERIC, Ivana	(9)SERIC, Ivana
11/21/09	MAINE	W 63-50	400	(19)OYELOLA, Kehinde	(10)OYELOLA, Kehinde
11/24/09	at American	57-65 L	148	(13)OYELOLA, Kehinde	(5)OYELOLA, Taiwo
11/27/09	at Rhode Island	47-51 L	522	(20)GERALD, Jessica	(5)OYELOLA, Kehinde
12/3/09	at Marquette	41-81 L	1001	(10)GERALD, Jessica	(11)OYELOLA, Taiwo
12/9/09	COLGATE	W 52-41	590	(13)GERALD, Jessica	(5)SERIC, Ivana
12/18/09	at Lehigh	38-64 L	590	(14)GERALD, Jessica	(5)OYELOLA, Kehinde
12/20/09	UMASS	59-70 L	400	(24)GERALD, Jessica	(10)OYELOLA, Kehinde
12/29/09	at Virginia Tech	51-67 L	2399	(16)OYELOLA, Taiwo	(9)OYELOLA, Taiwo
12/30/09	vs Central Conn. State	W 69-66		(14)OYELOLA, Taiwo	(8)JOHNSON, Rayven
1/4/10	FAIRLEIGH DICKINSON	W 69-61	225	(24)GERALD, Jessica	(8)SERIC, Ivana
1/9/10	YALE	58-68 L	216	(14)OYELOLA, Taiwo	(13)OYELOLA, Taiwo
1/12/10	HARVARD	53-69 L	1125	(20)GERALD, Jessica	(10)OYELOLA, Kehinde
1/14/10	*at Texas-Pan American	54-62 L	437	(14)SERIC, Ivana	(6)JOHNSON, Rayven
01/16/10	*at Houston Baptist	W 83-70	308	(30)GERALD, Jessica	(8)SANCHEZ, Maria
1/23/10	*CHICAGO STATE	W 60-56	222	(14)OYELOLA, Kehinde	(11)SERIC, Ivana
1/30/10	*UTAH VALLEY	W 79-69	203	(20)OYELOLA, Taiwo	(10)SERIC, Ivana
02/06/10	at SSUW	51-54 Lot	210	(16)GERALD, Jessica	(9)OYELOLA, Kehinde
2/18/10	*HOUSTON BAPTIST	W 72-46	425	(22)GERALD, Jessica	(12)OYELOLA, Taiwo
2/20/10	*TEXAS-PAN AMERICAN	W 70-66	155	(34)GERALD, Jessica	(8)SANCHEZ, Maria
02/23/10	*at North Dakota	44-69 L	1649	(9)GERALD, Jessica	(13)JOHNSON, Rayven
2/25/10	*SOUTH DAKOTA	W 55-53	114	(11)GERALD, Jessica	(14)OYELOLA, Taiwo
2/28/10	*NORTH DAKOTA	49-59 L	231	(20)GERALD, Jessica	(8)OYELOLA, Taiwo
3/04/10	*at Utah Valley	61-70 L	513	(13)GRIFFIN, Melanie	(12)OYELOLA, Taiwo
3/6/10	*at Chicago State	51-69 L	408	(19)GERALD, Jessica	(9)SERIC, Ivana
03/07/10	*at South Dakota	48-59 L	897	(14)OYELOLA, Taiwo	(4)SERIC, Ivana
3/11/10	vs South Dakota	49-57 L	158	(20)OYELOLA, Kehinde	(4)PIEKIELSKI, Katie
					(4)OYELOLA, Taiwo
					(5)SERIC, Ivana
					(7)GERALD, Jessica

\* - Conference game

Attendance Summary	Games	Attend	Avg/Game
Home	14	4957	354
Away	13	12702	977
Neutral	2	158	79
Total	29	17817	614



## CAREER RECORDS



### Points

1,497	Kelly Crowe	2003-07
1,322	Nevea Van Wright	1991-94, 95-96
1,165	Lindsey Reggo	2000-04
<b>1,132</b>	<b>Jessica Gerald</b>	<b>2007-present</b>
	Jackie O'Connor	1997-2001
1,072	Selena Kershaw	2001-06
1,006	Nevea Gruenewald	1992-96
983	Nicole Ballou	1999-2003
978	SchrKyia Massey	2001-2003
922	Sharon Kukal	1997-99

*Note: Nevea scored 71 points in two seasons at Loyola (Md.) College for a career total of 1,049.*

### Scoring Average (min. 35 games)

18.5	SchrKyia Massey (978/53)	2001-03
18.1	Sharon Kukal (922/51)	1997-99
16.3	Nevea Van Wright (1322/81)	1991-94, 95-96
14.9	Kristie Simpson (553/37)	1995-97
<b>14.7</b>	<b>Jessica Gerald (1322/77)</b>	<b>2007-present</b>
13.2	Kelly Crowe (1497/113)	2003-07

### Rebounds

1,060	Wendy Gruenewald	1992-96
780	Selena Kershaw	2001-06
696	Liliana Alvarez	1990-94
582	Taiwo Oyelola	2006-10
573	Kate Duncan	2000-04
572	Dion McMillian	1986-88
542	Sharon Kukal	1997-99
508	Lauren Daley	1998-2000
489	Kehinde Oyelola	2006-10
423	Chevanese Samms	2000-03
	Nevea Van Wright	1991-94, 95-96

### Rebound Average (min. 35 games)

15.9	Dion McMillian (572/36)	1986-88
12.5	Wendy Gruenewald (1060/85)	1992-96
10.6	Sharon Kukal (542/51)	1997-99
9.5	Kristie Simpson (350/37)	1995-97
9.4	Lauren Daley (508/54)	1998-2000

### Assists (min. 200)

396	Nicole Ballou	1999-2003
342	Jackie McCaffrey	2004-09
307	Kelly Crowe	2003-07
296	Aine O'Dwyer	2003-07
283	Erika Velez	2003-08
256	Nevea Van Wright	1991-94, 95-96
243	Jackie O'Connor	1997-2001
213	SchrKyia Massey	2001-2003

### Blocks

102	Liliana Alvarez	1990-94
100	Selena Kershaw	2001-2006
89	Wendy Gruenewald	1992-96
80	Lauren Daley	1998-2000
55	Chevanese Samms	2000-03

### Steals (min. 160)

282	Kelly Crowe	2003-07
203	Jackie McCaffrey	2004-09
193	Nicole Ballou	1999-2003
190	Erika Velez	2003-08
171	Nevea Van Wright	1991-94, 95-96
168	Jackie O'Connor	1997-2001
160	SchrKyia Massey	2001-03

### Three-Point Field Goals (min. 120)

222	Jackie O'Connor	1997-2001
171	Jill Dickinson	2005-09
164	Lindsey Reggo	2000-04
139	Nevea Van Wright	1991-94, 95-96
134	Kelly Crowe	2003-07
<b>130</b>	<b>Jessica Gerald</b>	<b>2007-pres.</b>
123	Nicole Ballou	1999-03

### Games Played (min. 100)

115	Jackie McCaffrey	2004-09
113	Kelly Crowe	2003-07
	Aine O'Dwyer	2003-07
112	Selena Kershaw	2001-06
111	Tawio Oyelola	2006-10
	Jill Dickinson	2005-09
110	Kehinde Oyelola	2006-10
109	Nicole Ballou	1999-2003
	Kate Duncan	2000-04
	Lindsey Reggo	2000-04
107	Katie Piekelski	2006-10
106	Jackie O'Connor	1997-2001
103	Odelia Pyron	1997-2001
	Jessica Vogel	2002-06

### Field Goals

460	Kelly Crowe	2003-07
458	Nevea Van Wright	1991-94, 95-96
429	Selena Kershaw	2001-06
427	Wendy Gruenewald	1992-96
416	Lindsey Reggo	2000-04

### Field-Goal Attempts

1,269	Nevea Van Wright	1991-94, 95-96
1,265	Lindsey Reggo	2000-04
1,132	Kelly Crowe	2003-07
1,121	Jackie O'Connor	1997-2001
1,116	Wendy Gruenewald	1992-96

### Field-Goal Percentage (min. 150 made)

.490	Kristie Simpson (217-443)	1995-97
.456	Selena Kershaw (429-940)	2001-06
.449	Sharon Kukal (335-746)	1997-99
.395	Lauren Daley (178-451)	1998-2000
.383	Wendy Gruenewald (427-1116)	1992-96

### Three-Point Attempts

720	Jackie O'Connor	1997-2001
539	Lindsey Reggo	2000-04
457	Jessica Gerald	2007-pres.
430	Nicole Ballou	1999-03
411	Nevea Van Wright	1991-94, 95-96

### Three-Point Percentage (min. 50 made)

.361	Nevea Van Wright (139-411)	1991-94, 95-96
.348	Jackie Lupo (72-207)	2002-05
.308	Jackie O'Connor (222-720)	1997-2001
.304	Lindsey Reggo (164-539)	2000-04

### Free-Throws Made

443	Kelly Crowe	2003-07
350	Jessica Gerald	2007-present
269	SchrKyia Massey	2001-03
267	Nevea Van Wright	1991-94, 95-96
252	Sharon Kukal	1997-99

### Free-Throw Attempts

659	Kelly Crowe	2003-07
<b>471</b>	<b>Jessica Gerald</b>	<b>2007-pres.</b>
406	Nevea Van Wright	1991-94, 95-96
388	Selena Kershaw	2001-06
365	Sharon Kukal	1997-99

### Free-Throw Percentage (min. 100 made, .700)

.758	Taiwo Oyelola (244-322)	2006-10
<b>.743</b>	<b>Jessica Gerald (350-471)</b>	<b>2007-pres.</b>
.739	SchrKyia Massey (269-364)	2001-03
.703	Jill Dickinson (142-202)	2005-09
.702	Jackie O'Connor (174-248)	1997-2001





# SINGLE SEASON RECORDS

## Points

539	SchrKyia Massey	2001-02
509	Sharon Kukal	1997-98
482	Kelly Crowe	2004-05
446	Jessica Gerald	2009-10
439	SchrKyia Massey	2002-03
413	Sharon Kukal	1998-99
409	Nevea Van Wright	1993-94
405	Kelly Crowe	2005-06
379	Nevea Van Wright	1992-93
375	Lindsey Reggo	2002-03

## Scoring Average (min. 20 games)

21.2	Sharon Kukal (509/24)	1997-98
20.7	SchrKyia Massey (539/26)	2001-02
19.5	Nevea Van Wright (409/21)	1994-95
17.2	Nevea Van Wright (379/22)	1993-94
16.7	Jessica Gerald (92/27)	2008-09

## Rebounds

316	Dion McMillian	1986-87
314	Wendy Gruenewald	1992-93
309	Sharon Kukal	1998-99
284	Lauren Daley	1999-2000
270	Wendy Gruenewald	1994-95
256	Dion McMillian	1987-88
246	Wendy Gruenewald	1993-94
241	Kristine Simpson	1994-95
236	Merna Maloon	1997-98
230	Wendy Gruenewald	1995-96

## Rebound Average (min. 14 games)

16.6	Dion McMillian (316/19)	1986-87
15.1	Dion McMillian (256/17)	1987-88
14.3	Wendy Gruenewald (314/22)	1992-93
12.9	Wendy Gruenewald (246/19)	1993-94
11.7	Wendy Gruenewald (270/23)	1994-95

## Assists (min. 100)

120	Nicole Ballou	2002-03
113	SchrKyia Massey	2001-02
111	Nancy Belbo	1993-94
110	Jackie McCaffrey	2004-05
102	Nicole Ballou	2001-02
101	Nicole Ballou	2000-01
100	SchrKyia Massey	2002-03



## Blocks (min. 30)

66	Liliana Alvarez	1992-93
49	Lauren Daley	1999-2000
36	Liliana Alvarez	1993-94
34	Selena Kershaw	2001-02
31	Lauren Daley	1998-99
30	Chevanese Samms	2000-01

## Steals (min. 70)

94	Kelly Crowe	2003-04
88	SchrKyia Massey	2001-02
76	Nevea Van Wright	1993-94
72	SchrKyia Massey	2002-03
71	Brenda Rodriguez	1994-95
70	Kelly Crowe	2004-05

## Three-Point Field Goals

68	Jackie O'Connor	2000-01
64	Jill Dickinson	2008-09
58	Jessica Gerald	2009-10
	Lindsey Reggo	2002-03
	Jackie O'Connor	1999-2000
57	Nevea Van Wright	1993-94
56	Jackie O'Connor	1998-99
47	Nicole Ballou	2001-02
45	Kelly Crowe	2004-05
	Jill Dickinson	2007-08

## Games

30	Kelly Crowe	2004-05
	Selena Kershaw	2004-05
	Aine O'Dwyer	2004-05
	Jackie McCaffrey	2004-05
	Lisa Neria	2004-05
	Jackie Lupu	2004-05

## Field Goals

200	SchrKyia Massey	2001-02
184	Sharon Kukal	1997-98
154	SchrKyia Massey	2002-03

## Field-Goal Attempts

506	SchrKyia Massey	2001-02
446	SchrKyia Massey	2002-03
414	Sharon Kukal	1997-98

## Field-Goal Percentage (min. 3 made per game)

.537	Emese Gyuricza	2005-06
.480	Selena Kershaw	2001-02
.476	Kristie Simpson	1994-95

## Three-Point Attempts

230	Jackie O'Connor	2000-01
197	Jessica Gerald	2009-10
175	Lindsey Reggo	2002-03
173	Jackie O'Connor	1999-2000

## Three-Point Percentage (min. 20 made)

.535	Veronica Mullen (23/43)	1999-2000
.393	Nevea Van Wright (57/145)	1993-94
.371	Nicole Ballou (36/97)	1999-2000

## Free-Throws Made

144	Jessica Gerald	2009-10
141	Kelly Crowe	2004-05
	Sharon Kukal	1997-98
138	SchrKyia Massey	2001-02

## Free-Throw Attempts

204	Sharon Kukal	1997-98
199	Kelly Crowe	2005-06
198	Jessica Gerald	2009-10
195	Kelly Crowe	2004-05
189	SchrKyia Massey	2001-02

## Free-Throw Percentage (min. 50 made, .500)

.794	Jackie McCaffrey (50/63)	2007-08
.765	Taiwo Oyelola (78/102)	2008-09
.758	Kehinde Oyelola (47/62)	2008-09
.757	Jessica Gerald (106/140)	2007-08
.754	Taiwo Oyelola (52/69)	2007-08

## TEAM SINGLE SEASON RECORDS

**Most Games:** 30, 2005-06

**Most Wins:** 18, 2004-05

**Best Winning Percentage:** .762, 1994-95 (16-5)

**Most Consecutive Wins:** 7, 1995-96

**Most Points:** 2,013, 2002-03

**Highest Scoring Average:** 67.9, 2001-02

**Least Points Allowed:** 1,054, 1987-88

**Lowest Scoring Defense:** 52.3, 1992-93

**Highest Scoring Margin:** +4.5, 2005-06

**Most Rebounds:** 1,251, 2002-03

**Highest Rebound Average:** 52.2, 1992-93

**Highest Rebounding Margin:** +9.3, 1994-95

**Most Field Goals:** 744, 2004-05

**Most Field-Goal Attempts:** 1,855, 2002-03

**Highest Field-Goal Percentage:** .408, 2004-05

**Most Three-Pointers:** 144, 2003-04

**Most Three-Point Attempts:** 562, 2000-01

**Highest Three-Point Percentage:** .370, 1993-94

**Most Free-Throws Made:** 419, 2004-05

**Most Free-Throw Attempts:** 674, 2005-06

**Highest Free-Throw Percentage:** .709, 2006-07 (366-516)

**Most Assists:** 394, 2002-03

**Most Steals:** 337, 2004-05

**Most Blocked Shots:** 105, 1992-93

**Most Turnovers Forced:** 637, 2004-05



## SINGLE GAME RECORDS / TEAM RECORDS

### INDIVIDUAL SINGLE-GAME RECORDS

#### Points

37, Jessica Gerald vs. California State Bakersfield, University, 1/11/08  
 35, Sharon Kukal vs. Queens, 1/28/98  
 34, Jessica Gerald at Chicago State, 1/17/09  
 34, SchrKya Massey vs. Nyack, 1/23/02  
 34, Nevea Van Wright vs. Mount St. Vincent, 12/10/93

#### Rebounds

25, Dion McMillian vs. Bloomfield, 1/30/87  
 25, Wendy Gruenewald vs. St. Elizabeth, 12/3/92  
 23, Dion McMillian vs. Drew, 11/22/86

#### Assists

13, Jackie McCaffrey vs. Nyack, 2/25/05  
 12, Nicole Ballou vs. Felician, 1/15/02  
 11, Tamara McNair vs. St. Elizabeth, 2/5/97

#### Blocks

7, Liliana Alvarez vs. Mount St. Mary, 1/23/93

#### Steals

10, Tamika Fogg vs. Yeshiva, 2/24/96  
 10, Kristie Simpson vs. St. Joseph's, 2/19/96  
 10, Nevea Van Wright vs. Medgar Evers, 2/16/94

#### Field Goals

13, Nevea Van Wright vs. Mount St. Vincent, 12/10/93  
 12, Jessica Gerald at Chicago State, 1/17/09

#### Field Goal-Attempts

29, SchrKya Massey vs. Holy Family, 2/2/02  
 29, Nevea Van Wright vs. St. Elizabeth, 1/29/94  
 27, Jessica Gerald at Chicago State, 1/17/09

#### Three-Pointers

7, Kehinde Oyelola at Utah Valley, 2/28/09  
 7, Nevea Van Wright vs. New York Maritime, 2/19/94

#### Three-Point Attempts

19, Jackie O'Connor vs. Goldey-Beacom, 2/3/01

#### Most 3FGs without missing

5-5, Nevea Van Wright vs. Mount St. Mary, 12/4/93

#### Free-Throws Made

16, Tamika Fogg vs. John Jay, 12/7/96  
 14, Jessica Gerald at Maine, 11/29/08

#### Free-Throw Attempts

27, Tamika Fogg vs. John Jay, 12/7/96

#### Most FTs without missing

12-12, Odelia Pyron vs. Queens (NY), 12/11/99

#### Minutes

48, Kelly Crowe at Teikyo Post, 2/4/04

#### Triple Doubles

\* Lauren Battista vs. Old Westbury, 1/28/95 (10 points, 11 rebounds, 11 assists)  
 \* Kristie Simpson vs. St. Joseph's, 2/19/96 (22 points, 11 rebounds, 10 steals)

### TEAM RECORDS

**Most Points:** 97 at Teikyo Post (94) (2 OT), 2/4/04

**Most Points, Regulation:** 92 vs. Yeshiva (12), 2/24/96

**Most Points Allowed:** 122 vs. Saint Rose, 11/15/97

**Least Points Allowed:** 12 vs. Yeshiva, 2/24/96; 12 vs. New York Maritime, 2/19/94

**Highest Victory Margin:** 80 vs. Yeshiva (92-12), 2/24/96

**Most Field Goals:** 41 vs. Baruch, 2/12/96

**Most Field-Goal Attempts:** 92 vs. York (NY), 1/10/96

**Most Three-Pointers:** 14 vs. Longwood, 2/14/09

**Most Three-Point Attempts:** 45 vs. Goldey-Beacom, 2/3/01

**Best Perfect Game (3FG):** 6-6 vs. Mount St. Mary, 12/4/93

**Most Free-Throws Made:** 37 vs. Norfolk State (37-47) 11/18/08

**Most Free-Throw Attempts:** 51 at Lafayette (35-51), 12/28/06

**Best Perfect Game (FT):** 12-12 vs. University of the Sciences in Philadelphia, 12/22/01

**Most Rebounds:** 71 vs. John Jay, 12/7/96

**Most Assists:** 29 vs. NYIT, 1/22/00

**Most Steals:** 37 vs. Bard, 2/18/96

**Most Blocked Shots:** 14 vs. Baruch, 2/12/96

**Most Turnovers:** 40 at Texas-Pan American, 1/13/07

**Most Turnovers Forced:** 48 vs. Bard, 2/19/96

**Most Fouls:** 31 at Nyack, 11/25/03





## DIVISION I CAREER RECORDS

(Competition began in 2006-07)

### Points

<b>1132 Jessica Gerald</b>	<b>2007-pres.</b>
865 Taiwo Oyelola	2006-10
745 Kehinde Oyelola	2006-10
712 Jill Dickinson	2006-09
561 Katie Piekieski	2006-10

### Scoring Average (min. 30 games)

<b>14.7 Jessica Gerald (1132/77)</b>	<b>2007-pres.</b>
8.3 Jill Dickinson (712/86)	2006-09
7.8 Taiwo Oyelola (865/111)	2006-10
6.7 Kehinde Oyelola (745/110)	2006-10
5.2 Katie Piekieski (561/107)	2006-10

### Rebounds

582 Taiwo Oyelola	2006-10
489 Kehinde Oyelola	2006-10
<b>379 Ivana Seric</b>	<b>2007-pres.</b>
297 Katie Piekieski	2006-10
222 Jessica Gerald	2007-pres.

### Rebound Average (min. of 30 games)

<b>5.2 Ivana Seric (379/73)</b>	<b>2007-pres.</b>
Taiwo Oyelola (582/111)	2006-10
4.4 Kehinde Oyelola (489/110)	2006-10
3.6 Jill Dickinson (307/86)	2006-09
2.7 Katie Piekieski (297/107)	2006-pres.

### Assists

<b>185 Ivana Seric</b>	<b>2007-pres.</b>
140 Jackie McCaffrey	2007-09
114 Katie Piekieski	2006-10
109 Jill Dickinson	2006-09
92 Taiwo Oyelola	2006-10

### Blocks

<b>42 Ivana Seric</b>	<b>2007-pres.</b>
36 Taiwo Oyelola	2006-10
33 Katie Piekieski	2006-10
29 Kehinde Oyelola	2006-10
25 Maya Al-Shingieti	2007-09

### Steals

131 Taiwo Oyelola	2006-10
114 Jill Dickinson	2006-09
109 Kehinde Oyelola	2006-10
<b>85 Jessica Gerald</b>	<b>2007-pres.</b>
<b>79 Ivana Seric</b>	<b>2007-pres.</b>

### Games

111 Taiwo Oyelola	2006-10
110 Kehinde Oyelola	2006-10
107 Katie Piekieski	2006-10
86 Jill Dickinson	2006-09
<b>77 Jessica Gerald</b>	<b>2007-pres.</b>

### Field Goals

<b>326 Jessica Gerald</b>	<b>2007-pres.</b>
282 Taiwo Oyelola	2006-10
249 Kehinde Oyelola	2006-10
236 Jill Dickinson	2006-09
<b>196 Ivana Seric</b>	<b>2007-pres.</b>

### Field-Goal Attempts

<b>980 Jessica Gerald</b>	<b>2007-pres.</b>
780 Taiwo Oyelola	2006-10
677 Kehinde Oyelola	2006-10
664 Jill Dickinson	2006-09
599 Katie Piekieski	2006-10

### Field-Goal Percentage (min. 3 made per game)

.447 Erika Velez (72-161)	2007-08
.425 Aine O'Dwyer (68-160)	2006-07
<b>.401 Ivana Seric (196/489)</b>	<b>2007-pres.</b>

### Three-Point Field Goals

135 Jill Dickinson	2006-09
<b>130 Jessica Gerald</b>	<b>2007-pres.</b>
83 Kehinde Oyelola	2006-10
57 Taiwo Oyelola	2006-10
35 Katie Piekieski	2006-10

### Three-Point Attempts

631 Jill Dickinson	2006-09
<b>457 Jessica Gerald</b>	<b>2007-pres.</b>
247 Kehinde Oyelola	2006-10
231 Taiwo Oyelola	2006-10
181 Katie Piekieski	2006-10

### Three-Point Percentage (min. 20 made)

.336 Kehinde Oyelola (83/247)	2006-10
.333 Colleen Vogel (30/90)	2006-08
<b>.284 Jessica Gerald (130/457)</b>	<b>2007-pres.</b>
.247 Taiwo Oyelola (57/231)	2006-10

### Free-Throws Made

<b>350 Jessica Gerald</b>	<b>2007-pres.</b>
244 Taiwo Oyelola	2006-10
164 Kehinde Oyelola	2006-10
140 Katie Piekieski	2006-10
105 Jill Dickinson	2006-09
Jackie McCaffrey	2007-09

### Free-Throw Attempts

<b>476 Jessica Gerald</b>	<b>2007-pres.</b>
322 Taiwo Oyelola	2006-10
238 Kehinde Oyelola	2006-10
194 Katie Piekieski	2006-10

### Free-Throw Percentage (min. 35 made)

.758 Taiwo Oyelola (244/322)	2006-10
<b>.743 Jessica Gerald (350/471)</b>	<b>2007-pres.</b>
.742 Jackie McCaffrey (98/132)	2007-09
.689 Kehinde Oyelola (164/238)	2006-10

## DIVISION I FIRSTS

(11/13/06 vs. Morgan State)

**First basket** — Aine O'Dwyer, layup (19:11)

**First rebound** — Ali Baumlin (17:25 first half, defensive)

**First assist** — Ali Baumlin (16:18 first half, assisted Kelly Crowe)

**First steal** — Kelly Crowe (19:40 first half)

**First blocked shot** — Lesley Hendricks (2:42 first half, blocked Dominisha Britton)

**First three-point basket** — Katie Piekieski (14:47 second half)

**First lead** — 2-1 (on O'Dwyer's layup 1:07 into the game)

**First player to reach double-figure scoring** — Katie Piekieski (jumper with 15:31 remaining)

**First player to reach double-figure rebounding** — Ali Baumlin (1:04 remaining)



## DIVISION I SEASON RECORDS

*Division I competition began 2006-07 season)*

### Points

446	Jessica Gerald	2009-10
368	Jessica Gerald	2007-08
318	Jessica Gerald	2008-09
285	Kehinde Oyelola	2008-09
279	Taiwo Oyelola	2009-10

### Scoring Average (min. 20 games)

15.4	Jessica Gerald (29 G/446 pts)	2009-10
12.7	Jessica Gerald (29 G/368 pts)	2007-08
9.8	Kehinde Oyelola (29 G/285 pts)	2008-09
9.6	Taiwo Oyelola (29 G/279 pts)	2009-10

*Note: Jessica Gerald averaged 16.7 ppg in 19 games in 2008-09 before being injured*

### Rebounds

182	Taiwo Oyelola	2009-10
169	Ivana Seric	2009-10
164	Taiwo Oyelola	2008-09
162	Kehinde Oyelola	2008-09
158	Taiwo Oyelola	2007-08

### Rebound Average (min. 20 games)

6.3	Taiwo Oyelola (29 G/182 rebs)	2009-10
5.8	Ivana Seric (29 G/169 rebs)	2009-10
5.7	Taiwo Oyelola (29 G/165 rebs)	2008-09
5.6	Kehinde Oyelola (29 G/162 rebs)	2008-09
5.6	Taiwo Oyelola (28 G/158 rebs)	2007-08

### Assists

90	Ivana Seric	2009-10
76	Jackie McCaffrey	2007-08
75	Melanie Griffin	2009-10
71	Aine O'Dwyer	2006-07
70	Ivana Seric	2008-09

### Blocks

19	Ivana Seric	2009-10
18	Maya Al-Shingieti	2007-08
13	Katie Piekieski	2006-07

### Steals

61	Erika Velez	2007-08
52	Taiwo Oyelola	2009-10
50	Jackie McCaffrey	2008-09
49	Melanie Griffin	2009-10
48	Kelly Crowe	2006-07

### Three-Point Field Goals

64	Jill Dickinson (64-169)	2008-09
58	Jessica Gerald (58-197)	2009-10
45	Jill Dickinson (45-154)	2007-08
40	Kehinde Oyelola (40-112)	2008-09
38	Jessica Gerald (38-144)	2007-08

### Games Played

29	done 16 times, twice each by:
	Jill Dickinson (07-08; 08-09)
	Jackie McCaffrey (07-08; 08-09)

### Field Goals

122	Jessica Gerald	2009-10
112	Jessica Gerald	2007-08
99	Kehinde Oyelola	2008-09
95	Taiwo Oyelola	2009-10
92	Jessica Gerald	2008-09

### Field-Goal Attempts

376	Jessica Gerald	2009-10
330	Jessica Gerald	2007-08
274	Jessica Gerald	2008-09
	Kelly Crowe	2006-07
259	Kehinde Oyelola	2008-09

### Field-Goal Percentage (min. 3 made per game)

.455	Ivana Seric (45-99)	2007-08
.447	Erika Velez (72-161)	2007-08
.425	Aine O'Dwyer (68-160)	2006-07
.420	Jackie McCaffrey (66-157)	2008-09
.419	Ivana Seric (78-186)	2008-09

### Three-Point Attempts

169	Jill Dickinson	2008-09
154	Jill Dickinson	2007-08
144	Jessica Gerald	2007-08
116	Jessica Gerald	2008-09
112	Kehinde Oyelola	2008-09

### Three-Point Percentage (min. 25 made and .300)

.425	Jackie McCaffrey (34-80)	2008-09
.379	Jill Dickinson (64-169)	2008-09
.357	Kehinde Oyelola (40-112)	2008-09
.329	Colleen Vogel (27-82)	2006-07



### Free-Throws Made (min. 75)

144	Jessica Gerald (144-198)	2009-10
106	Jessica Gerald (106-140)	2007-08
100	Jessica Gerald (100-133)	2008-09
78	Taiwo Oyelola (78-102)	2007-08
78	Kelly Crowe	2006-07

### Free-Throw Attempts (min. 100 attempts)

140	Jessica Gerald (106-140)	2007-08
133	Jessica Gerald (100-133)	2008-09
107	Kelly Crowe (78-107)	2006-07
102	Taiwo Oyelola (78-102)	2008-09

### Free-Throw Percentage (min. 50 made)

.794	Jackie McCaffrey (50-63)	2007-08
.765	Taiwo Oyelola (78-102)	2008-09
.757	Jessica Gerald (106-140)	2007-08
.754	Taiwo Oyelola (52-69)	2007-08
.744	Jill Dickinson (64-86)	2006-07





## DIVISION I SUPERLATIVES


NJIT	TEAM	OPPONENTS
91 vs. Norfolk State (11/18/06)	<b>POINTS</b>	96, South Dakota State (2/8/07)
32 at Utah Valley (2/28/09)	<b>FIELD GOALS MADE</b>	38, Utah Valley (2/28/09)
73 vs. Utah Valley (3/8/08)	<b>FIELD GOAL ATTEMPTS</b>	74, Norfolk State (11/18/06)
.569 (29-51) vs. Utah Valley (1/30/10)	<b>FIELD GOAL PERCENTAGE</b>	.633 (38-60), Utah Valley (2/28/09)
14 vs. Longwood (2/14/09)	<b>3 PT. FG MADE</b>	13, West Virginia (11/28/09)
33 at Utah Valley (3/5/09)	<b>3 PT. FG ATTEMPTS</b>	29, Lehigh (12/9/06)
		29, Chicago State (1/26/08)
.800 (4-5) vs. Long Island (12/12/07)	<b>3 PT. FG PERCENTAGE</b>	.667 (6-9), Lafayette (12/5/08)
37 vs. Norfolk State (11/18/06)	<b>FREE THROWS MADE</b>	35, Chicago State (2/8/08)
51 vs. Lafayette (12/28/06)	<b>FREE THROW ATTEMPTS</b>	41, Chicago State (2/8/08)
1.000 (10-10) at Lehigh (12/8/07)	<b>FREE THROW PERCENTAGE</b>	.941 (16-17), FDU (1/15/09)
1.000 (8-8) at American (11/24/09)		
52 at Texas-Pan American (1/14/10)	<b>REBOUNDS</b>	56, South Dakota State (2/8/07)
26 vs. Longwood (2/14/09)	<b>ASSISTS</b>	31, Utah Valley (2/28/09)
18, three different times	<b>STEALS</b>	21, Texas-Pan American (1/13/07)
		21, Fairleigh Dickinson (12/12/06)
9 vs. Savannah State (2/16/08)	<b>BLOCKED SHOTS</b>	11, Texas-Pan American (2/3/07)
		11, Hofstra (12/29/08)

NJIT	INDIVIDUAL	OPPONENTS
37, Jessica Gerald vs. Cal State-Bakersfield (1/11/08)	<b>POINTS</b>	41, Robyn Fairbanks, Utah Valley (2/28/09)
13, Jessica Gerald vs. Cal State-Bakersfield (1/11/08)	<b>FIELD GOALS MADE</b>	18, Robyn Fairbanks, Utah Valley (2/28/09)
27, Jessica Gerald at Chicago State (1/17/09)	<b>FIELD GOAL ATTEMPTS</b>	25, Robyn Fairbanks, Utah Valley (2/28/09)
.889 (8-9) Jessica Gerald at Houston Baptist (1/16/10)	<b>FIELD GOAL PERCENTAGE</b>	1.000 -- five different players
7, Kehinde Oyelola at Utah Valley (2/28/09)	<b>3 PT. FG MADE</b>	8, Takisha Cranberry, West Virginia (11/28/08)
15, Jill Dickinson at Monmouth (1/24/08)	<b>3 PT. FG ATTEMPTS</b>	14, Courtney Waldon, Chicago State (1/26/08)
		14, Courtney Waldon, Chicago State (2/7/09)
1.000 (4-4), Kelly Crowe vs. IPFW (1/27/07)	<b>3 PT. FG PERCENTAGE</b>	1.000, four different players
1.000 (4-4), Jackie McCaffrey vs. Longwood (2/14/09)		
14, Jessica Gerald at Maine (11/29/08)	<b>FREE THROWS MADE</b>	17, Becky Fernandes, Longwood (1/4/09)
16, Jessica Gerald at Maine (11/29/08)	<b>FREE THROW ATTEMPTS</b>	22, Becky Fernandes, Longwood (1/4/09)
1.000 (10-10), Jessica Gerald vs. Savannah State (2/16/08)	<b>FREE THROW PERCENTAGE</b>	1.000 (10-10), Jasmin Dixon, Chicago State (2/8/08)
14, Taiwo Oyelola at North Dakota (2/23/10)	<b>REBOUNDS</b>	17, Robyn Fairbanks, Utah Valley (2/21/08)
9, Ivana Seric vs. Texas-Pan American (2/20/10)	<b>ASSISTS</b>	13, Johnell Burts, Saint Peter's (11/14/07)
7, Kelly Crowe vs. Monmouth (1/23/07)	<b>STEALS</b>	8, MaHogany Daniel, Texas-Pan American (2/3/07)
7, Taiwo Oyelola vs. Houston Baptist (2/18/10)		8, Ivy Smith, Savannah State (2/25/08)
4, Maya Al-Shingieti at Saint Francis (NY) (11/11/07)	<b>BLOCKED SHOTS</b>	10, Ali Ridge, Wagner (1/18/07)
4, Ivana Seric vs. Savannah State (2/16/08)		

## NJIT ALL-TIME COACHING RECORDS

(Listed chronologically)

Name	WIN	LOST	PCT	SEASONS
<i>(NCAA Division III era (10 seasons; 1986-87 to 1987-88; 1989-90 to 1996-97)</i>				
John Speiss	0	15	.000	1 (1986-87)
Dave DeNure	2	11	.154	1 (1987-88)
Bill Avant	0	12	.000	1 (1989-90)
Brenda Zabriskie-DeNure	44	64	.407	5 (1990-95)
Maureen O'Neil	16	5	.762	1 (1995-96)
Bill McColl	7	15	.318	1 (1996-97)
<i>NCAA Division II era (9 seasons; 1997-98 to 2005-06)</i>				
Kim Barnes Arico	16	37	.302	2 (1997-99)
Sharon Manning Beverly	30	51	.370	3 (1999-02)
Kim Bowen Lusk	63	50	.558	4 (2002-06)
<i>NCAA Division I era begins in 2006-07</i>				
Kim Bowen Lusk	4	24	.138	1 (2006-07)
Bowen Lusk total	67	74	.472	5 (2002-07)
Margaret McKeon	29	58	.333	3 (2007-pres.)
<b>All-Time Total</b>	<b>211</b>	<b>342</b>	<b>.382</b>	<b>24 (1986-present)</b>



## ALL-TIME RECORDS VS. DIVISION I OPPONENTS

Albany . . . . . 1-1	Howard . . . . . <b>0-0</b>	Rhode Island . . . . . <b>0-1</b>
American . . . . . 0-2	IPFW . . . . . 0-2	Savannah State . . . . . <b>3-3</b>
Boston College . . . . . 0-1	Lafayette . . . . . 1-2	St. Francis (NY) . . . . . 0-2
<b>Brown</b> . . . . . <b>0-0</b>	<b>Lehigh</b> . . . . . <b>0-4</b>	Saint Joseph's . . . . . 0-1
Bryant . . . . . 0-2	Long Island . . . . . 0-2	Saint Peter's . . . . . 0-2
Cal State-Bakersfield . . . . . 1-0	Longwood . . . . . 2-3	<b>South Dakota</b> . . . . . <b>1-2</b>
Central Connecticut State . . . . . 1-0	Maine . . . . . 2-0	South Dakota State . . . . . 0-2
<b>Chicago State</b> . . . . . <b>2-4</b>	<b>Manhattan</b> . . . . . <b>0-0</b>	<b>Texas-Pan American</b> . . . . . <b>6-4</b>
<b>Colgate</b> . . . . . <b>1-0</b>	Marquette . . . . . 0-1	UMass . . . . . 0-2
Columbia . . . . . 0-1	<b>Missouri</b> . . . . . <b>0-0</b>	UMBC . . . . . 1-1
Cornell . . . . . 0-2	Monmouth . . . . . 0-2	<b>Utah Valley</b> . . . . . <b>3-7</b>
Davidson . . . . . 0-1	Morgan State . . . . . 0-2	Virginia Tech . . . . . 0-1
<b>Delaware State</b> . . . . . <b>0-0</b>	<b>Navy</b> . . . . . <b>0-0</b>	<b>Wagner</b> . . . . . <b>2-2</b>
<b>DePaul</b> . . . . . <b>0-0</b>	Norfolk State . . . . . 1-0	West Virginia . . . . . 0-1
<b>FDU-Teaneck</b> . . . . . <b>2-2</b>	<b>North Dakota</b> . . . . . <b>0-2</b>	William & Mary . . . . . 0-1
Florida Golf Coast . . . . . 0-1	North Dakota State . . . . . 0-2	Winston-Salem State . . . . . 0-1
Fordham . . . . . 0-1	North Florida . . . . . 0-1	Yale . . . . . 0-2
<b>Harvard</b> . . . . . <b>0-1</b>	<b>Penn</b> . . . . . <b>0-0</b>	
Hofstra . . . . . 0-1	Penn State . . . . . 0-1	
Houston Baptist . . . . . 2-0	Princeton . . . . . 0-2	

**2010-11 opponents in bold**  
Total Division I (since 2006-07) – 32-81

## ALL-TIME RECORDS VS. OPPONENTS

Adelphi . . . . . 0-6	<b>Harvard</b> . . . . . <b>0-1</b>	North Dakota State . . . . . 0-2	Vassar . . . . . 1-1
Albany . . . . . 1-1	Holy Family . . . . . 0-13	North Florida . . . . . 1-0	Virginia Tech . . . . . 0-1
American International . . . . . 0-2	Hofstra . . . . . 0-1	Notre Dame (RI) . . . . . 0-1	Virginia-Wise . . . . . 1-0
American . . . . . 0-2	Houghton . . . . . 0-1	Nyack . . . . . 10-2	<b>Wagner</b> . . . . . <b>2-2</b>
Assumption . . . . . 0-2	<b>Houston Baptist</b> . . . . . <b>2-0</b>	Old Westbury . . . . . 1-4	Warner Southern . . . . . 0-1
Bard . . . . . 2-0	<b>Howard</b> . . . . . <b>0-0</b>	<b>Penn</b> . . . . . <b>0-0</b>	West Virginia . . . . . 0-1
Baruch . . . . . 4-0	Hunter . . . . . 1-2	Penn State . . . . . 0-1	William Paterson . . . . . 0-1
Bethel . . . . . 0-1	John Jay . . . . . 1-0	Philadelphia . . . . . 1-9	William & Mary . . . . . 0-1
Bloomfield . . . . . 4-5-1	Johns Hopkins . . . . . 0-1	Post (CT) . . . . . 9-3	Wilmington (DE) . . . . . 10-3
Boston College . . . . . 0-1	IPFW . . . . . 0-2	Princeton . . . . . 0-2	Winston-Salem State . . . . . 0-1
Bridgeport . . . . . 0-1	Kutztown . . . . . 2-4	Queens (NY) . . . . . 6-1	Yale . . . . . 0-2
<b>Brown</b> . . . . . <b>0-0</b>	Lafayette . . . . . 1-2	<b>Rhode Island</b> . . . . . <b>0-1</b>	Yeshiva . . . . . 7-0
Bryant (Division II) . . . . . 0-1	La Roche . . . . . 1-0	Richard Stockton . . . . . 0-3	York (NY) . . . . . 5-2
Bryant (Division I) . . . . . 0-2	<b>Lehigh</b> . . . . . <b>0-4</b>	Rutgers-Newark . . . . . 0-2	
Cal State-Bakersfield . . . . . 1-0	Lehman . . . . . 2-0	Saint Peter's . . . . . 0-1	
Centenary (NJ) . . . . . 6-8	Lynn . . . . . 0-1	Saint Leo . . . . . 0-2	
Central Connecticut State . . . . . 1-0	Long Island . . . . . 0-2	Saint Rose . . . . . 0-6	
CCNY . . . . . 4-0	Longwood . . . . . 2-3	<b>Savannah State</b> . . . . . <b>3-3</b>	
<b>Chicago State</b> . . . . . <b>2-4</b>	Maine . . . . . 2-0	St. Augustine . . . . . 0-2	
<b>Colgate</b> . . . . . <b>1-0</b>	<b>Manhattan</b> . . . . . <b>0-0</b>	St. Elizabeth . . . . . 4-15	
Columbia . . . . . 0-1	Manhattanville . . . . . 1-3	St. Francis (NY) . . . . . 0-2	
Concordia (NY) . . . . . 4-2	Marquette . . . . . 0-1	St. Joseph's (Brooklyn) . . . . . 1-0	
Cornell . . . . . 0-2	Medgar Evers . . . . . 3-1	St. Joseph's (LI) . . . . . 0-1	
CW Post . . . . . 2-4	Mercy . . . . . 3-4	Saint Joseph's (PA) . . . . . 0-1	
Davidson . . . . . 0-1	<b>Missouri</b> . . . . . <b>0-0</b>	St. Paul's . . . . . 0-1	
<b>Delaware State</b> . . . . . <b>0-0</b>	Molloy . . . . . 3-4	Saint Peter's . . . . . .02	
<b>DePaul</b> . . . . . <b>0-0</b>	Monmouth . . . . . 0-2	St. Thomas Aquinas . . . . . 0-1	
District of Columbia . . . . . 1-3	Montclair State . . . . . 0-1	Southampton . . . . . 0-9	
Dominican (NY) . . . . . 7-7	Morgan State . . . . . 0-2	<b>South Dakota</b> . . . . . <b>1-2</b>	
Dowling . . . . . 3-3	Mount Saint Mary (NY) . . . . . 0-12	South Dakota State . . . . . 0-2	
Drew . . . . . 2-7	Mount Saint Vincent . . . . . 8-7	Southern Connecticut . . . . . 0-1	
East Stroudsburg . . . . . 1-0	<b>Navy</b> . . . . . <b>0-0</b>	Staten Island . . . . . 2-2	
Eckerd . . . . . 0-2	Nazareth . . . . . 0-1	Stevens . . . . . 2-0	
Elizabeth City . . . . . 0-1	Nebraska-Kearney . . . . . 0-1	Stonehill . . . . . 0-2	
<b>FDU-Teaneck</b> . . . . . <b>2-2</b>	New Haven . . . . . 0-2	<b>Texas-Pan American</b> . . . . . <b>6-4</b>	
Felician . . . . . 8-4	New Jersey, College of . . . . . 0-1	Texas A&M Kingsville . . . . . 0-1	
Florida Golf Coast . . . . . 0-1	New Rochelle . . . . . 2-0	UMass . . . . . 0-2	
Fordham . . . . . 0-1	New York Maritime . . . . . 8-1	UMBC . . . . . 1-0	
Georgian Court . . . . . 8-6	NYIT . . . . . 4-0	Upsala . . . . . 0-11	
Goldkey-Beacom . . . . . 12-0	Norfolk State . . . . . 1-0	<b>Utah Valley</b> . . . . . <b>3-7</b>	
Greensboro . . . . . 0-1	<b>North Dakota</b> . . . . . <b>0-2</b>	USP . . . . . 3-10	

### 2010-11 opponents in bold

Total Division I era (includes 2 games vs. DII opponents, 1-1) – 33-82 --.287  
Total Division II era – 109-138 --.441  
Total Division III era – 69-122 --.361  
Total All-Time – 211-342 --.382



## ALL - TIME ROSTER

### —A—

AL-SHINGIETI, Maya 08 09  
ALVAREZ, Jady 04  
ALVAREZ, Liliana 91,92,93,94  
AUGUSTINE, Joann 95

### —B—

BALDWIN, Ayisha 97  
BALLOU, Nicole 00,01,02,03  
BATTISTA, Laura 94,95  
BAUMLIN, Ali 06, 07  
BEGASSE, Eileen 87  
BELBO, Nancy 94  
BERNARDO, Carolena 87  
BROWN, Jessica 88  
BURNEY, Teresa 93,94

### —C—

CALWER, Heike 91  
CORSARO, Denise 87  
COURTNEY, Schevilla 96  
CROWE, Kelly 04, 05, 06, 07  
CRUZ, Iris 88,90,92

### —D—

DALEY, Lauren 99,00  
DASH, Sharon 90  
DAUMER, Kate 05, 06  
DAVILA, Naida 97  
DAWSON, Marilyn 87  
DICKINSON, Jill 06, 07, 08 09  
DIXON, Shonte 03  
DOMONKOS, Eileen 92,93  
DUNCAN, Kate 01,02,03, 04  
**DWECK, Kimberly 10**  
DYER, Quinda 94

### —E—

EBEWO, Eti 04, 05, 06  
ENGLAND, Button 02

### —F—

FELIZ, Tania 97,98  
FOGG, Tamika 96,97  
FORTIER, Linda 88  
FOSTER, Takiya 02  
FUKAZAWA, Ursula 91  
FUSCO, Elisa 88

### —G—

GARNER, Tywana 90  
GAVIN, Kerri Ann 99  
**GERALD, Jessica 08 09 10**  
GOLDRICK, Liz 87,90  
GRANT, Natasha 91,93  
GRAY, Winsome 90  
**GRIFFIN, Melanie 09 10**  
GRUENEWALD, Wendy  
93,94,95,96  
GUARDADO, Luisa 96,97,99  
GUY, Laquana 01  
GYURICZA, Emese 05, 06

### —H—

HEMINGWAY, Denaya 04, 05, 06  
HENDRICKS, Lesley 07  
HICKMAN, Jamie 92  
HOBSON, Renee 88,90,92  
HRNCIAR, Kim 92  
HUFNAGEL, Elaine 91

### —J—

JENERSON, Elizabeth 02  
**JOHNSON, Rayven 10**  
JOHNSON, Adriana 08 09  
JOHNSON, Hanifa 95,96  
JORDAN, Tennille 99,00,01,02  
JOSEPH, Jennifer 91,94

### —K—

KERSHAW, Selena 02,03, 04, 05  
KUBIAK, Gretchen 99  
KUKAL, Sharon 98,99

### —L—

LUPO, Jackie 03, 04, 05

### —M—

MACK, Alexis 93,95  
MACK, Demesha 90  
MALINOWSKI, Tracey 87  
MALLORY, Colette 94  
MALOON, Merna 98  
MASSEY, SchrKya 02,03  
McCAFFREY, Jackie 05, 06, 08 09  
McMILLIAN, Dion 87,88

McNAIR, Tamara 96,97,98  
MILLER, Alison 07, 08  
MITROVIC, Sandy 93  
MOSLEY, Kyrra 96  
MULLEN, Veronica 99,00

### —O—

OCHS, Gina 91  
O'CONNOR, Jackie 98,99,00,01  
O'DWYER, Aine 04, 05, 06, 07  
OYELOLA, Kehinde 07, 08 09 10  
OYELOLA, Taiwo 07, 08 09 10

### —P—

PANTANO, Lisa 95  
PATRIKIOS, Stephanie 01,02  
PIEKIELSKI, Katie 07, 08 09 10  
POLIMEDA, Joie 98  
PRESENDIEU, Aulina 99,00,01  
PYRON, Odelia 98,99,00,01

### —R—

RAFF, Michele 94  
REGGO, Lindsey 01,02,03,04  
RICHARDSON, Tiffany 95  
ROBERTS, Deborah 92,93,94  
ROBINSON, Erica 90  
ROBINSON, Sharae 03  
RODRIGUEZ, Brenda 95  
RODRIGUEZ, Natalie 96,97,98  
ROESSNER, Chrissa 98

### —S—

SAMMS, Chevanese 01,02,03  
**SANCHEZ, Maria 10**  
**SCHARTNER, Emily 10**  
SCHMIDT, Diane 95  
**SERIC, Ivana 08 09 10**  
SIMPSON, Kristie 95,96  
SMITH, Ashley 09  
SMITH, Darnella 88  
SNEED, Brandy 02

### —T—

THIBEAUD, Lucie 91,92,93,94  
THOMSON, Deanra 92  
TRUKOWSKI, Tracy 94  
TRYMAN, Naima 99

TUDOR, Lauren 00  
TURNBULL, Breanna 03, 04, 05, 06

### —U—

ULLOA, Alba 97

### —V—

VAN WRIGHT, Nevea  
92,93,94,96  
VELEZ, Erika 04, 05, 06, 08  
VOGEL, Colleen 07, 08  
VOGEL, Jessica 03, 04, 05, 06

### —W—

WASHINGTON, Keri 08  
WASHINGTON, Lisa 87  
WEBER, Cynthia 95  
WIGHTON, Kathryn 07, 08 09 10  
WINCHESTER, Melsha  
98,99,00,01  
WOMACK, Racquel 93  
WORLEY, Sandy 88,90

### —Z—

ZAMBRANO, Claudia 97,98  
ZIEMBA, Melissa 96

*Only second year of playing season listed; i.e. 95 = 1994-95 season.*

**Current players bold**

*Corrections welcome – please contact Stephanie Pillari at [pillari@njit.edu](mailto:pillari@njit.edu)*



## YEAR-BY-YEAR SCORES

(NOTE: the NCAA recognizes only games against 4-year varsity teams as official contests; games against JV teams and club teams are listed for the historical record, but are not included in official won-lost records)

### 1986-87 (0-15)

11/22	at Drew	L 32-65
11/23	vs. Johns Hopkins	L 37-80
12/2	ST. ELIZABETH	L 40-73
12/4	at Upsala	L 47-57
12/10	at FDU-Madison	L 21-86
12/12	at St. Thomas Aquinas	L 24-76
12/13	vs. Old Westbury	L 36-71
12/18	OLD WESTBURY	L 51-64
1/7	at William Paterson	L 24-73
1/30	at Bloomfield	L 48-66
1/27	at Old Westbury	L 23-75
	at Georgian Court	L 18-81
2/3	RUTGERS-NEWARK	L 36-103
2/9	DOMINICAN (NY)	L 47-76
2/11	at St. Elizabeth	L 45-71

WIAC (0-3)

Coach: John Speiss

### 1987-88 (2-11)

	Greensboro	L 33-62
	St. Elizabeth	L 32-53
	Bloomfield	L 29-85
	FDU-Madison	L 31-70
	Vassar	L 52-54
	Upsala	L 56-79
	Nazareth	L 43-103
	Notre Dame College	L 36-52
1/30	at Caldwell	L 70-81
	Drew	L 34-53
2/10	NY MARITIME	W 47-31
	Bloomfield	L 37-85
	VASSAR	W 62-59

Coach: Dave DeNure

### 1988-89

No Team

### 1989-90 (0-12)

1/8	at FDU-Madison	
1/13	FDU-MADISON	
1/20	at Mt. St. Vincent	
1/23	at MT. ST. MARY (NY)	
1/27	ST. ELIZABETH	
1/29	at Bloomfield	
2/5	at Caldwell	
2/7	at Drew	
2/8	BLOOMFIELD	
2/16	at Mt. St. Mary (NY)	
2/17	at Upsala	
2/20	at St. Elizabeth	

Coach: Bill Avant

### 1990-91 (3-17)

Yeshiva	W 40-23
Mt. St. Vincent	L 24-68
St. Elizabeth	L 25-68
Drew	L 17-55
Caldwell	L 20-77
Centenary (NJ)	L 33-66
FDU-Madison	L 30-64



Mt. St. Mary (NY)	L 22-65
Upsala	L 24-70
Hunter	L 27-77
Caldwell	L 21-74
NY Maritime	W 39-24
St. Elizabeth	L 20-67
Mt. St. Mary (NY)	L 28-76
NY Maritime	L 61-69
FDU-Madison	L 38-71
Upsala	L 43-90
Yeshiva	W 54-32
Centenary	L 40-60

Coach: Brenda Zabriskie

### 1991-92 (8-14)

11/22	vs. Medgar Evers	W 39-37
11/23	vs. Mt. St. Vincent	L 39-64
11/26	MT. ST. VINCENT	L 27-38
12/5	ST. ELIZABETH*	L 52-86
12/9	at FDU-Madison*	L 35-83
12/11	YESHIVA	W 63-24
12/12	HUNTER	L 53-76
1/13	MT. ST. MARY (NY)*	L 54-79
1/22	N.Y. MARITIME	W 80-18
1/24	at St. Elizabeth*	L 59-71
1/30	NEW ROCHELLE	W 71-40
1/31	YORK (NY)	W 62-51
2/3	UPSALA*	L 62-95
2/4	FDU-MADISON*	L 38-72
2/10	at York (NY)	W 67-58
2/13	at Upsala*	L 54-84
2/15	CENTENARY	L 64-66
2/17	at Yeshiva	W 69-35
2/19	Centenary (NJ) *	L 55-81
2/22	at Drew	L 50-66
	at NY Maritime	W 53-25
2/26	at Mt. St. Mary (NY) *	L 35-64

\* WIAC (0-8)

Coach: Brenda Zabriskie

### 1992-93 (8-14)

11/21	YORK (NY)	W 52-50
11/24	at Upsala*	L 49-81
11/30	OLD WESTBURY	L 56-65
12/3	ST. ELIZABETH*	L 43-53
12/5	DREW	L 59-67
12/7	FDU-MADISON*	L 46-71
12/8	at New Rochelle	W 79-37
1/11	CCNY	W 62-43
1/13	at York (NY)	L 37-39
1/16	MT. ST. VINCENT**	W 71-45
1/18	at Centenary (NJ) *	L 52-74
1/22	at St. Elizabeth*	L ot 57-64
1/23	at Mt. St. Mary (NY)*	L 41-67
1/26	at Stevens Tech**	W 57-28
1/30	at NY Maritime**	W 64-16
2/1	UPSALA*	L 57-62
2/2	at FDU-Madison*	L 45-77
2/9	STEVENS TECH**	W 71-25
2/6	at Mt. St. Vincent**	L 37-39
2/15	at Yeshiva**	W 62-17
2/17	CENTENARY*	L 38-65
2/23	MT. ST. MARY (NY) *	L 47-63

\* WIAC (0-10)

\*\* IAC (5-1)

Coach: Brenda Zabriskie

### 1993-94 (13-8)

11/23	UPSALA*	L 51-93
11/29	DREW	W 63-62
12/1	at St. Elizabeth*	L 53-59
12/4	at Mt. St. Mary (NY)*	L 58-76
12/6	at FDU-Madison*	L 48-60
12/10	vs. Medgar Evers	W 68-48
12/11	vs. Baruch	W 62-54
1/10	at CCNY	W 53-52
1/15	MT. ST. VINCENT	W 58-56
1/22	at Staten Island	W 67-55
1/25	BARUCH	W 57-53
1/27	FDU-MADISON*	L 57-68
1/29	ST. ELIZABETH*	W 65-56
2/7	CENTENARY (NJ)*	W 84-59
2/14	at Upsala*	L 53-71
2/16	at Medgar Evers	L 73-86
2/19	NY MARITIME	W 40-12
2/22	at Manhattanville	L 45-48
2/25	NY MARITIME+	W 67-12
2/26	MT. ST. VINCENT+	W 60-49
2/28	at Centenary (NJ)*	W 61-36

\* WIAC (3-6)

+ IAC Tournament

Coach: Brenda Zabriskie-DeNure

### 1994-95 (12-11)

11/22	at Drew	W 59-58
11/30	ST. ELIZABETH*	L 48-53
12/7	STATEN ISLAND	L 68-72
1/5	at Warner Southern	L 48-65
1/6	vs. Bethel	L 55-77
1/7	vs. Houten	L 39-58
1/9	CCNY	W 68-66
1/11	at York (NY)	L 33-34
1/14	at Mt. St. Vincent*	L 52-53
1/16	at Centenary (NJ) *	W 69-57
1/18	at St. Elizabeth*	L ot 69-73
1/21	BARUCH	W 54-45
1/24	ST. JOSEPH'S (NY)	W 74-29
1/26	FDU-MADISON*	L 40-69



# YEAR-BY-YEAR SCORES

1/28	OLD WESTBURY	W 68-37
2/2	at Richard Stockton	L 46-65
2/6	CENTENARY (NJ) *	W 62-59
2/8	MT. ST. MARY (NY) *	L 57-75
2/10	at Lehman	W 89-42
2/15	MEDGAR EVERS	W 76-63
2/20	MANHATTANVILLE	W 70-50
2/23	vs. Yeshiva +	W 77-26
2/26	vs. Mt. St. Vincent+	W 53-46

\* WIAC (2-5)

+ IAC Tournament

Coach: Brenda Zabriskie-DeNure

## 1995-96 (16-5)

11/21	DREW	L 62-71
11/29	at St. Elizabeth	W 63-36
12/2	vs CCNY	W 57-55
12/3	at Manhattanville	L 55-61
12/5	MT. ST. VINCENT	W 82-48
12/7	at Staten Island	W 52-45
1/6	STOCKTON	L 50-57
1/10	at York (NY)	W 80-37
1/13	at Mt. St. Vincent	W 70-52
1/15	at Centenary (NJ)	W 73-66
1/25	at FDU-Madison	L 43-49
1/30	ST. ELIZABETH	W 59-42
2/5	CENTENARY (NJ)	W 76-72
2/7	at. Mt. St. Mary (NY)	L 41-59
2/9	HUNTER	W 62-42
2/12	at Baruch	W 91-37
2/14	NY MARITIME	W 88-15
2/18	at Bard	W 74-35
2/19	ST. JOSEPH'S (NY)	W 73-24
2/24	YESHIVA	W 92-12
2/25	MT. ST. VINCENT	W 60-43

\* WIAC (4-1)

Coach: Maureen O'Neil

## 1996-97 (7-15)

11/22	at Rutgers-Newark	L 33-74
11/23	vs. Manhattanville	L 36-68
12/2	GEORGIAN COURT	L 21-74
12/4	at Mt. St. Vincent	W 60-50
12/5	at Montclair State	L 38-85
12/7	vs. John Jay	W 53-49
12/11	ST. JOSEPH'S (NY)*	W 75-53
1/7	at Richard Stockton	L 42-84
1/13	at Centenary (NJ) *	L 56-75
1/15	at York (NY)	W 58-34
1/21	QUEENS (NY)	L 46-70
1/23	MT. ST. VINCENT	L 43-65
1/27	ST. JOSEPH'S (Bkln)*	W 73-55
1/30	FDU-MADISON	L 47-64
2/1	at Caldwell	L
2/3	at CENTENARY (NJ) *	L 51-82
2/5	ST. ELIZABETH	W 52-42
2/7	STATEN ISLAND	L 51-62
2/13	BARD	W 58-46
2/17	ST. JOSEPH'S (NY)*	L 52-53
2/20	at St. Elizabeth*	L 39-65
2/22	at Mt. St. Mary (NY)	L 44-81

\* WIAC (3-4)

Coach: Bill McColl

## 1997-98 (5-21)

First year Division II

11/15	at St. Rose*	L 27-122
11/17	CALDWELL	L 60-77
11/23	at Bridgeport	L 44-81
11/28	vs. Bloomfield	W 59-53
11/29	at Molloy*	L 54-63
12/3	DOWLING*	L 65-76
12/6	at Mercy*	L 67-76
12/8	at Concordia (NY)*	L 65-77
12/10	at Adelphi*	L 52-76
12/13	SOUTHAMPTON*	L 56-87
1/5	at Dist. Of Columbia	L 50-59
1/7	CW POST*	L 47-70
1/10	at Dowling*	L 57-88
1/14	QUEENS (NY)*	W 50-48
1/17	PHILA. TEXTILE*	L 64-93
1/19	at C.W. Post*	L 45-63
1/21	at Molloy*	L 38-61
1/24	MERCY*	L 59-67
1/28	at Queens (NY)*	W 66-57
1/31	MOLLOY	L 53-66
2/4	at Phila. Textile*	L 54-83
2/7	CONCORDIA (NY)*	W 70-65
2/11	at Southampton*	L 52-79
2/14	DIST. OF COLUMBIA	W 62-51
2/18	ADELPHI*	L 48-59
2/21	ST. ROSE*	L 30-63

\* New York Collegiate Athletic Conference (3-17)

Coach: Kim Barnes Arico

## 1998-99 (11-16)

11/27	at Dist. of Columbia	L 75-87
11/28	vs. Elizabeth City	L 55-80
12/2	ADELPHI*	L 65-69
12/5	MOLLOY*	W 62-56
12/9	at Phila. Textile*	L 49-86
12/12	ST. ROSE*	L 64-98
1/2	DOWLING*	L 62-75
1/4	CONCORDIA (NY)*	L 56-66



1/6	at Southampton*	L 48-72
1/9	at New York Tech*	W 55-42
1/13	QUEENS (NY)*	W 68-44
1/16	at Mercy*	W 54-47
1/18	CW POST*	W 3ot 62-59
1/20	at Adelphi*	L ot 56-58
1/23	at St. Augustine	L 43-74
1/25	at Molloy*	W 65-57
1/27	PHILA. TEXTILE*	L 45-71
1/30	at St. Rose*	L 40-81
2/1	DOWLING*	W 65-61
2/3	at Concordia (NY)*	W 61-50
2/6	SOUTHAMPTON*	L 52-63
2/7	DIST. OF COLUMBIA	L 55-57
2/10	NEW YORK TECH*	W 75-32
2/13	at Queens (NY)*	W 53-49
2/17	MERCY*	W 54-41
2/20	at C.W. Post*	L 51-59
2/23	at Southampton+	L 51-74

\* New York Collegiate Athletic Conference (9-12)

+ NYCAC Tournament

Coach: Kim Barnes Arico

## 1999-2000 (11-16)

11/20	at College of New Jersey	L 53-77
11/21	vs. Lehman	W 74-56
11/23	ST. PAUL'S	L ot 62-66
12/1	ADELPHI*	L 58-75
12/4	at New York Tech*	W 74-61
12/8	PHILADELPHIA*	L 69-78
12/11	at Queens (NY)*	W 72-59
12/19	ST. ROSE*	L 51-87
1/5	MOLLOY*	L 61-68
1/8	at Mercy*	L 46-77
1/12	DOWLING*	W 57-49
1/15	at C.W. Post*	L 64-75
1/17	CONCORDIA (NY)*	W 85-59
1/19	at Adelphi*	L 56-78
1/22	NEW YORK TECH*	W 77-51
1/26	at Philadelphia*	L 52-81
1/29	QUEENS (NY)*	W 64-54
2/2	SOUTHAMPTON*	L 58-80
2/5	at Molloy*	W 72-70
2/9	MERCY*	L 52-64
2/12	at Dowling*	W 72-52
2/16	C.W. POST*	W 64-51
2/18	ST. AUGUSTINE	L 56-58
2/20	at Concordia (NY)*	W 72-65
2/23	at Southampton*	L 53-79
2/26	at St. Rose*	L 42-94
2/29	at Philadelphia+	L 65-80

\* New York Collegiate Athletic Conference (10-12)

+ NYCAC Tournament

Coach: Sharon Manning Beverly

## 2000-01 (4-23)

11/21	DOMINICAN (NY)*	L 44-67
11/27	KUTZTOWN	L 63-85
11/29	at Goldey-Beacom*	W 73-52
12/2	at USP*	L 46-61
12/4	SOUTHAMPTON	L 51-74
12/6	at Nyack*	L 49-67
12/9	at Wilmington (DE)*	L 52-74
12/15	HOLY FAMILY*	L 30-72
12/19	BLOOMFIELD*	L 48-65
1/2	at Eckerd	L 52-84
1/3	at St. Leo	L 49-80



## YEAR - BY - YEAR SCORES

1/9	GEORGIAN COURT*	L 53-65
1/11	at Teikyo Post*	L 67-78
1/13	at Felician*	L 54-74
1/17	at Dominican (NY)*	L 42-79
1/20	at Bloomfield*	L 58-62
1/27	USP*	L 56-79
1/30	CALDWELL*	L 56-78
2/1	at Georgian Court*	L 66-68
2/3	GOLDEY-BEACOM*	W 57-56
2/6	TEIKYO POST*	W 62-60
2/7	NYACK*	L 68-83
2/10	FELICIAN*	L 58-73
2/12	at Caldwell*	L 52-72
2/14	WILMINGTON (DE)*	W 62-47
2/17	at Holy Family*	L 55-72
2/21	at New Haven	L 63-90

\* Central Atlantic Collegiate Conference (4-18)

Coach: Sharon Manning Beverly

### 2001-02 (15-12)

11/17	vs. Lynn	L 53-59
11/18	vs. Mercy	W 73-68
11/20	at Southampton	L 60-95
11/27	NYACK*	W 77-63
12/1	at Wilmington (DE)*	W 71-43
12/5	DOMINICAN (NY)*	L 65-78
12/8	at Felician*	L 69-77
12/10	at Caldwell*	L 60-80
12/15	GEORGIAN COURT*	W 64-51
12/22	USP*	W 64-51
1/3	TEIKYO POST*	W 79-49
1/5	at Holy Family*	L 44-65
1/8	at Bloomfield*	L 62-75
1/10	at Dominican (NY)*	W 72-65
1/15	FELICIAN*	W 76-73
1/19	at Goldey-Beacom*	W 63-42
1/23	at Nyack*	W 91-84
1/26	CALDWELL*	W ot 74-70
2/2	HOLY FAMILY*	L 53-71
2/5	at Teikyo Post*	W 88-58
2/7	at Georgian Court*	W 76-53
2/9	GOLDEY-BEACOM*	W 76-45
2/12	at USP*	L 60-79
2/14	BLOOMFIELD*	L 62-67
2/16	WILMINGTON (DE)*	W 83-54
2/18	at Kutztown	L 59-69
2/23	NEW HAVEN	L 53-72

\* Central Atlantic Collegiate Conference (14-8, 4th/12)

Coach: Sharon Manning Beverly

### 2002-03 (16-12)

11/22	vs. Stonehill	L 64-80
11/23	vs. La Roche	W 85-52
11/26	NYACK*	W 63-56
12/1	KUTZTOWN	L 67-70
12/4	at Wilmington (DE)*	W 64-39
12/7	at Dominican (NY)*	W 77-69
12/10	at Goldey-Beacom*	W 67-35
12/14	at Felician*	W 76-67
12/21	at Georgian Court*	L 51-67
12/30	at Eckerd	L 56-66
1/2	at St. Leo	L 40-96
1/5	USP*	W 81-51
1/7	at Caldwell*	L 57-68
1/9	TEIKYO POST*	W 74-38
1/14	at Bloomfield*	L 64-65
1/16	DOMINICAN (NY)*	W 60-56

1/18	at Holy Family*	L 69-79
1/21	FELICIAN*	W 82-77
1/25	GOLDEY-BEACOM*	W 73-60
1/28	at Nyack*	W 69-61
2/1	CALDWELL*	W 53-51
2/5	at Teikyo Post*	L 59-65
2/8	HOLY FAMILY*	L 50-61
2/11	at USP*	L 55-58
2/15	BLOOMFIELD*	W 59-56
2/19	GEORGIAN COURT*	W 77-54
2/22	WILMINGTON (DE)*	W 72-50
2/26	at Caldwell+	L 63-64

\* Central Atlantic Collegiate Conference (15-7, 4th/12)

+ CACC Tournament

Coach: Kim Bowen

### 2003-04 (12-16)

11/21	at Assumption	L 43-66
11/22	vs. Stonehill	L 56-73
11/25	at Nyack*	W 79-61
12/3	WILMINGTON (DE)*	W 62-50
12/9	at Felician*	L 52-56
12/12	at American Intnat'l	L 52-86
12/13	vs. So. Connecticut	L 33-67
12/20	GEORGIAN COURT*	W 68-49
12/30	at Kutztown	W 67-59
1/5	CALDWELL*	L 68-71
1/8	TEIKYO POST*	L 56-68
1/13	BLOOMFIELD*	W 73-64
1/15	at Dominican (NY)*	L 58-73
1/17	at Holy Family*	L 58-93
1/24	at Goldey-Beacom*	W 67-60
1/27	NYACK*	W 68-52
1/29	at USP*	L 61-65
1/31	at Caldwell*	W ot 91-89
2/2	DOMINICAN (NY)*	L 61-67
2/4	at Teikyo Post * W 2 ot 97-94	
2/7	HOLY FAMILY*	L 52-84
2/10	USP*	L 71-74
2/14	at Bloomfield*	L 73-75
2/18	at Georgian Court*	L 75-76
2/21	at Wilmington (DE)*	W 54-45
2/24	FELICIAN*	W 78-40
2/26	GOLDEY-BEACOM*	W 68-43
3/2	at USP+	L 52-92

\* Central Atlantic Collegiate Conference (11-11, 7-6th/12)

+ CACC Tournament

Coach: Kim Bowen Lusk

### 2004-05 (18-12)

11/15	ASSUMPTION	L 48-54
11/19	vs. East Stroudsburg^	W 66-55
11/20	at Kutztown^	L ot 68-69
11/30	at Felician*	W 65-55
12/2	GOLDEY-BEACOM*	W 98-72
12/4	HOLY FAMILY*	L 53-73
12/7	at Post (CT)*	W 62-49
12/11	at USP*	L 55-70
12/29	at Bryant#	L 59-70
12/30	vs. American Intnat'l	L 58-77
1/5	WILMINGTON (DE)*	L 72-74
1/11	at Caldwell*	W 70-52
1/15	at Bloomfield *	L 68-84
1/18	DOMINICAN (NY)*	W 47-35
1/20	at Nyack*	W 73-46
1/25	FELICIAN*	W 62-56

1/27	at Goldey-Beacom*	W 83-54
1/29	at Holy Family *	L 59-77
2/1	POST (CT)*	W 77-49
2/5	USP*	W 61-44
2/8	GEORGIAN COURT*	W 71-63
2/12	at Wilmington (DE)*	L 69-78
2/15	CALDWELL*	W 77-56
2/19	BLOOMFIELD*	W 73-55
2/22	at Dominican (NY)*	W 68-64
2/25	NYACK*	W 73-40
2/26	at Georgian Court*	W 82-52
3/2	DOMINICAN (NY) \$	W 67-45
3/4	vs. Holy Family \$	L 73-84
3/11	at Philadelphia U.!	L 56-63

\* Central Atlantic Collegiate Conference (16-6, 4th/12)

^ Kutztown University Classic

# Comfort Suites Holiday Classic

\$ CACC Tournament

! ECAC Tournament at Philadelphia (1st postseason appearance in program history)

Coach: Kim Bowen Lusk

### 2005-06 (17-10)

11/22	KUTZTOWN	W 49-40
11/29	CALDWELL*	W 61-57
12/1	HOLY FAMILY*	L 46-58
12/3	at Goldey-Beacom*	W 76-69
12/6	at Bloomfield*	L 59-67
12/10	NYACK*	W 66-35
12/12	at Georgian Court*	W 74-57
12/28	vs. Nebraska-Kearney^	L 50-76
12/29	vs. Virginia-Wise^	W 79-63
1/7	at USP*	L 53-55
1/10	WILMINGTON (DE) *	W 70-46
1/12	FELICIAN*	W 51-33
1/19	at Post (CT)*	W 79-66
1/21	DOMINICAN (NY)*	L 60-65
1/24	at Wilmington (DE)*	W 55-53
1/26	BLOOMFIELD*	L 60-67
1/28	GOLDEY-BEACOM*	W 68-55
1/31	at Nyack*	W 64-49
2/2	USP*	L 56-59





# YEAR-BY-YEAR SCORES

2/4	at Felician*	W 71-66
2/7	at Dominican (NY)*	W 77-72
2/11	PHILADELPHIA*	L 61-72
2/14	at Holy Family*	L 56-68
2/18	at Caldwell*	L 45-52
2/21	GEORGIAN COURT*	W 76-58
2/25	POST (CT) *	W 76-52

\*CACC (15-9, 6th/13)

^South Padre Island Shootout

Coach: Kim Bowen Lusk

## 2006-07 (4-24)

First year Division I

11/13	MORGAN STATE	L 55-63
11/17	vs. North Florida ^	L 46-52
11/18	vs. Norfolk State ^	W 91-70
11/21	WILMINGTON (DE)	W 86-54
11/26	at UMBC	L 51-78
11/28	SAINT PETER'S	L 61-67
12/2	at Winston-Salem State	L 41-72
12/6	at Princeton	L 51-75
12/9	LEHIGH	L 44-70
12/12	at Fairleigh Dickinson	L 69-78
12/22	ST. FRANCIS (NY)	L 36-59
12/28	at Lafayette	W 70-59
1/4	at Cornell	L 42-65
1/6	at Long Island	L 51-60
1/11	at Texas A&M Kingsville	L 57-66
1/13	at Texas-Pan American	L 44-55
1/18	at Wagner	L 41-61
1/23	MONMOUTH	L 54-58
1/27	IPFW	L 70-81
2/1	UTAH VALLEY STATE	L 48-79
2/3	TEXAS-PAN AMER,	L 57-70
2/8	at South Dakota State	L 30-96
2/10	at North Dakota State	L 49-81
2/17	LONGWOOD	W 50-38
2/20	at IPFW	L 43-58
2/24	at Utah Valley State	L 40-71
3/1	NO. DAKOTA STATE	L 54-73
3/3	SO. DAKOTA STATE	L 47-72

^ Longwood Tournament

Coach: Kim Bowen Lusk

## 2007-08 (10-19)

11/11	at St. Francis (NY)	L 54-58
11/14	at Saint Peter's	L 52-68
11/28	UMBC	W 58-44
12/1	LAFAYETTE	L 53-61
12/5	PRINCETON	L 45-56
12/8	at Lehigh	L 58-73
12/12	LONG ISLAND	L 63-67
12/21	WAGNER	W 55-54
12/28	at Saint Joseph's (PA) +	L 59-68
12/29	vs. Davidson +	L 48-55
1/3	COLUMBIA	L 48-65
1/8	at Texas-Pan American	W 67-61
1/11	vs. Cal State-Bakersfield	W 76-61
1/15	CORNELL	L 60-75
1/19	LONGWOOD	L 55-62
1/24	at Monmouth	L 62-79
1/26	CHICAGO STATE	W 66-57
1/28	TEXAS-PAN AMER.	W 65-56
2/7	at Utah Valley	L 69-78
2/9	at Chicago State	L 60-80
2/14	MORGAN STATE	L 45-59
2/16	UTAH VALLEY	W 82-72



2/25	at Savannah State	L 58-65
3/2	at Longwood	L 49-60
3/6	vs. Florida Gulf Coast^	L 63-75
3/7	at Texas-Pan American^	W 59-49
3/8	vs. Utah Valley^	W 77-72

+ Saint Joseph's (PA) Hilton Philadelphia Hawk Classic

^ National Division I Independent Tournament

Coach: Margaret McKeon

## 2008-09 (8-21)

11/14	AMERICAN	L 63-70
11/18	at Wagner	L 73-82
11/25	at Fordham	L 45-57
11/28	vs. West Virginia +	L 42-76
11/29	at Maine +	W 68-60
12/5	at Lafayette	L 49-70
12/9	at Albany (NY)	W 58-47
12/18	LEHIGH	L 54-65
12/29	vs. Hofstra #	L 54-65
12/30	vs. William & Mary #	L 46-58
1/4	at Longwood	L 80-84
1/7	at UMass	L 50-63
1/9	at Yale	L 66-74
1/11	at Savannah State	W 65-56
1/15	at Fairleigh Dickinson	W 79-69
1/17	at Chicago State	L 60-71
1/21	at Boston College	L 50-78
1/24	TEXAS-PAN AMER.	W 69-54
1/28	at Bryant	L 62-66
2/7	CHICAGO STATE	L 64-66
2/12	UTAH VALLEY	L 58-70
2/14	LONGWOOD	W 83-67
2/18	BRYANT	L 47-48
2/21	at Texas-Pan Amer.	L 56-68
2/24	SAVANNAH STATE	W 68-41
2/28	at Utah Valley	L 86-94
3/5	at Utah Valley^	L 66-75
3/6	vs. Savannah State^	L 56-64
3/7	vs. Texas-Pan Amer.^	W 49-45

+ Dead River Company Classic, hosted by Maine

# Saint Peter's Holiday Classic, hosted by Saint Peter's

^ National Division I Independent Tournament

Coach: Margaret McKeon

## 2009-10 (11-18)

11/15	at Penn State	L 57-79
11/17	WAGNER	W 68-56
11/19	ALBANY	L 49-52
11/21	MAINE	W 63-50
11/24	at American	L 57-65
11/27	at Rhode Island	L 47-51
12/3	at Marquette	L 41-81
12/9	COLGATE	W 52-41
12/18	at Lehigh	L 38-64
12/20	UMASS	L 59-70
12/29	at Virginia Tech #	L 51-67
12/30	vs. Central Conn. State#	W 69-66
1/4	FAIRLEIGH DICKINSON	W 69-61
1/9	YALE	L 58-68
1/12	HARVARD	L 53-69
1/14	at Texas-Pan American*	L 54-62
1/16	at Houston Baptist*	W 83-70
1/23	CHICAGO STATE*	W 60-56
1/30	UTAH VALLEY*	W 79-69
2/6	at Savannah State	L 51-54
2/18	HOUSTON BAPTIST*	W 72-46
2/20	TEXAS-PAN AMER.*	W 70-66
2/23	at North Dakota*	L 44-69
2/25	SOUTH DAKOTA*	W 55-53
2/28	NORTH DAKOTA*	L 49-59
3/4	at Utah Valley*	L 61-70
3/6	at Chicago State*	L 51-69
3/7	at South Dakota*	L 48-59
3/11	vs. South Dakota^	L 49-57

\*Great West Conference games (6-6, t-4th/7)

^ Great West Conference Tournament

# Hilton Garden Classic, hosted by Virginia Tech

Coach: Margaret McKeon



## ALL - TIME AWARDS

### CONFERENCE CHAMPIONSHIPS

#### *Independent Athletic Conference*

1996 (Tournament)

### ALL-CONFERENCE

#### *Women's Intercollegiate Athletic Conference*

1987-88	Dion McMillian, Sandy Worley (2nd)
1989-90	Tywana Garner (2nd)
1990-91	Liliana Alvarez
1991-92	Nevea Van Wright (hm)
1992-93	Nevea Van Wright
1993-94	Kristie Simpson Lauren Battista (2nd)
	Wendy Gruenewald
1995-96	Nevea Van Wright Wendy Gruenewald Kristie Simpson (2nd)
1996-97	Tamika Fogg Tamara McNair (2nd)

#### *New York Collegiate Athletic Conference*

1997-98	Sharon Kukal (2nd)
1998-99	Sharon Kukal

#### *Central Atlantic Collegiate Conference*

2001-02	SchrKya Massey
2002-03	SchrKya Massey
2004-05	Kelly Crowe (2nd and All-Tournament) Selena Kershaw (3rd)
2005-06	Kelly Crowe (3rd) Selena Kershaw (3rd)

### NCAA DIVISION I INDEPENDENT NEWCOMER OF THE YEAR

2007-08	Jessica Gerald
---------	----------------

### ALL-NCAA DIVISION I INDEPENDENT

2007-08	Taiwo Oyelola (hm)
---------	--------------------

### GREAT WEST CONFERENCE

2009-10	Jessica Gerald (1st), Taiwo Oyelola (hm)
---------	--

### NCAA DIVISION I INDEPENDENT ALL ACADEMIC

2006-07	Ali Baumin Kelly Crowe Aine O'Dwyer
2007-08	Katie Piekelski Jill Dickinson Kathryn Wighton
2008-09	Maya Al-Shingieti Jill Dickinson Katie Piekelski Ivana Seric

### GREAT WEST CONFERENCE ALL-ACADEMIC

2009-10	Jessica Gerald Katie Piekelski Ivana Seric
---------	--

### CONFERENCE ACADEMIC PLAYER OF THE YEAR

#### *New York Collegiate Athletic Conference*

1999-2000	Lauren Daley
-----------	--------------

### ALL-JERSEY 9 ASSOCIATION

1992-93	Nevea Van Wright
1993-94	Wendy Gruenewald

### ALL-NJCBCA

1995-96	Wendy Gruenewald
1997-98	Sharon Kukal
1998-99	Sharon Kukal

### NJCBCA PLAYER OF THE YEAR

1998-99	Sharon Kukal
---------	--------------

### ALL-MET WRITERS (Division II)

1998-99	Sharon Kukal
2002-03	SchrKya Massey (2nd)
2003-04	Kelly Crowe (2nd)
2004-05	Kelly Crowe (1st)
2005-06	Kelly Crowe (1st)

### ALL-TIME TEAM MVPS

1986-87	
1987-88	Dion McMillian
1988-89	no team
1989-90	Tywana Garner
1990-91	Liliana Alvarez
1991-92	Nevea Van Wright
1992-93	Nevea Van Wright
1993-94	Nevea Van Wright
1994-95	Wendy Gruenewald
1995-96	Nevea Van Wright
1996-97	Tamika Fogg
1997-98	Sharon Kukal
1998-99	Sharon Kukal
1999-00	Lauren Daley
2000-01	Jackie O'Connor
2001-02	SchrKya Massey
2002-03	Nicole Ballou, SchrKya Massey
2003-04	Kelly Crowe
2004-05	Kelly Crowe
2005-06	Kelly Crowe, Selena Kershaw
2006-07	Jill Dickinson
2007-08	Jessica Gerald
2008-09	Jessica Gerald
2009-10	

### ALL-TIME CAPTAINS

1986-87	Tracey Malinowski, Dion McMillian
1987-88	Dion McMillian
1988-89	no team
1989-90	
1990-91	
1991-92	
1992-93	
1993-94	
1994-95	Lauren Battista, Wendy Gruenewald
1995-96	
1996-97	
1997-98	
1998-99	Sharon Kukal
1999-00	Lauren Daley, Jackie O'Connor
2000-01	Jackie O'Connor, Odelia Pyron
2001-02	Nicole Ballou, Chevanese Samms
2002-03	Nicole Ballou, SchrKya Massey
2003-04	Kate Duncan, Lindsey Reggo
2004-05	Kelly Crowe, Selena Kershaw
2005-06	Kelly Crowe, Selena Kershaw
2006-07	Kelly Crowe, Aine O'Dwyer
2007-08	Katie Piekelski
2008-09	Jackie McCaffrey
2009-10	Game captains



Beginning on September 1, 2009, the entire NJIT athletics program officially gained across-the-board active membership in NCAA Division I, completing a process that began officially in 2003.

NJIT, its teams, and student-athletes enjoy the full benefits of Division I membership, including eligibility for Division I postseason championship competition and the inclusion of the Highlanders among the national Division I leaders in statistics maintained by the NCAA.

Within months of NJIT's active Division I membership, the school won its first national Division I statistical championships, as women's volleyball player Sabrina Baby led the nation in digs per set, while she and her teammates captured the team digs crown for digs, as well.

The NCAA's decision making NJIT a full member of Division I completed a specific timetable that required NJIT and its Department of Athletics to meet a series of annual benchmarks before proceeding to the next step.

NJIT, which previously competed in NCAA Division II, first moved to reclassify its men's soccer program in 2003. The move grew out of November 2002 meetings among President Robert A. Altenkirch, Vice President Joel Bloom, and Director of Athletics Lenny Kaplan. From there, came a proposal from Dr. Altenkirch to the Board of Trustees, which unanimously approved in February 2003 a plan to reclassify men's soccer to Division I. Little more than two years later, the NCAA approved NJIT's proposal to begin advancing its entire program to Division I.

Men's soccer achieved active Division I status in 2005 and NJIT women's soccer became postseason-eligible in 2007. The remainder of NJIT's athletics program also began reclassifying in 2005, with active status taking longer for an entire program than under the single-sport-per-gender track used for the two soccer teams.

In 2005-06 the lion's share of the competition all but men's soccer came at the Division II level. In 2006-07, 2007-08, and 2008-09, NJIT's teams competed at the Division I level and complied full with NCAA Division I rules, but were not eligible for championships at the top level.

Every facet of the program has been enhanced in the reclassification, with a special emphasis placed on student-athlete welfare. Facility upgrades have gone along with sports medicine staff expansion, a strength and conditioning program, and academic enrichment. NJIT has also built a model NCAA Division I rules compliance regimen within its athletics program and across the entire university.

A key late benchmark in reclassification came in the spring of 2009, with NJIT's successful completion of the NCAA Division I certification self-study. An in-depth project that takes approximately one year to complete and involves an on-campus visit from a Peer Review team, Division I certification, renewable every 10 years, is required of all active Division I institutions.

"We completed a major milestone in demonstrating that we have the infrastructure in place and the commitment to compete at the highest levels, not only academically but now athletically as well," said Dr. Altenkirch, who made upgrading athletics a priority from the beginning of his tenure as the seventh President of NJIT in May 2002.

Professor Robert English, the NCAA Faculty Athletics Representative and Interim Dean of the School of Management, added, "I am very impressed with NJIT's student-athletes who have worked hard to meet the challenge of the heightened level of Division I competition and at the same time continued to excel academically, with many athletes earning academic honors and awards and several earning perfect 4.0 GPAs during the semester of competition."

Further, the NJIT Board of Trustees embraced the transition to Division I as part of the university's strategic plan to enhance the quality of campus life in NJIT's transition to a residential university.

Going back to early announcements of NJIT's NCAA reclassification plans, Altenkirch stated: "As NJIT continues to grow academically, and as a residential university, strengthening the athletics program through the transition to Division I will allow us to align the university with our academic peers."

Already, NJIT's teams have competed throughout the United States, taking on opponents from schools that are instantly recognizable for their stature in academics and athletics.

NJIT teams and student-athletes have faced opponents from seven of the eight Ivy League schools (all except for Brown) and all eight Patriot League schools, including Army and Navy, Bucknell, Lafayette, and Lehigh.

In addition, Highlander teams have taken on teams from such famed conferences as the Atlantic Coast Conference, Big East Conference, Big Ten Conference, and Pac 10 Conference, with competition against Missouri of the Big 12 Conference slated for December 2010 in women's basketball.

Two high-profile opponents--Maryland in men's soccer in 2005 and Penn State in men's volleyball in 2008--won national championships following the same regular seasons in which they faced NJIT.

The Highlanders have also competed against members of all of the conferences based in the Northeastern and Mid-Atlantic regions of the United States, including America East, Atlantic 10, Colonial, Metro Atlantic, Mid-Eastern, and Northeast.

The eighth New Jersey-based institution in Division I, NJIT has competed against all seven of its home state peers, including Big East programs Rutgers and Seton Hall.

NJIT's longest-established Division I program, men's soccer, gained its first win against a Big East foe in 2008, defeating Rutgers a year after topping San Diego State for the Highlanders' first win over a Top 25-ranked team.

With its place in Division I officially certified by the NCAA, NJIT is looking ahead to continued growth. That outlook is consistent with President Altenkirch's frequently expressed view that, "the transition to Division I is just that, a transition, a process rather than an event."

For his part, Director of Athletics Lenny Kaplan said: "We are looking forward to being a solid and successful member of Division I and we are excited by the opportunity to write a new chapter in the history of NJIT athletics."





In October 2007, the Prudential Center ushered in a new era in sports and entertainment in Newark and the entire northern New Jersey area.

Newark is in the midst of a major revitalization, converting the city core into a vibrant and energized entertainment district.

The Prudential Center, the New Jersey Performing Arts Center, The Newark Symphony, Bears and Eagles Riverfront Stadium and in 2010, Red Bull Arena in nearby Harrison represent just part of the nearly \$2 billion in construction underway.

Prudential Center is the cornerstone in the revitalization and renaissance of downtown Newark. In addition to the arena, Newark will soon add scores of condominiums, restaurants, themed bars and mixed retail establishments. Prudential Center, one of the finest arenas in the country, is New Jersey's home for hockey, college basketball, indoor soccer, concerts, family shows and special events.

A public/private partnership between the City of Newark and Devils Arena Entertainment made the \$375 million Prudential Center a reality that is changing the face of downtown Newark and making it a destination place for sports and live entertainment in the region.

Bounded by Edison Place to the north, Lafayette Street to the south, Mulberry Street to the east and Broad Street and City Hall to the west, "The Rock" is located about a mile from NJIT's University Heights campus. Known best as the home of the National Hockey League New Jersey Devils, the Prudential Center has a seating capacity of 17,625 for hockey and up to 18,500 for basketball.

Featuring a 4,800 square-foot exterior LED screen, as well as two club lounges, a goal bar, terrace area and a 350-seat gourmet restaurant, along with 76 Luxury Suites and two Event Suites, the Prudential Center is big league in every way.

The relationship between NJIT and the Prudential Center is a natural. "The Rock" is the centerpiece of Newark's Downtown Core Redevelopment Project. NJIT, meanwhile, is an integral part of the city's educational, civic and economic life.

The arrival of the spectacular Prudential Center nearly coincides with NJIT's arrival as an NCAA Division I institution—the first in Newark and the newest in New Jersey in more than 20 years. The Rock opened one year after NJIT began Division I competition as part of its NCAA reclassification which is now complete.

In the arena's inaugural year, NJIT played host to six basketball games on four dates, including four men's basketball games and two women's games. Included was the first women's or girls' sports competition in the building's history, when the Highlanders entertained Cornell on January 15, 2008.



The Highlanders hosted five more men's and women's college basketball games in the state-of-the-art building and are set to host four games in 2009-10. Further, NJIT's club ice hockey team plays all of its home games in the full-size Devils practice rink facility (AmeriHealth Pavilion), which adjoins the main arena and has an 800-seat capacity.

The Prudential Center, located in downtown Newark, about a mile from NJIT's University Heights campus, is easily accessible by mass transit or by automobile.

"The Rock" is located a short walk from regional mass transportation hub Newark Penn Station, which is served by Amtrak and New Jersey Transit trains, not to mention the Newark City Light Rail, which has a stop (Warren Street Station) at the NJIT campus just a few feet from the entrance of Fleisher Athletic Center and J. Malcolm Simon Stadium at Lubetkin Field.

Highways passing near the arena include: I-78, I-280, the NJ Turnpike, Garden State Parkway, Routes 1 & 9, 21, and 22.

There are over 3,500 parking spaces within two blocks of the arena and way-finding signage, guest services personnel and security will assist in getting you to your destination (Please note: all of the parking lots are owned independently, with the exception of the VIP Parking Deck (Lot 10) located on Lafayette Street at the corner of Broad and Lafayette).

## DRIVING DIRECTIONS TO THE PRUDENTIAL CENTER

For GPS users, the address is 165 Mulberry Street, Newark, NJ, 07102

### From the New Jersey Turnpike

#### Southbound—

—Exit 15 W to I-280 westbound. Turn right on Exit 15 A toward Route 21 southbound. Turn right onto Rector Street. Turn left onto Broad Street

southbound. Continue on Broad Street to Lafayette Street and turn left. Prudential Center will be on your left.

#### Northbound—

—Exit 14 toward I-78 westbound. Take center ramp after the toll booth toward US 1-9/Rt. 21. Keep right to stay on the ramp toward US 1-9. Continue on US 1-9 approx. 3 miles and exit on the right onto Rt. 21 (McCarter Highway). Bear left onto Broad Street northbound. Continue on Broad Street to Lafayette Street and make a right. Prudential Center will be on your left.

### Garden State Parkway

#### Southbound or northbound—

—Exit 145. Follow signs to I-280 eastbound. Exit 15 (Route 21-Downtown/Arts). At bottom of ramp (traffic light). Turn right onto Route 21 South. Continue on Rt. 21 to Raymond Boulevard. Turn right onto Raymond Blvd. and then left onto Mulberry Street. The Prudential Center will be visible ahead on your right.

### From Newark Liberty International Airport

Follow signs for Routes 1 and 9 North via the ramp to State Hwy 21. Slight left at Rt 21 (signs for Newark/US 22/State Hwy 21). Turn left at Edison Place. Turn left at Mulberry Street (door-to-door distance is approx. 4.4 miles).

### From New York City

—From George Washington Bridge or Lincoln Tunnel, follow signs to New Jersey Turnpike and then follow directions above for New Jersey Turnpike southbound.

—From Holland Tunnel, follow signs to I-78 westbound and take center ramp after the toll booth toward US 1-9/Rt. 21. Keep right to stay on the ramp toward US 1-9. Continue on US 1-9 approx. 3 miles and exit on the right onto Rt. 21 (McCarter Highway). Bear left onto Broad Street northbound. Continue on Broad Street to Lafayette Street and make a right. Prudential Center will be on your left.



The NJIT basketball teams will have home games this season in the downtown Newark Prudential Center and on-campus in the recently-renovated gymnasium of the Estelle and Zoom Fleisher Athletic Center.

“The Rock”, located about a mile from NJIT’s University Heights campus, opened in October 2007 as the new home of the National Hockey League New Jersey Devils. NJIT basketball has played there in each of the building’s first two seasons and the Highlanders will return for two doubleheaders in February 2010.

The Fleisher Athletic Center gym, also home to NJIT’s volleyball teams, underwent renovation in the summer of 2006. Included in the makeover was installation of a new floor and baskets and a repositioning of the main playing court.

The gym also got new lighting, a new sound system and new scoreboards, along with entirely new seating for more than 1,000 spectators after the first phase of renovation. Future plans include the addition of more seating, which will nearly double the seating capacity while maintaining the up close-feel that puts spectators next to the action and contributes to the homecourt advantage.

The back bay ‘C gym’ can be sectioned off from the main competition floor, making the facility useful for intramurals, physical education classes and campus recreation time, while being able to host multiple simultaneous events.

The NJIT basketball teams also have full access to the other facilities in the Fleisher Center. These



include the fitness area (containing computer-controlled biking equipment, Cybex resistance units and an indoor track), a free-weight room, four racquetball courts (which can be converted for squash), a martial arts center and an aerobics dance studio.

A six-lane swimming pool in Fleisher Athletic Center is home to the NJIT men’s and women’s swimming teams, while the two varsity tennis squads play on the four outdoor lighted tennis courts behind Fleisher Athletic Center. The NJIT Campus Center houses six regulation bowling lanes.

Lubetkin Field at J. Malcolm Simon Stadium, with its entrance a few feet from the entrance of the Fleisher Athletic Center, is a first-class venue for college soccer.

Outfitted with SprinTurf artificial grass in the summer of 2004, the complex also includes lighting for night contests, bleacher seating for more than 1,000 spectators, a press box and scoreboard. The installation of the new surface, a walking track and new landscaping was done at a cost of \$1.2 million.

Bears and Eagles Riverfront Stadium, opened in 1999 at a cost of \$30 million and with a seating capacity of 6,200, became the home of NJIT baseball in 2004. In a joint December 2005 press conference, New York Yankees manager Joe Torre was a featured speaker as NJIT and the Newark Bears announced a 10-year partnership that designated the downtown stadium the home of all Highlanders home games for the decade to come.

NJIT, which offers a growing list of club sports, also has a robust intramural program, which makes use of the numerous athletic facilities.





## Newark: The Renaissance City

NJIT is located in the heart of New Jersey's largest city, Newark, with a population of over 300,000, making it the 65th-largest city in the United States. A major urban center, Newark is a city on the move.

Attractions in Newark include:

- **The Prudential Center**, a major indoor entertainment and sports venue housing New Jersey Devils hockey, New Jersey Nets basketball, major concerts and other premier events
- **New Jersey Performing Arts Center**
- **The Newark Museum**
- **The Newark Public Library**
- **Symphony Hall**
- **Branch Brook Park**
- **Art galleries, restaurants, shopping**
- **The Ironbound neighborhood**, renowned for its dining and vibrant nightlife
- **An urban architectural laboratory**
- **Professional minor league baseball (Newark Bears)**



## Newark: New Jersey's College Town

Some 30,000 undergraduate, graduate, and professional students attend classes in the University Heights section, which is home to NJIT, Rutgers-Newark, the University of Medicine and Dentistry of New Jersey (UMDNJ), and Essex County College.

Adjacent to NJIT to the east, is the Newark campus of Rutgers University and the two schools enjoy an exceptionally close and productive relationship. NJIT and Rutgers students have library privileges at both campuses. NJIT students may also enrich their educational experience by enrolling in Rutgers-Newark courses and in full degree programs in disciplines not offered by NJIT, such as art, music, geology, and psychology.

Each year, the two universities co-sponsor a common season of theatrical productions, as well as 'World Week', a joint program of honors colloquia, and a variety of other cultural and social activities.

NJIT also enjoys a cooperative relationship with its neighbor to the west in the University Heights area, UMDNJ, with several joint degree programs.

## New Jersey/New York Metropolitan Region

NJIT and Newark are a part of a region that is a magnet not only to the rest of the United States, but also to the world.

In Newark and neighboring northern New Jersey alone, attractions such as the Prudential Center, New Jersey Performing Arts Center, Meadowlands Sports Complex, Red Bull Arena, Liberty Science Center, and numerous others are minutes away by car and in most cases accessible by public transportation. Literally dozens of shopping malls are within a 20-minute drive of Newark, as well.

Midtown Manhattan, with all that it and the rest of New York City offer, is less than 15 miles from the NJIT campus.

NJIT students have regular access to discount tickets for Broadway shows, museums, concerts, and sporting events.

The school also sponsors weekend trips throughout the northeastern United States, with activities such as skiing, boating, swimming, hiking, and more.

The spectacular Jersey shore is less than an hour away by car and winter sports are within a couple of hours drive to the west and north.





**NJIT, with its campus in Newark, NJ, sits in a region that abounds with major professional sports unlike any other in the United States and perhaps in the world. There are nine teams in the major professional leagues (MLB, NFL, NBA, and NHL) located in New York City, northern New Jersey and Long Island.**

Only one of nine major teams is more than 25 miles from Newark, but most, including the New Meadowlands Stadium (Giants and Jets NFL football), Madison Square Garden (NBA Knicks, NHL Rangers), are much closer.

The three closest professional sports venues (listed below) are within three miles of NJIT's campus and can be accessed in a matter of minutes at low cost by public transportation, beginning with Newark Light Rail, from campus.

## Prudential Center

The home of the National Hockey League New Jersey Devils and the New Jersey Nets of the National Basketball Association is in downtown Newark at the corner of Mulberry and Edison streets, about one mile from the NJIT's University Heights campus.

### *Prudential Center*



*Red Bull Arena*

Opened in October 2007, 'The Rock' is the centerpiece of the city's Downtown Core Redevelopment Project. In addition to NHL hockey and NBA basketball, it has hosted numerous entertainment and sporting events, including NJIT basketball.

NJIT played basketball in the Rock in the inaugural year and in each year since. Indeed, NJIT hosted the first women's basketball game ever played in the Prudential Center on January 15, 2008 (NJIT vs. Cornell).

The arena, with full-capacity seating for 18,500 spectators, features a 4,800 square-foot exterior LED screen, as well as the latest in ice-surface technology and a gourmet restaurant overlooking the ice for Devils games. The building contains 850,000 square feet of space, 9,000 tons of steel, eight million pounds of structural steel and 25,000 cubic yards of concrete.



*Bears and Eagles Riverfront Stadium*

## Red Bull Arena

Located in Harrison, NJ, just across the Passaic River from Newark and less than three miles from the NJIT campus, the new home of the New York Red Bulls (opened in March 2010) sets the standard for soccer venues across North America.

The state-of-the-art soccer-specific facility is a major component of a multi-billion dollar development.

Red Bull Arena has a number of key design elements which give its seating bowl a close-to-the-action feeling and the unique stadium roof design extends from its leading edge over the entire seating bowl and then curve down to the concourse.

The overall seating capacity for soccer is 25,000, including 30 luxury suites (20 lower level and 10 upper level) and 1,116 club seats. Other amenities include three stadium clubs and two retail outlets.

## Bears and Eagles Riverfront Stadium

Bears and Eagles Riverfront Stadium, the \$30 million state-of-the-art home of the professional baseball Newark Bears and since 2004 the home of NJIT Highlanders baseball, officially opened to the public on July 16, 1999. With a seating capacity of 6,200, "The Den" affords fans an up-close view of the action. The ballpark also has 20 luxury suites, a picnic area, a party deck, a concert stage situated behind the outfield wall and a major league-caliber press box.

In December 2005, NJIT and the Bears held a joint press conference to herald a new partnership that includes a 10-year deal that extends Bears and Eagles Riverfront Stadium as the home of NJIT Highlanders baseball.

# NJIT HALL OF FAME

Name	Grad. Year	Contribution	Sport (s)	Years Active	Year of Induction
BAKUN, Andrew I.	1982	Athlete/Asst. Coach	M-Soccer	1978-81/90-91	2005
BAKUN, Myron	1967	Athlete	M-Soccer	1964-66	1991
BARTH, Roland E.	1960	Athlete	M-Fencing	1957-59	2009
			M-Soccer	1956-59	
BAUDER, Fred "Coach"	--	Coach	M-Basketball	1932-61	1989
BLUM, Raymond E.	1950	Distinguished Alumnus	Speedskating/Cycling	--	1996
BORJA, Hernan "Chico"	1981	Athlete	M-Soccer	1977-80	1986
BORNAKO, Gregory "Egor"	1970	Athlete	M-Fencing	1966-70	1987
BOWSER, Hamilton V.	1952	Athlete	M-Fencing	1948-52	1989
BRADLEY, Thomas	1978	Athlete	M-Swimming	1974-78	1990
BROWN, Andrew D.	1963	Athlete	M-Soccer	1956-59	2006
CRIMMINS, David	1952	Athlete	M-Fencing	1948-52	2007
CRUZ, Edward	1963	Athlete	M-Soccer	1959-62	1995
DAWSON, Marilyn E.	1986	Athlete	WVB/WBKB/SB	1982-86	1991
DeNICOLA, Carmine P.	1978	Athlete	Baseball	1975-78	2005
DeNURE, Dave	--	Coach	M-Volleyball	1982-98	2009
			W-Volleyball	1986-90	
			W-Basketball	1987-88	
DeVITO, Louis	1960	Athlete	M-Soccer/M-Fencing	1956-60	1992
DIAZ, Joe A.	1977	Athlete	M-Soccer	1973-76	1993
DRURY, Eugene M.	1963	Athlete	M-Tennis	1960-63	1988
ENG, Katherine	1993	Athlete	W-Volleyball	1989-92	2007
ETIENNE, Yves	1979	Athlete	M-Volleyball	1976-78	1990
FEHN, Gilbert F.	1940	Athlete	M-Basketball/M-Tennis	1936-40	1992
FITZGERALD, Joseph M.	--	Coach/Asst. Coach	M-Basketball	1961-66/52-61	1986
FLEISHER, Seymour "Zoom"	1951	Athlete	M-Basketball	1947-51	1992
GAGLIARDO, Salvatore A.	1985	Athlete	M-Basketball	1981-85	1995
GALLAGHER, Thomas G.	1985	Athlete	M-Basketball	1981-85	1991
GIOVANNOLI, Arnold L.	1953	Athlete	M-Basketball	1950-53	1993
GOLDRICK PITT, Elizabeth M.	1990	Athlete	WVB/SB/WBKB/WTen	1985-90	1995
GRAZIANO, Jean M.	1989	Athlete	Softball	1986-89	2009
GRUENEWALD, Wendy A.	1997	Athlete	WBKB/SB/WVB/WSoc	1992-96	2003
HAASE, Jay W.	1975	Athlete	M-Fencing	1971-75	1988
HAMMOND, Kenneth W.	1979	Athlete	M-Soccer	1974-77	2003
HANDWERKER, Andy	1963	Athlete	M-Soccer	1959-62	2002
HAUSSER, Paul C.	--	Administrator	--	1953-91	1990
		Coach	Fencing/Baseball	1954-88/53-72	
HUBEY, Ali	1972	Athlete	M-Soccer	1968-71	1990
HURTADO, Fabian	1975	Athlete	M-Soccer	1970-74	1987
IRIS, Herb	1951	Benefactor	--	--	2007
KAMINSKY, Nicholas J.	1978	Athlete	Baseball	1975-78	2006
KASBARIAN, Raymond P.	1966	Founder/Athlete	Judo	1962-66	1989
KETZNER, Robert Shelby	--	Coach	Rifle	1962-86	1987
KHOWAYLO, Alex	1969	Athlete	M-Soccer	1960-63	1996
LUBETKIN, Charles "Tudy"	1953	Athlete	M-Basketball/M-Track	1949-52	1994
LYNCH, Robert K.	1984	Athlete/Coach	M-Fencing	1977-80/86-91	1993
MacDONALD, Dan	1984	Athlete	Baseball	1981-84	1992
OLSEN, Richard J.	1969	Athlete	M-Basketball	1965-69	1988
OLSON, George R.	1977	Athlete	Baseball	1974-77	1987
PAULIUS, Raymond V.	1985	Athlete	M-Soccer	1980-83	2006
RODGERS, Tarik	1996	Athlete	M-Volleyball	1992-95	2010
ROGERS, Warren	1988	Athlete	M-Basketball	1983-87	1993
ROMULUS, Rudy	1991	Athlete	M-Volleyball	1988-91	1996
ROSS, Jonathan A.	1956	Athlete	M-Soccer	1953-55	2010
SARLO, Paul A.	1992	Athlete	Baseball	1989-91	2005
SCHMID, John "Gene"	--	Asst Coach/Coach	Baseball	1968-72/73-97	2002
SIMON, J. Malcolm	--	Coach	M-Soccer	1955-83	1994
		Director of Athletics	--	1983-94	
SKURLA, Peter J.	1941	Athlete	Bowling	1937-41	1992
SORIANO, Gregory	1975	Athlete	M-Fencing	1968-72	2010
SWANSON, Robert F.	--	Director of Athletics	--	1947-82	1986
TAETZSCH, Robert	1952	Athlete	M-Fencing	1948-52	2007
TAETZSCH, William	1952	Athlete	M-Fencing	1948-52	2007
TOSATO, Lawrence P.	1956	Athlete	M-Basketball/Baseball	1952-56	1987
TUBELLO, Jeffrey	1976	Athlete	Rifle	1972-76	1988
VAN WRIGHT, Nevea	1997	Athlete	W-Basketball	1991-96	2005
WALSH, John J.	1966	Athlete	MSoc/MBKB/Baseball	1962-66	1986
WASNIEWSKI, Frank	1980	Athlete	M-Tennis	1977-80	1990
WELGOS, Bob	1962	Athlete	M-Basketball/Bowling	1959-62	2005
WOROBEC, Myron S.	1966	Athlete	M-Soccer	1962-65	1994
YONEZUKA, Yoshishada	--	Founder/Coach	Judo	1962-?	1991
ZORN, Werner	1962	Athlete	M-Soccer	1958-61	1988
Teams	Year	Accomplishments	Year of Induction		
Men's Soccer	1960	NAIA co-National Champion	1988		
Men's Basketball	1981-82	NJIT's first ECAC and IAC champion	1990		
Baseball	1982	NJIT's second ECAC and IAC champion	1993		



## FOR GPS USERS

The address for Lubetkin Field at J. Malcolm Simon Stadium and the Estelle and Zoom Fleisher Athletic Center is 80 Lock Street, Newark, NJ, 07102

## BY CAR

### New Jersey Turnpike: Driving North from South Jersey:

Take NJ Turnpike to Exit 13A Newark Airport. After toll stay to left and follow signs to Rt. 1 & 9 North. You will merge onto Rt. 1 & 9 North. Airport will be on right. Follow signs for downtown Newark and Rt. 21 North (left lane exit ramp). Downtown Newark will be in front of you. NYC will be off to your right. Follow Rt. 21 North (McCarter Highway). Turn left on Raymond Blvd. Follow Raymond Blvd. past Warren Street traffic light and Fleisher Athletic Center & Lubetkin Field at J. Malcolm Simon Stadium will be to your right (one soccer goal line runs along Warren Street and the soccer sideline parallels Lock Street).

### New Jersey Turnpike: Driving South from North Jersey:

Take exit 15W to Route 280 West, then follow Route 280 West directions.

**Route 280 West:** After drawbridge, take Exit 15A (Rt. 21 South - McCarter Highway). Follow Rt. 21 South to Raymond Blvd. Turn right on Raymond Blvd. Follow Raymond Blvd. past Warren Street traffic light and Fleisher Athletic Center & Lubetkin Field at J. Malcolm Simon Stadium will be to your right (one soccer goal line runs along Warren Street and the soccer sideline parallels Lock Street).

**Route 280 East:** Take Exit 15 (Rt. 21 South - McCarter Highway). Follow Rt. 21 South to Raymond Blvd. Turn right on Raymond Blvd. Follow Raymond Blvd. past Warren Street traffic light and Fleisher Athletic Center & Lubetkin Field at J. Malcolm Simon Stadium will be to your right (one soccer goal line runs along Warren Street and the soccer sideline parallels Lock Street).

### Garden State Parkway (North & South bound):

Take exit 145 to Route 280 East, then follow Route 280 East directions.

**Route 1 & 9 North & South:** Take exit marked Newark, Rt. 21 North (McCarter Highway). Follow Rt. 21 North (McCarter Highway). Turn left on Raymond Blvd. Follow Raymond Blvd. past Warren Street traffic light and Fleisher Athletic Center & Lubetkin Field at J. Malcolm Simon Stadium will be to your right (one soccer goal line runs along Warren Street and the soccer sideline parallels Lock Street).

**Route 78 East:** Take Route 78 East to Rt. 21 North. Turn left on Raymond Blvd. Follow Raymond Blvd. past Warren Street traffic light and Fleisher Athletic Center & Lubetkin Field at J. Malcolm Simon Stadium will be to your right (one soccer goal line runs along Warren Street and the soccer sideline parallels Lock Street).

**Route 22 East:** Take Route 22 East to Route 21 North. Turn left on Raymond Blvd. Follow Raymond Blvd. past Warren Street traffic light and Fleisher Athletic Center & Lubetkin Field at J. Malcolm Simon Stadium will be to your right (one soccer goal line runs along Warren Street and the soccer sideline parallels Lock Street).



**Route 21 North:** Follow Rt. 21 North to Raymond Blvd. Turn left onto Raymond Blvd. Follow Raymond Blvd. past Warren Street traffic light and Fleisher Athletic Center & Lubetkin Field at J. Malcolm Simon Stadium will be to your right (one soccer goal line runs along Warren Street and the soccer sideline parallels Lock Street).

**Route 21 South:** Follow Rt. 21 South (McCarter Highway) to Raymond Blvd. Turn Right on Raymond Blvd. Follow Raymond Blvd. past Warren Street traffic light and Fleisher Athletic Center & Lubetkin Field at J. Malcolm Simon Stadium will be to your right (one soccer goal line runs along Warren Street and the soccer sideline parallels Lock Street).

**New York Thruway:** Thruway to Exit 14A, Garden State Parkway. Follow Garden State Parkway directions above.

**George Washington Bridge:** NJ Turnpike South to Exit 15W. Follow Route 280 West directions above.

**Lincoln Tunnel:** West on Rt. 3 to Rt. 21 South. Turn right onto Raymond Blvd. Follow Raymond Blvd. past Warren Street traffic light and Fleisher Athletic Center & Lubetkin Field at J. Malcolm Simon Stadium will be to your right (one soccer goal line runs along Warren Street and the soccer sideline parallels Lock Street).

**From Brooklyn, Queens and Long Island:** Take Verrazano-Narrows Bridge (Interstate 278) and follow 278 across Staten Island. Cross Goethels Bridge. Follow signs to New Jersey Turnpike North then follow New Jersey Turnpike directions above.

## PARKING

**Bus/Van Parking:** Visiting buses and vans may usually park on Lock Street adjacent to the athletic center. Please be careful not to block the parking space reserved for the doctor.

**Visitor Parking:** Visitor parking may be reserved in advance through your host. Otherwise, visitor parking at NJIT is available in the NJIT parking deck. Turn right onto Warren Street. Turn right onto Colden Street and proceed around the block to Summit Street. Parking Deck entrance is located to your right before the intersection with Warren Street.

### Parking for on-campus athletic contests:

NJIT is offering free off-street parking for fans attending regular season home soccer matches, volleyball games and basketball games. The parking entrance, marked by a sign, is located across Warren Street from the soccer field.

## OTHER TRANSPORTATION SYSTEMS

**Newark Liberty International Airport:** Minutes from the NJIT campus. A minibus (Newark Airlink) or taxi service connects the airport with Penn Station in Newark. Bus, Newark Light Rail, and taxi connections are available at the station.

**Newark Penn Station:** Located in downtown Newark, connections to the NJIT campus may be made by bus, Newark Light Rail, or taxi.

**Morris & Essex Broad Street Station:** A five-block walk to the NJIT campus via MLK Boulevard to Central Avenue. Taxi service is also available.

**Newark Light Rail:** From Penn Station in Newark, take the Warren Street stop for the NJIT campus. The Warren Street stop is on the sidewalk behind the press box for Lubetkin Field at J. Malcolm Simon Stadium.

## OFFICIAL HOTEL OF THE HIGHLANDERS

### SpringHill Suites Newark Liberty International Airport

652 Route 1 & 9 South, Newark, NJ  
973/624-5300 (ask for Melanie Schellhas)  
ASK FOR SPECIAL NJIT HIGHLANDERS RATE (discount code NJIS for kings, NJIT for doubles)

## DOWNTOWN

### Hilton Newark Gateway

Gateway Center, Raymond Boulevard & McCarter Highway  
Newark, NJ, 973/622-5000

### Robert Treat Hotel

50 Park Place, Newark, NJ, 973/622-1900

### Hampton Inn & Suites Newark Riverwalk

100 Passaic Ave, Harrison, NJ, 973/483-1900

## NEAR NEWARK LIBERTY INTERNATIONAL AIRPORT

### Best Western Newark Airport West

101 International Way, Newark, NJ, 973/621-6200

### Hilton Newark Airport

1170 Spring Street, Elizabeth, NJ, 908/351-3900

### Holiday Inn Newark Liberty International Airport

160 Frontage Road, Newark, NJ, 973/589-1000

## G R E A T   W E S T   C O N F E R E N C E



NJIT's first multi-sport conference affiliation at the Division I level, came when the Highlanders aligned with the Great West Conference, which began play as an expanded multi-sport conference in 2009-10.

Member schools are spread over seven states and four time zones, giving each school added exposure in new destinations. The conference, which began as a football-only league, took a giant leap in the collegiate athletic world with expansion to include a full range of sports and new members.

Joining the league in July 2008 were: Houston Baptist, NJIT, North Dakota, South Dakota, Texas-Pan American and Utah Valley. Chicago State accepted the league's invitation to join in October 2008. These seven schools joined football-only members Cal Poly, UC Davis and Southern Utah.

As the conference began planning for multi-team sport competition, several teams were added in women's soccer and baseball to help provide a more diverse and competitive field. Delaware State, Howard and South Carolina State joined as associate members in women's soccer and they formed the East Division, along with NJIT. Northern Colorado and New York Institute of Technology joined as associate members in baseball, while Seattle was added as an associate member in cross country and track and field.

NJIT, Texas-Pan American and Utah Valley had been playing each other in multiple sports, including home-and-home games in men's and women's basketball, since NJIT began Division I competition for the first time in 2006-07.

NJIT and Utah Valley completed their NCAA reclassification and became championship-eligible members of NCAA Division I in September. Houston Baptist announced an agreement with the NCAA that can make HBU an active member of Division I in 2011-12 and North Dakota and South Dakota will be active members of Division I in 2012-13. Texas-Pan American and Chicago State have

been active Division I programs for many years.

The expanded conference is not an automatic NCAA Division I championship postseason qualifier, but it offers the benefit of conference championship competition, stable scheduling opportunities and individual recognition for student-athletes through weekly and season all-conference recognition.

The champion of the Great West Conference men's basketball postseason tournament (hosted in 2011 by Utah Valley) receives an automatic bid into the CollegeInsider.com Tournament (CIT) a 16-team national postseason tournament won by Old Dominion in 2009 and Missouri State in 2010 in a game that was televised nationally on Fox College Sports.

Governance of the GWC remains primarily with the member institutions. Each member institution is represented on the President's Council by its CEO. General operations and management of the Conference is conducted by the Joint Council, comprised of Directors of Athletics and Senior Woman Administrators.

NJIT's sports that compete in championships sponsored by the Great West Conference are: baseball, basketball (men's and women's); cross country (men's and women's); track and field (men's and women's; indoor and outdoor); women's tennis; and, women's volleyball.

Two NJIT sports that do not come under the Great West umbrella continue in their existing conferences—men's soccer in the Atlantic Soccer Conference and men's volleyball in the Eastern Intercollegiate Volleyball Association, which has an automatic NCAA postseason berth, claimed in 2008 by eventual national champion Penn State.

The latest conference news and information is available on-line at <http://www.greatwestconference.org/>.

### CONFERENCE ADMINISTRATIVE OFFICE

**Ed Grom**, Commissioner; Phone: (630) 428-4492; E-Mail: [grom@gwconference.org](mailto:grom@gwconference.org)

**Mike Sharpe**, Assistant Commissioner; Phone: (816) 210-4305; E-Mail: [sharp@gwconference.org](mailto:sharp@gwconference.org)

**Jacque Cottrell**, Director of Media Relations (SWA); Phone: (713) 305-8614; E-Mail: [cottrell@gwconference.org](mailto:cottrell@gwconference.org)

**Cliff Martin**, Media Relations Assistant; Phone: (214) 770-6463; E-mail: [martin@gwconference.org](mailto:martin@gwconference.org)





## 2010-11 HIGHLANDERS WOMEN'S BASKETBALL

Back Row (l-r): Assistant Coach Marcell Harrison, Emily Schartner, Uju Nwankwo, Kristian Parker, Maria Sanchez, Jelena Zoric,  
Assistant Coach La Kea Jones, Assistant Coach Kristina Baugh

Front Row (l-r): Kimberly Dweck, Ivana Lacmanovic, Ivana Seric, Head Coach Margaret McKeon, Jessica Gerald, Melanie Griffin, Rayven Johnson



## 2010-11 HIGHLANDERS WOMEN'S BASKETBALL

### NOVEMBER

Sun. 14	NAVY ( <i>Alumnae Day</i> )	2:00pm
Wed. 17	at Colgate	7:00pm
Sat. 20	RHODE ISLAND	2:00pm
Wed. 24	DELAWARE STATE	7:00pm
Sat. 27	PENN	2:00pm

### DECEMBER

Wed. 1	at Manhattan	7:00pm
Tue. 7	at Wagner	7:00pm
Thu. 9	LEHIGH	7:00pm
Sun. 19	at Missouri	2:00pm (CT)
Wed. 22	HOWARD	2:00pm
Wed. 29	at DePaul	7:00pm (CT)

### JANUARY

Mon. 3	at Fairleigh Dickinson	7:00pm
Thu. 6	at Brown	7:00pm
Sun. 9	at Harvard	2:00pm
Wed. 12	TEXAS-PAN AMERICAN* ( <i>Education Day</i> )	12:00pm
Sat. 15	HOUSTON BAPTIST*	2:00pm
Sat. 22	at Chicago State*	2:00pm (CT)
Sat. 29	at Utah Valley*	4:30pm (MT)

### FEBRUARY

Thu. 3	SAVANNAH STATE	7:00pm
Thu. 10	NORTH DAKOTA*	6:00pm
Sat. 12	SOUTH DAKOTA*	2:00pm
Thu. 17	at Houston Baptist*	5:15pm (CT)
Sat. 19	at Texas-Pan American*	5:30pm (CT)
Thu. 24	at South Dakota*	6:00pm (CT)
Sat. 26	at North Dakota*	11:00am (CT)

### MARCH

Thu. 3	UTAH VALLEY*	5:30pm
Sat. 5	CHICAGO STATE* ( <i>Senior Day</i> )	2:00pm
Wed.-Sat. 9-12	Great West Conference Tournament (at Utah Valley)	

Home games in CAPS at the Estelle and Zoom Fleisher Athletic Center

\*Indicates Great West Conference games