

Women's BASKETBALL

2012-13



Rayven Johnson



Head Coach
Steve Lanpher



Kim Dweck



New Jersey Institute of Technology

njithighlanders.com



NJIT

THE
EDGE
IN KNOWLEDGE



NJIT



2012-13 Women's Basketball Media Guide

TABLE OF CONTENTS

About NJIT	2-5
University Administration	6-7
Sports Medicine & Strength and Conditioning	8
Academic Support & Athletics Senior Staff	9
NJIT in Division I	10-11
Athletics Facilities	12-14
About Newark	15
Sports & Entertainment Around Newark	16-17
Head Coach Steve Lanpher	18-19
Assistant Coaches	20-21
Roster	22
2011-12 Statistics and Results	23-26
Career Records	27
Individual and Team Single Season Records	28
Single Game/Team Records/Postseason	29
Division I Career Records	30
Division I Season Records	31
Division I Firsts	32
Division I Superlatives	32-33
All-Time Records vs. Opponents	34-35
NJIT All-Time Coaching Records	35
All-Time Roster	36-37
All-Time Awards	38
Year-by-Year	39-41
Hall of Fame	42
Great West Conference	43
Athletic Administration & Coaching Staff	44
Directions to NJIT	45

WOMEN'S BASKETBALL

Head Coach (alma mater, year): Steve Lanpher (College of St. Joseph (VT), 1987)
 Phone/Email: 973-596-3633/lanpher@njit.edu
 NJIT Career Record: First season
 Assistant Coaches: Mark McCaleb, LaKea Jones, Epiphany Smith
 Captains: TBD
 2011-12 overall: 13-17 GWC record/finish: : 6-4/3rd
 Returning/lost (starters): 11/0 (5/0)

QUICK FACTS

Location: University Heights, Newark, NJ
 Founded: 1881
 Enrollment: 7,125 (undergraduate)
 NJIT website: www.njit.edu
 Nickname/Colors: Highlanders/Red and White (Blue accent)
 Home Court/Capacity: Estelle and Zoom Fleisher Athletic Center (1,500)
 Affiliations: NCAA Division I
 Conference: Great West Conference
 University President: Dr. Joel Bloom, EdD
 Director of Athletics: Lenny Kaplan
 Athletic Department Phone: 973-596-3636

WHY THE HIGHLANDERS?

The home of NJIT, University Heights, was formerly known as the Newark Highlands and NJIT's mailing address used to be High Street, until the thoroughfare was renamed in memory of Dr. Martin Luther King, Jr.

In 2006-07, NJIT athletics, in keeping with its move to NCAA Division I, unveiled a new graphic identity, which includes a new Highlanders logo (shown). Developed by CN Foundry for NJIT, the logo depicts the traditional Highlander, whose ferocity and bravery against all odds are the stuff of legend.

MEDIA RELATIONS

NJIT Athletics website: www.njithighlanders.com
 Assistant AD for Sports Information: Tim Camp
 Phone/Email: 973-596-8461/timothy.camp@njit.edu
 Assistant SID: Stephanie Pillari
 Phone/Email: 973-596-8324/pillari@njit.edu

MEDIA INFORMATION

This guide is designed to assist in coverage of NJIT women's basketball. For home matches, the NJIT sports information office will provide an official box score following each game. Coach Steve Lanpher and requested players will be available for interviews on the court following a 10-minute cooling off period. Radio broadcast requests should be made at least 10 business days prior to the contest. Requests for coach and player interviews on nongame days should be made through the NJIT sports information office (973-596-8461).

CREDITS

The 2012-13 NJIT Women's Basketball Media Guide is a production of the NJIT Sports Information Office in cooperation with the Office of Strategic Communications. Written and edited by Tim Camp and Stephanie Pillari. Cover and interior design by Karyn Olsen. NJIT photographs and information courtesy of Office of Strategic Communications. All interior team and action photography by Larry Levanti. Red Bull Arena photo (p. 17) courtesy of Getty Images/RBNY.

ON THE COVER:

Front cover: (left to right): Rayven Johnson, Steve Lanpher, Kim Dweck

Inside back cover: 2012-13 team photo

NJIT is New Jersey's Science & Technology University. With roots going back to 1881, when it was founded as Newark Technical School, New Jersey Institute of Technology observed its 125th anniversary in 2006.

Located in University Heights, Newark, NJ, home to more than 30,000 college students, NJIT's campus is just 10 miles from New York City.

Playing a critical role in shaping New Jersey's future, NJIT, as a major public technological university, is an important pipeline for the flow of technology into society. The university's educational programs prepare students to be leaders in the technology-dependent economy of the 21st century. University researchers seek new knowledge to improve processes and products for industry. Through public and private partnerships and economic development efforts, the university helps to grow new business ventures that fuel the economy.

In recent years, NJIT has put more than \$83 million toward new and improved buildings and facilities on the 45-acre campus, including biomedical engineering labs and a campus center.


Instructional Programs

NJIT offers an ever-expanding array of educational programs, with eight new academic programs approved beginning in 2009-10, which comes after the addition of 14 new programs in 2008. As of 2009, NJIT lists 55 bachelor's degree majors, 53 master's degree programs and 19 doctoral programs — through six schools:

Newark College of Engineering
College of Architecture and Design
College of Science and Liberal Arts
School of Management
Albert Dorman Honors College
College of Computing Sciences

NJIT has 490 full-time faculty; more than 98 percent of whom hold the highest degree in their field. The student-faculty ratio is 16:1, with more than 7,125 undergraduate students and more than 2,825 graduate students. Our students hail from 33 states and more than 100 countries to rank eighth in the nation for diversity. Albert Dorman Honors College enrolls more than 500 students who take advantage of honors courses, research opportunities, advising and mentoring. Honors College students have SAT scores ranking in the top 10 percent nationally.

With more than 44,000 alumni, NJIT is rated by U.S. News and World Report as a top-tier research university offering bachelor's, master's and doctoral degrees.



Research

NJIT's research expenditures totaled more than \$100 million in 2011. As of June 30, 2011, NJIT had 134 issued patents, of which 60 are licensed to third parties.

Strategic Initiatives

The University's 2010-2015 strategic plans identify several focal areas for growth and development in education of young people and professionals.

- Sustainable Systems, including sustainable design, environmental science and engineering, ecology and alternative energy technologies.
- Digital Everywhere, including wireless telecommunications, social networks and cloud computing, network security and financial bubble research.
- Life and Healthcare Science and Engineering, including tissue engineering and adult stem cell research, rehabilitation medicine, biomedical informatics and data mining, and drug development and pharmaceutical manufacturing techniques.

On-going projects designed to enhance campus life and increase residential students on campus by 600:

- Warren Street Village at NJIT, which includes the Dorman Residential Honors College, 6-story facility with residence floors to house 360 honors scholars, as well as a common area with studying and other facilities to be used by commuter and residential honors students alike, designed to increase academic and social collaboration among honors scholars. The complex will also house five duplex town houses for Greek organizations and will have a restaurant, convenience store and a fitness center.
- The Gateway Project, which will integrate development of an enhanced University Heights neighborhood, envisioned with such improved amenities as enhanced housing and new commercial space with shops and restaurants.



Economic Development

NJIT is committed to economic development for Newark and the region. The university operates several outreach centers that provide direct technical assistance to the state's businesses with the goal of helping small and medium-sized companies. NJIT is also the home of New Jersey's oldest and largest incubator facility, and was one of the first institutions in the nation to adopt economic development as a fourth mission element, together with instruction, research and community service. More than 60 technology start-up companies, many of which hire NJIT students, are on campus.

The Career Edge

All 10 of the majors with the highest starting salaries for 2005-06 grads are in engineering, computing and business, according to the National Association of Colleges and Employers.

Computer and data processing services lead the list of the 10 fastest-growing occupations in projections compiled by the U.S. Department of Labor. Computer-related employment is expected to grow 117 percent by 2008, according to the Career Guide to Industries.

As technology changes all fields, those with science and technology backgrounds are positioned to lead. Among the CEOs of the S&P 500 companies, engineering is the single largest undergraduate degree and more than half of CEOs have undergraduate degrees in engineering, business management, science, math and computing.

The Global Edge

The high level of diversity in NJIT's student body and faculty prepares graduates to understand and succeed in the global marketplace. U.S. News ranks NJIT 10th among national universities for campus diversity.

NJIT was named among the top 500 world universities in a study by the Institute of Higher Education, Shanghai Jiao Tong University. Institutions were judged on quality of education, quality of faculty, research output and size; only 170 US institutions were ranked in the top 500.

The Technology Edge

NJIT has been designated as one of the nation's most technologically sophisticated universities by Forbes.com and a Princeton Review survey and the university has received major funding from the National Science Foundation and the National Security Agency in recent years.

The Academic Edge

NJIT has long been a national leader in applying new technologies and approaches to the education experience. NJIT was a pioneer in requiring computer science for students in all majors and the School of Architecture has led innovations in teaching CAD and digital design. The School's innovative "paperless" first-year program was recently cited by Campus Technology Magazine.

Students have a wide range of educational choices in building an interest-tailored program. Among their options are cross-enrolling at neighboring Rutgers to enrich their program with subjects such as music and languages.

NJIT students learn emerging technologies from researchers behind the technologies, developing valuable marketplace skills. Real-world experience through experiential learning makes graduates more marketable, with many co-op opportunities leading to permanent jobs.

The Regional Edge

New Jersey, with America's highest concentration of pharmaceutical, hi-tech, biotech, and medical device companies, is the place to study technology. It has the nation's highest per capita number of engineers and scientists as residents, while also leading in per capita rate of patents issued. Further, the Newark-New York region is a living laboratory for architecture and building sciences, environmental engineering and transportation.





The Research Edge

NJIT has been designated by the State of New Jersey as the Homeland Security Technology Systems Center and NJIT operates the world-renowned Big Bear Solar Observatory.

A History of NJIT

From the Industrial Revolution to the Information Age, New Jersey Institute of Technology has a rich history with its beginnings developing from the industrial age.

In 1881, an act of the New Jersey State Legislature, recognizing an urgent need, sought a home for what would be the state's technical school. The efforts of Newark's public and private sectors resulted with the opening of Newark Technical School, addressing the state's need.

Over time, the university expanded its curriculum and mission. In 1919, the university established baccalaureate programs in three engineering fields. By the middle of the 20th century, Newark Technical School was transformed into the robust Newark College of Engineering.

The post-war period was one of enormous activity with regular expansion of the campus, as well as the introduction of doctoral level programs. In 1975, with the addition of the New Jersey School of Architecture, the institution had evolved into a technological university, emphasizing a broad range of degrees and dedication to significant research and public service. Newark College of Engineering, stronger than ever, remained intact, but a new university name — New Jersey Institute of Technology — reflected the institution's expanded mission.

A broadened mission called for the creation of a residential campus and the opening of NJIT's first dormitory in 1980 began a period of steady growth that continues. Two new schools were established during the 1980s—the College of Science and Liberal Arts (1982) and the School of Industrial Management (1988). The Albert Dorman Honors College was established in 1994, and the newest school, the College of Computing Sciences, was created in 2001. Beginning in 2009 the College of Architecture and Design was created to house the New Jersey School of Architecture and the new school of Art and Design.



Dr. Joel Bloom President

On January 9, 2012, the New Jersey Institute of Technology Board of Trustees voted unanimously to appoint Dr. Joel Bloom as President of the University, effective immediately.

Dr. Bloom, had been serving as Interim President of NJIT since September

28, 2011, following the resignation of the previous president, Robert A. Altenkirch, who had been in that post since July 2002.

Speaking for the NJIT Board of Trustees, Kathleen Wielkopolski said: "It is in the best interest of the university to appoint a president at the earliest possible date to provide stability and continuity to the important work of the university; that is, educating New Jersey's future science and technology leaders, responding to opportunities presented by the governor for workforce and economic development, building NJIT's national academic and research reputation, and proceeding with our ongoing significant fund raising initiatives, specifically, the \$150 million 'NJIT NEXT' campaign."

Bloom, who is NJIT Vice President for Academic and Student Services, as well as founding dean of the Albert Dorman Honors College, is well-positioned to take on this leadership role. Bloom, with a career spanning 20 years at NJIT, is passionate about the university and its students as their education in the sciences, engineering, technology, design and management transforms their future and that of their families.

As Vice President for Academic and Student Services, Dr. Bloom is responsible for eight divisions of the university, including physical education and athletics. In that role, his guidance has been vital in NJIT's transition in intercollegiate athletics to NCAA Division I from Division II, an endeavor that began in earnest following November 2002 discussions among Dr. Bloom, then-President Altenkirch, and Director of Athletics Lenny Kaplan. The transition reached official fruition on September 1, 2009, when the NCAA embraced NJIT as an across-the-board active (full) member of Division I following completion of a rigorous formal process.

Bloom's impact on the university has been significant. Under his watch, student enrollment increased from 7,600 to over 9,500 students, including increases in female and minority students. The average SAT math score is now in the top quarter nationally; Dorman Honors College enrollment increased 70 percent, totaling 685 with combined average SAT scores over 1335 for fall 2011; articulation agreements are currently signed with the state's high-tech high schools and 19 county colleges; and accelerated joint admission agreements exist with UMDNJ Medical and Dental Schools, St. George's Medical School, SUNY College of Optometry and Seton Hall Law School.

In his role as dean of the Dorman Honors College and Vice President for Student and Academic Services, Bloom has been integral in helping to shape the academic plan for the university. Further, Bloom is leading the development of a Dorman Residential Honors College and the planning for a Greek Village in collaboration with Greek alumni and currently enrolled students. Previously, Bloom led the successful effort to raise \$23M for Dorman Honors College scholarships.

Bloom expanded the Center for Pre-College Programs to help prepare students for the rigors of science, mathematics, engineering and technology education; with the college deans and faculty, he expanded honors courses and undergraduate research, established the university's medical and health committee of faculty to advise and assist undergraduate students entry into graduate and professional schools and to coordinate the health-related NJIT disciplines; he increased retention and graduation rates, and planned residence halls that transformed a commuter campus to one with more than 50 percent of the freshmen living on campus.

As the university proceeds to implement a major comprehensive fundraising campaign, "Dr. Bloom brings an understanding of the university, its history and contacts, and will provide the necessary continuity needed at this time," said Trustee Wielkopolski.

Bloom has served the Newark community through his participation in the development of Science Park High School. He has also initiated multiple programs with the Newark Public Schools, most recently with the new Central High School—yielding the largest number of enrolled NJIT

freshmen from the school. For over a decade, he has served as vice chair of the board for Community and Schools, a national dropout prevention program serving Newark and other urban school districts. He is active in many education organizations including The NJ Presidents' Council Executive Board for New Jersey Edgnet and the executive board of the NSF-funded Philadelphia Alliance for Minority Participation.

He has received national and state education awards, as well as federal, foundation and corporate grant awards. He has published journal articles and presented papers on school improvement, curriculum development, college transition and student assessment.

Prior to joining NJIT, Bloom served seven years as an assistant commissioner for the New Jersey Department of Education for the Division of General Academic Education. He was responsible for managing many of the education department's initiatives during Governor Thomas Kean's administration and was responsible for statewide assessment, curriculum standards, math/science/technology education, and the improvement of urban education through piloting the Effective Schools research and Alternative Education programs.

Formerly a teacher and school administrator in New York City Public Schools, Dr. Bloom was also a director of research and instructor at Teacher's College, Columbia University.

He holds a master's degree and a doctorate from Teacher's College, Columbia University. He also earned master's and bachelor's degrees from Hunter College of the City University of New York.

Upon becoming Interim President, Dr. Bloom announced that Jack Gentul, Dean of Students, will serve as Interim Vice President for Academic and Student Services and that Distinguished Professor of Electrical and Computer Engineering, Atam Dhawan, currently the Associate Dean of the Albert Dorman Honors College, will become the Interim Dean.



Charles J. Fey *Vice President for Academic and Student Services*

Dr. Charles J Fey, joined NJIT with 39 years of leadership experience in student services as the new NJIT Vice President of Academic and Student Support Service in September 2012.

Previously, he was Vice President for student engagement and success and a professor in the graduate school at the University of Akron where he managed a \$53 million divisional budget, a student affairs staff of 386 members, supervised three associate vice presidents, two assistant vice presidents plus fund-raised through gifts and grant-writing.

Fey's four years at Akron followed a decade of service at the University of Maryland Baltimore Campus (UMBC), a research extensive university and member of the University System of Maryland. UMBC is best known for its undergraduate honors college. His last position was as vice president for student affairs. More than 20 years of student support service experiences at six other institutions of higher learning preceded this position.

His proudest recent achievement was the creation and management of the Akron Experience, a signature program designed to advance total student learning and engagement to help students make intellectual connections between in-class and out-of-class learning while insuring pathways of success.

While there, he also partnered with the Provost on projects to enhance the equality of student life and the student experience. These efforts resulted in the creation of living/learning communities which were so remarkable that they have received national recognition. The out of the classroom experiences created and implemented by members of his division resulted in Akron being named the "Campus of the Year" award from Campus Activities magazine.

At UMBC, three programs resulted in markedly higher retention and graduation rates--the latter from 54 to 61 percent. He partnered with the provost, faculty members and residence life staff to expand a successful residence hall faculty-mentoring

program and living learning and communities and oversaw the establishment of a learning community for commuter students.

Working with the Provost's Office, he and a Vice Provost developed a first-year experience program featuring a traditional credit-bearing course which resulted in the establishment of an undergraduate education office.

Fey received his EdD in the administration of higher education from Texas A&M University. He received both his BA in liberal arts from Pennsylvania State University as well as his Master of Education in counselor/education/college student personal services. He did post master's degree coursework in business management and higher education at Catholic University.



Lenny Kaplan *Director of Athletics*

Since taking Since taking over as head of NJIT's division of physical education and athletics in August 2000, Lenny Kaplan has been instrumental in guiding NJIT's reclassification to NCAA Division I.

Kaplan helped stabilize and expand a program that was entering its fourth year in Division II when he arrived in Newark.

In late 2002, after discussions with university President Dr. Robert A. Altenkirch and Vice President Dr. Joel Bloom, Kaplan took on the task of steering NJIT's programs into Division I, a process that reached fruition with the NCAA's granting active Division I status, with full championship eligibility effective September 1, 2009.

Throughout Kaplan's tenure, NJIT has enhanced the athletics program, particularly in areas that benefit the student-athletes directly.

The sports offerings have expanded to the current 18 varsity programs. And since 2004, NJIT has renovated its two main on-campus venues—Lubetkin Field at J. Malcolm Simon Stadium at Lubetkin Field and the Estelle and Zoom Fleisher Athletic Center. Further, the Naimoli Family Recreation Center, a 25,600-square foot facility opened early in 2011 enhanced the recreational and intercollegiate opportunities on campus.

The school also signed a 10-year partnership to play all home baseball in the professional Bears and Eagles Riverfront Stadium

and later agreed to host basketball in the new Prudential Center, downtown Newark home of the NHL's New Jersey Devils.

Under Kaplan's leadership, many teams achieved regional and national Division II ranking. Success for several women's teams was unprecedented, with basketball, tennis and soccer all reaching postseason play for the first time in his administration,

Additionally, men's volleyball captured a 2007 divisional championship in the Eastern Intercollegiate Volleyball Association and the next year reached the EIVA playoff semifinals hosted by eventual 2008 national champion Penn State.

Kaplan guided the Highlanders toward further stability with membership in the newly-expanded all-sports Great West Conference, which offers a conference home for 11 of NJIT's varsity sports.

In 2009-10, NJIT's first year as a full active member of Division I, the women's volleyball team and senior Sabrina Baby became the school's first national statistical champions at the Division I level, as team and individual leaders, respectively, digs per set. Baby was honored as the school's first CoSIDA Academic All-America in the Division I era, earning third-team national honors.

Christian Baumbach, a sophomore at the time, made history in 2009 as NJIT's first individual conference champion at the Division I level, when he won the Great West Conference men's cross country race. He also won the prestigious IC4A University Division race in the 101st annual running of that contest.

In 2010-11, the Highlanders earned their first-ever Division I conference team championship when women's tennis captured the Great West title in May.

NJIT's outstanding home facilities will allow it to host conference championships in the Great West Conference and allowed it to host ECAC postseason championships in 2005-06.

Before coming to NJIT, Lenny Kaplan served 11 years at Manhattan College, where he began as Manhattan's director of operations and was assistant athletics director from 1991-2000.

Kaplan, a 1988 graduate of St. John's University with a degree in athletics administration, resides in Merrick, NY, with his wife, Nancy, and their sons, Michael and Joshua.

Sports Medicine

NJIT sports medicine is moving forward with expanded facilities and a staff of three full-time trainers led by head trainer Matt Koscs, MS/ATC, with assistant trainers Paul Grayner, MEd/ATC, and Sandra Brendle, MEd/ATC. They work with team physicians Louis Rizio, MD, and Stephen Matta, DO.

Matt Koscs, who earned both his bachelor's and master's degrees from the University of Delaware, has served NJIT as head trainer since July 2009, a year after he joined the staff as an assistant trainer. As an undergrad at Delaware, he was recipient of the Paris Delligatti Memorial Award for Excellence in Athletic Training.

Prior to NJIT, he served three years as head trainer at Hodgson Vocational Technical High School in Newark, DE. He also worked with soccer clubs in Delaware and was employed at Christiana Care Physical Therapy Plus, in Newark, DE.

Paul Grayner, who holds a bachelor's degree from Saint Leo College in Florida and a master's from American University in Washington, DC, has a diverse background in athletic training, having served at the college and professional levels, as well as in a fitness center setting. He joined the NJIT staff late in 2008.

From the mid-1970s to the mid-1980s, he was a trainer in the minor league systems of the New York Yankees and New York Mets and in 1984 he was assistant trainer with the Mets. He later worked with the Long Island Knights professional basketball team.

At the collegiate level, he was head trainer at Fairleigh Dickinson University in Teaneck, NJ from 1989 to 1998 and earlier worked as an assistant trainer at Hofstra, Adelphi and FDU.

Brittany Vorndran, who joined the NJIT staff as an assistant athletic trainer in the summer of 2012, earned her bachelor's degree, majoring in athletic training, from Bridgewater (MA) State College in 2010 and was the school's 2008-09 Athletic Training Student of the Year.

She earned her master's in Kinesiology at James Madison University in Harrisonburg, VA, in May 2012. At James Madison, she worked with the cross country, track and field, tennis and cheerleading teams.

A resident of Millville, NJ, she has worked as a substitute teacher for the Millville Board of Education

Dr. Louis Rizio is a board certified orthopedic surgeon and is fellowship trained in the field of sports medicine. He is a graduate of Rutgers and after earning his medical degree from the UMDNJ/New Jersey Medical School, Dr. Rizio completed his orthopedic residency at Tufts University in Boston.

He then completed a sports medicine fellowship at the University of Miami and was assistant team physician of the Hurricanes, as well as the Miami Dolphins, the Miami Hurricanes.

Dr. Rizio practices at the New Jersey Sports Medicine Institute in Livingston, NJ. Prior to starting his own practice, Dr Rizio was the Chief of Sports Medicine at the NJ Medical School from 2000-2005. He is affiliated with four New Jersey hospitals: St. Barnabas Medical Center (Livingston); Short Hills Medical Center (Short Hills); Mountainside Hospital (Montclair); and, Overlook Hospital (Summit).


Dr. Stephen Matta, who is board certified in family medicine, currently specializes in primary care sports medicine at Mountainside Hospital in Montclair, NJ, a post he assumed after three years in the family practice residency program at Valley Baptist Medical Center in Harlingen, TX. He is a 2007 graduate of a five-year DO/MBA dual degree program with Philadelphia College of Osteopathic Medicine for his medical degree and Saint Joseph's University for an



Matt Koscs



Paul Grayner



Brittany Vorndran



Dan Huff

MBA in healthcare administration. He is a 2002 magna cum laude graduate of Duquesne University in Pittsburgh, with a BS in honors chemistry. He and his family reside in Belleville, NJ.

Strength and Conditioning

Strength and conditioning is a key part of a successful Division I program, with an eye toward maximizing individual and team performance in competition. The strength and conditioning coach also works closely with the Athletic Training Staff in the areas of injury prevention and injury rehabilitation.

The 2008-09 year brought another dimension to NJIT athletics with the hiring of *Dan Huff*, CSCS, as the program's first full-time strength and conditioning coach. In addition to the hiring of a full-time coach to coordinate the strength and conditioning, NJIT renovated the weight rooms and purchased new equipment, with the area dedicated to use by the Highlander teams.

Huff previously served five years as strength and conditioning coordinator at Fairleigh Dickinson University in Teaneck, NJ, from 2003 to 2008, working with an 18-sport NCAA Division I program.

Huff was Sports Performance Director for Velocity Sports Performance in Wall, NJ, immediately before accepting his position at NJIT. He is a graduate of William Paterson University of New Jersey. He holds numerous certifications.

ADMINISTRATION



Sandra Taylor



Elizabeth Bookwalter

Academic Enrichment

NJIT's Center for Academic and Personal Enrichment (CAPE) added a new component in 2007 with the addition of an Associate Director position that was created for the specific purpose of serving the needs of NJIT's student-athletes.

The position focuses on five key areas: academic support, career development, personal development, leadership and community service including the Student-Athlete Advisory Committee and CHAMPS Life Skills for NJIT's nearly 300 student-athletes.

Sandra Taylor filled the post in January 2010, having previously spent her professional career at Manhattan College, which is also her alma mater.

Working at Manhattan, a founding member of the Metro Atlantic Athletic Conference, Taylor was most recently Associate Director of Athletics and Senior Woman Administrator, filling those posts from 1996 to 2010.

For much of that time (1995-2003), she was Chief Athletic Department Compliance Officer. She began her service at Manhattan as Athletic Department Ticket Manager, serving in that capacity from 1993 to 2003.

She served on numerous NCAA, conference and internal college committees, including service on the NCAA Division I Management Council from 2004 to 2007 and as chair of the NCAA Women's Lacrosse Committee from 2002 to 2006.

She earned both her bachelor's degree in secondary education and her master's degree in special education from Manhattan College and is a doctoral candidate in educational leadership at St. Mary's University in Winona, MN.

Sandra and her husband, Ken, who is Associate Commissioner for Men's Basketball and Baseball at the MAAC, reside in Monroe Township, NJ, with their daughters, Katherine, who was born in May 2004, and Samantha, who was born in July 2009.

New to the staff in 2011-12 is *Elizabeth Bookwalter*, the eligibility certification officer/academic advisor, who brings a wealth of experience to her post at NJIT.

Most recently before coming to NJIT, she worked from March 2009 to 2011 in the NCAA Eligibility Center as Associate Director of Client Relations/Coordinator of Customer Service.

She is a journalism graduate of The Ohio State University and she earned her master's degree from the University of Tennessee with a concentration in sport management.

At Ohio State, she was a student intern in the Athletic Communications Office and she was a graduate assistant for compliance at Tennessee, while also working as a project leader/project assistant for the legal firm Vorys, Sater, Seymour and Pease, LLP.

She began full-time work in NCAA compliance at American University in Washington, DC, in 2006, before joining the compliance office at Florida State University, where she served from September 2006 to March 2009.

NJIT's Center for Academic and Personal Enrichment, headed by Dr. Marybeth Boger, is a resource available to all students within NJIT's Student Services Division. The CAPE provides academic support services and activities to enhance students' academic and professional development and it works with academic and administrative departments to help students develop the necessary analytical and problem-solving skills to become independent learners.

CAPE provides tutoring, student success workshops and testing accommodations.

ATHLETICS SENIOR STAFF



Alexis Schug

Assoc. Director of Athletics/SWA
(973) 596-8452 schug@njit.edu



Joe Caiola

Asst. Director of Athletics/Business & Facilities
(973) 642-7224 caiola@adm.njit.edu



Tim Camp

Asst. Director of Athletics/Sports Information
(973) 596-8461 timothy.camp@njit.edu



Marion Johnson

Asst. Director of Athletics/Compliance
(973) 596-5278 johnsonm@adm.njit.edu



Uju Nwankwo

Beginning on September 1, 2009, the entire NJIT athletics program officially gained across-the-board active membership in NCAA Division I, completing a process that began officially in 2003.

NJIT, its teams, and student-athletes enjoy the full benefits of Division I membership, including eligibility for Division I postseason championship competition and the inclusion of the Highlanders among the national Division I leaders in statistics maintained by the NCAA.

Within months of NJIT's active Division I membership, the school won its first national Division I statistical championships, as women's volleyball player Sabrina Baby led the nation in digs per set, while she and her teammates captured the team digs crown for digs, as well.

The NCAA's decision making NJIT a full member of Division I completed a specific timetable that required NJIT and its Department of Athletics to meet a series of annual benchmarks before proceeding to the next step.

NJIT, which previously competed in NCAA Division II, first moved to reclassify its men's soccer program in 2003. The move grew out of November 2002 meetings among President Robert A. Altenkirch, Vice President Joel Bloom, and Director of Athletics Lenny Kaplan. From there, came a proposal from Dr. Altenkirch to the Board of Trustees, which unanimously approved in February 2003 a plan to reclassify men's soccer to Division I. Little more than two years later, the NCAA approved NJIT's proposal to begin advancing its entire program to Division I.

Men's soccer achieved active Division I status in 2005 and NJIT women's soccer became postseason-eligible in 2007. The remainder of NJIT's athletics program also began reclassifying in 2005, with active status taking longer for an entire program than under the single-sport-per-gender track used for the two soccer teams.

In 2005-06 the lion's share of the competition for all but men's soccer came at the Division II level. In 2006-07, 2007-08, and 2008-09, NJIT's teams competed at the Division I level and complied full with NCAA Division I rules, but were not eligible for championships at the top level.

Every facet of the program has been enhanced in the reclassification, with a special emphasis placed on student-athlete welfare. Facility upgrades have gone along with sports medicine staff expansion, a strength and conditioning program, and academic enrichment. NJIT has also built a model NCAA Division I rules

compliance regimen within its athletics program and across the entire university.

A key late benchmark in reclassification came in the spring of 2009, with NJIT's successful completion of the NCAA Division I certification self-study. An in-depth project that takes approximately one year to complete and involves an on-campus visit from a Peer Review team, Division I certification, renewable every 10 years, is required of all active Division I institutions.

"We completed a major milestone in demonstrating that we have the infrastructure in place and the commitment to compete at the highest levels, not only academically but now athletically as well," said Dr. Altenkirch, who made upgrading athletics a priority from the beginning



Alyssa Albanese

of his tenure as the seventh President of NJIT in May 2002.

Professor Robert English, the NCAA Faculty Athletics Representative and Interim Dean of the School of Management, added, “I am very impressed with NJIT’s student-athletes who have worked hard to meet the challenge of the heightened level of Division I competition and at the same time continued to excel academically, with many athletes earning academic honors and awards and several earning perfect 4.0 GPAs during the semester of competition.”

Further, the NJIT Board of Trustees embraced the transition to Division I as part of the university’s strategic plan to enhance the quality of campus life in NJIT’s transition to a residential university.

Going back to early announcements of NJIT’s NCAA reclassification plans, Altenkirch stated: “As NJIT continues to grow academically, and as a residential university, strengthening the athletics program through the transition to Division I will allow us to align the university with our academic peers.”

Already, NJIT’s teams have competed throughout the United States, taking on opponents from schools that are instantly recognizable for their stature in academics and athletics.

NJIT teams and student-athletes have faced opponents from seven of the eight Ivy League schools (all except for Brown, which will be the opening opponent for Highlander women’s basketball in 2011-12) and all eight Patriot League schools, including Army and Navy, Bucknell, Lafayette, and Lehigh.



Kim Dweck

In addition, Highlander teams have taken on squads from such famed conferences as the Atlantic Coast Conference, Big East Conference, Big Ten Conference, Big 12 Conference, and Pac 10 Conference.

Two high-profile opponents--Maryland in men’s soccer in 2005 and Penn State in men’s volleyball in 2008—won national championships following the same regular seasons in which they faced NJIT.

The Highlanders have also competed against members of all of the conferences based in the Northeastern and

Mid-Atlantic regions of the United States, including America East, Atlantic 10, Colonial, Metro Atlantic, Mid-Eastern, and Northeast.

The eighth New Jersey-based institution in Division I, NJIT has competed against all seven of its home state peers, including Big East programs Rutgers and Seton Hall.

NJIT’s longest-established Division I program, men’s soccer, gained its first win against a Big East foe in 2008, defeating Rutgers a year after topping San Diego State for the Highlanders’ first win over a Top 25-ranked team.

NJIT began play as a core member of its first Division I conference, the Great West Conference, which began full competition in 2009-10. In the spring of 2011, the second season for the GWC, the Highlanders celebrated their first Division I team championship, when women’s tennis captured the Great West title.

With its place in Division I officially certified by the NCAA, NJIT looks ahead to continued growth. That outlook is consistent with President Altenkirch’s frequently expressed view that, “the transition to Division I is just that, a transition, a process rather than an event.”

For his part, Director of Athletics Lenny Kaplan said: “We are looking forward to being a solid and successful member of Division I and we are excited by the opportunity to write a new chapter in the history of NJIT athletics.”

The New Jersey Institute of Technology teams play home games and practice in a combination of facilities on campus and off.

The on-campus facilities include Lubetkin Field at J. Malcolm Simon Stadium for outdoor sports and the Estelle and Zoom Fleisher Athletic Center for indoor sports. In addition, NJIT in 2011 opened is the Naimoli Family Athletic and Recreational Facility, a multi-purpose indoor facility on the site of the former outdoor tennis courts.

Off-campus venues include Bears and Eagles Riverfront Stadium, a professional minor league stadium that is the home of NJIT baseball; the Prudential Center, home of the NHL Devils and NBA Nets, which has hosted selected NJIT basketball games; and, Branch Brook Park in Newark and Van Cortlandt Park in the Bronx, home sites for NJIT cross country. All except for Van Cortlandt Park are less than two miles from the NJIT campus.

Lubetkin Field at J. Malcolm Simon Stadium

The men's and women's soccer teams play their home games and practice on campus at Lubetkin Field at J. Malcolm Simon Stadium, a first-class venue for college soccer.

The field on the west end of NJIT's University Heights campus is an all-weather facility, with 24/7 availability for competition or practice. Outfitted with SprinTurf artificial grass in the summer of 2004, Lubetkin Field at J. Malcolm Simon Stadium also includes lighting for night contests, bleacher seating for more than 1,000 spectators, a press box and scoreboard.

The fully-enclosed facility, with its entrance a few feet opposite the entrance of the indoor Estelle and Zoom Fleisher Athletic Center, can take its place alongside any college soccer facility in the Northeast.

The home of Highlanders soccer served as the host site for the first-ever Great West Conference women's soccer championship tournament in November 2009. Previously, NJIT hosted the three-day 2005 ECAC Division II women's soccer championship tournament.

In the fall of 2005, when the Northeast was hit with record rainfall, games went on without a hitch at Lubetkin Field, thanks to the quality of the surface. Indeed, with the rain disrupting schedules around the region, some crucial Big East contests involving Seton Hall were moved to NJIT's home field. Those games, too, went off without a hitch.

Estelle and Zoom Fleisher Athletic Center

The NJIT men's and women's basketball teams and men's and women's volleyball teams play their home games in the Fleisher Athletic Center gymnasium, while the swimming team competes and practices in building's pool. The Fleisher Center also houses intercollegiate fencing, as well as all athletic department offices, varsity and general weight and fitness rooms, and the athletic training room.

In the summer of 2006, the gym underwent renovation to include installation of a new floor and baskets, new lighting, new sound system and new scoreboards, along with entirely new seating for approximately 1,500 spectators after the first phase of renovation. The back bay 'C gym' can be sectioned off from the main competition floor, making the facility useful for intramurals, physical education classes and campus recreation time, while being able to host multiple simultaneous events.

A six-lane swimming pool in Fleisher Athletic Center is home to the NJIT swimming team. Fencing has its own area on the second floor of the building.

In addition to all athletic department offices, the Fleisher Athletic Center also houses the sports medicine staff in the Athletic Training Room and the varsity weight room, supervised by the head strength and condition coach. The building's third floor is home to a fitness center, which is open for use by all students and staff.

The Naimoli Family Athletic & Recreation Facility

Opened in 2011, the facility is approximately 25,600 square feet. The Naimoli Family Center will be a multi-purpose space for athletics, community recreation, and gatherings involving large numbers of people.

Built on top of the old outdoor tennis courts adjoining the Fleisher Athletic Center, construction of this new building has been made possible, in part, by a generous gift from Vincent Naimoli '62, Chairman and CEO of Anchor



Lubetkin Field at J. Malcolm Simon Stadium



Women's basketball locker room at Estelle and Zoom Fleisher Athletic Center

Industries International and Chairman Emeritus/Founder of the Tampa Bay Rays major league baseball team.

The facility houses courts for tennis and is available for other athletic and recreational activities, including practice for basketball and volleyball. It is heated and air conditioned, with flooring appropriate for the intended athletics and recreational activities.

Its indoor tennis courts offer vital year round practice and playing opportunities for NJIT's intercollegiate tennis teams, which have been consistently successful in the transition to Division I. In 2011, the women's tennis team became NJIT's first conference championship team in the Division I era.


Bears and Eagles Riverfront Stadium: Home of the NJIT Highlanders

Joe Torre, then the manager of the New York Yankees, visited New Jersey Institute of Technology on December 8, 2005 to herald a new partnership between NJIT's baseball team, the Highlanders, and the Newark Bears.

Torre, a friend of the Bears and of college baseball, was on hand as the Highlanders signed a 10-year contract to play their home games at Bears & Eagles Riverfront Stadium in Newark.

"I think this partnership is nothing but aces," Torre said during a press conference at NJIT. "It's a partnership between two class organizations that will make for nothing but a lot of fun for everyone."

For the previous two years, the Highlanders played their home games at the stadium. But the team's longer-term commitment to play at the stadium came as NJIT elevated its baseball program to Division I.



Bears and Eagles Riverfront Stadium

"NJIT is bringing Division I baseball to this great stadium," said NJIT President Robert A. Altenkirch, "which will generate the highest level of excitement. It's a great partnership that allows NJIT to play intercollegiate baseball in a great facility, maybe the best for college baseball in the country."

Bears and Eagles Riverfront Stadium, the \$30 million state-of-the-art home of the Newark Bears, officially opened to the public on July 16, 1999.

With a seating capacity of 6,200 Bears and Eagles Riverfront Stadiums affords everyone in attendance an up-close view of the action. The ballpark also has 20 luxury suites, a picnic area, a party deck, a concert stage situated behind the outfield wall and a major league-caliber press box featuring two radio booths and two television booths.

The name, Bears and Eagles Riverfront Stadium, honors Newark's rich baseball history. The original Bears were a farm team for the New York Yankees up until 1949 and the Eagles were a very successful Negro League team that played in Newark until 1950.



Prudential Center

In October 2007, the Prudential Center ushered in a new era in sports and entertainment in Newark and the entire northern New Jersey area.

Prudential Center is the cornerstone in the revitalization and renaissance of downtown Newark. In addition to the arena, Newark will soon add scores of condominiums, restaurants, themed bars and mixed retail establishments. Prudential Center, one of the finest arenas in the country, is New Jersey's home for hockey, basketball, concerts and numerous other events.

A public/private partnership between the City of Newark and Devils Arena Entertainment made the \$375 million Prudential Center a reality that is changing the face of downtown Newark and making it a destination place for sports and live entertainment in the region.

"The Rock" is located about a mile from NJIT's University Heights campus and is known best as the home of the National Hockey League New Jersey Devils and the former home of the National Basketball Association New Jersey Nets.

The arrival of the spectacular Prudential Center nearly coincided with NJIT's arrival as an NCAA Division I institution--the first in Newark and the newest in New Jersey in more than 20 years. The Rock opened one year after NJIT began Division I competition as part of its NCAA reclassification which is now complete.

In the arena's inaugural year, NJIT played host to six basketball games on four dates, including four men's basketball games and two women's games. Included was the first women's basketball game in the building's history, when the Highlanders entertained Cornell on January 15, 2008.

The Highlanders hosted additional basketball games in subsequent years and have played there each year of the building's existence. Further, NJIT's club ice hockey team plays all of its home games

in the full-size Devils practice rink facility (AmeriHealth Pavilion), which adjoins the main arena and has an 800-seat capacity. And one of the special events held in the main arena is NJIT's annual commencement.

Branch Brook Park and Van Cortlandt Park

A hallmark of the NJIT cross country program under veteran coach Al Alonso is its ability to host cross country competition that have made Highlander-sponsored races a popular destination for schools from throughout the New York/New Jersey area.

In 2009, NJIT hosted the Great West Conference championships at Van Cortlandt Park in the Bronx, and the course, which is home to some of the most prestigious events in the sport, is also the home venue for other annual NJIT-hosted races. Branch Brook Park, which is a public park of Essex County, reaches into several towns, including Newark, with the park entrance less than a mile from the NJIT campus.

ABOUT NEWARK



Newark: The Renaissance City

NJIT is located in the heart of New Jersey's largest city, Newark, with a population of over 300,000, making it the 65th-largest city in the United States. A major urban center, Newark is a city on the move.

Attractions in Newark include:

- **The Prudential Center, a major indoor entertainment and sports venue housing New Jersey Devils hockey, New Jersey Nets basketball, major concerts and other premier events**
- **New Jersey Performing Arts Center**
- **The Newark Museum**
- **The Newark Public Library**
- **Symphony Hall**
- **Branch Brook Park**
- **Art galleries, restaurants, shopping**
- **The Ironbound neighborhood, renowned for its dining and vibrant nightlife**
- **An urban architectural laboratory**
- **Professional minor league baseball (Newark Bears)**

Newark: New Jersey's College Town

Some 30,000 undergraduate, graduate, and professional students attend classes in the University Heights section, which is home to NJIT, Rutgers-Newark, the University of Medicine and Dentistry of New Jersey (UMDNJ), and Essex County College.

Adjacent to NJIT to the east, is the Newark campus of Rutgers University and the two schools enjoy an exceptionally close and productive relationship. NJIT and Rutgers students have library privileges at both campuses. NJIT students may also enrich their educational experience by enrolling in Rutgers-Newark courses and in full degree programs in disciplines not offered by NJIT, such as art, music, geology, and psychology.

Each year, the two universities co-sponsor a common season of theatrical productions, as well as 'World Week,' a joint program of honors colloquia, and a variety of other cultural and social activities.

NJIT also enjoys a cooperative relationship with its neighbor to the west in the University Heights area, UMDNJ, with several joint degree programs.

New Jersey/New York Metropolitan Region

NJIT and Newark are a part of a region that is a magnet not only to the rest of the United States, but also to the world.

In Newark and neighboring northern New Jersey alone, attractions such as the Prudential Center, New Jersey Performing Arts Center, Meadowlands Sports Complex, Red Bull Arena, Liberty Science Center, and numerous others are minutes away by car and in most cases accessible by public transportation. Literally dozens of shopping malls are within a 20-minute drive of Newark, as well.

Midtown Manhattan, with all that it and the rest of New York City offer, is less than 15 miles from the NJIT campus.

NJIT students have regular access to discount tickets for Broadway shows, museums, concerts, and sporting events.

The school also sponsors weekend trips throughout the northeastern United States, with activities such as skiing, boating, swimming, hiking, and more.

The spectacular Jersey shore is less than an hour away by car and winter sports are within a couple of hours drive to the west and north.

NJIT, with its campus in Newark, NJ, sits in a region that abounds with major professional sports unlike any other in the United States and perhaps in the world. There are nine teams in the major professional leagues (MLB, NFL, NBA, and NHL) located in New York City, northern New Jersey and Long Island.

Only one of nine major teams is more than 25 miles from Newark, but most, including the New Meadowlands Stadium (Giants and Jets NFL football), Madison Square Garden (NBA Knicks, NHL Rangers), are much closer.

The three closest professional sports venues (listed below) are within three miles of NJIT's campus and can be accessed in a matter of minutes at low cost by public transportation, beginning with Newark Light Rail, from campus.

Prudential Center

The home of the National Hockey League New Jersey Devils and the New Jersey Nets of the National Basketball Association is in downtown Newark at the corner of Mulberry and Edison streets, about one mile from the NJIT's University Heights campus.

Opened in October 2007, 'The Rock' is the centerpiece of the city's Downtown Core Redevelopment Project. In addition to NHL hockey and NBA basketball, it has hosted numerous entertainment and sporting events, including NJIT basketball.

NJIT played basketball in the Rock in the inaugural year and in each year since. Indeed, NJIT hosted the first women's basketball game ever played in the Prudential Center on January 15, 2008 (NJIT vs. Cornell).

The arena, with full-capacity seating for 18,500 spectators, features a 4,800 square-foot exterior LED screen, as well as the latest in ice-surface technology and a gourmet restaurant overlooking the ice for Devils games. The building contains 850,000 square feet of space, 9,000 tons of steel, eight million pounds of structural steel and 25,000 cubic yards of concrete.





Red Bull Arena

Located in Harrison, NJ, just across the Passaic River from Newark and less than three miles from the NJIT campus, the new home of the New York Red Bulls (opened in March 2010) sets the standard for soccer venues across North America.

The state-of-the-art soccer-specific facility is a major component of a multi-billion dollar development.

Red Bull Arena has a number of key design elements which give its seating bowl a close-to-the-action feeling and the unique stadium roof design extends from its leading edge over the entire seating bowl and then curve down to the concourse.

The overall seating capacity for soccer is 25,000, including 30 luxury suites (20 lower level and 10 upper level) and 1,116 club seats. Other amenities include three stadium clubs and two retail outlets.



Bears and Eagles Riverfront Stadium

Bears and Eagles Riverfront Stadium, the \$30 million state-of-the-art home of the professional baseball Newark Bears and since 2004 the home of NJIT Highlanders baseball, officially opened to the public on July 16, 1999. With a seating capacity of 6,200, "The Den" affords fans an up-close view of the action. The ballpark also has 20 luxury suites, a picnic area, a party deck, a concert stage situated behind the outfield wall and a major league-caliber press box.

In December 2005, NJIT and the Bears held a joint press conference to herald a new partnership that includes a 10-year deal that extends Bears and Eagles Riverfront Stadium as the home of NJIT Highlanders baseball.



COACHING STAFF

HEAD COACH STEVE LANPHER



Steve Lanpher, a veteran of nearly 20 years coaching girls and women's basketball and most recently the women's basketball associate head coach at the University of Massachusetts, was named as the new head women's basketball coach at New Jersey Institute of Technology in July of 2012.

Lanpher (pronounced Lan-FEER), who has been a head coach at the high school, junior college and at the four-year college level in NCAA Division III, has seven years experience as either an assistant coach or associate head coach at the NCAA Division I level.

In 2006, he became an assistant coach at the University of Vermont, beginning a six-year association with head coach Sharon Dawley, who promoted him to associate head coach for his last two years at Vermont and hired him as associate head coach at UMass, when she was named head coach there in 2010.

Vermont's combined record in Lanpher's four years on the staff there was 91-40. In his second year with the Catamounts, they finished 24-9 and advanced to the second round of the Women's National Invitation Tournament in postseason. The next two years, they were America East Conference champions, reaching the NCAA Division I Tournament in both 2009 and 2010. The 2009 team finished 21-12 and the 2010 team was 27-7, including a win in the first round of the NCAAs.

At UMass, Lanpher assisted Coach Dawley in the first two years of work toward building a championship-quality program in the rugged Atlantic 10 Conference.

"Steve is a great guy and I'm going to miss him and his family," said Dawley, the UMass head coach of her former top assistant. "I'm thrilled that he's getting this opportunity to take over his own program. He's passionate about basketball and developing great relationships with the student-athletes. He's passionate about them excelling in the classroom, as well as on the basketball court."

A 1987 graduate of College of St. Joseph in Rutland, VT, with a bachelor's degree and a master's degree three years later, Lanpher began his coaching career with a three-year stint as head girls basketball coach at West Rutland High School. He returned to the College of St. Joseph as women's basketball coach in 1993-94, before serving in the United States Army as a Ranger in the First Ranger Battalion in Savannah, GA.

Returning to civilian life, he was the head coach of a startup women's junior college program at Dean College in Massachusetts, where he was Region XXI Coach of the Year in 1998. From Dean, he moved to Pratt Community College in Kansas, where he led the team to 18 wins in his second year, a 10-win improvement over the first year.



COACHING STAFF



Entering the Division I college ranks for the first time in 2001 as an assistant coach at Lamar University in Texas, he spent a year there before returning to Vermont as head coach at Division III Norwich University, where his four-year mark was 93-28. The records in the last two of his four years at Norwich were 25-4 in 2004-05 and 25-5 in 2005-06. At Norwich, he was a finalist for New England Coach of the Year and was conference co-Coach of the Year, with his team leading the nation in scoring defense one year and advancing to the second round of the Division III national tournament.

In naming Lanpher to lead the fortunes of NJIT women's basketball, Lenny Kaplan, the Director of Athletics, cited the coach's background. "We were looking for someone who had been a part of multiple successful programs," said Kaplan. "Steve's head coaching experience, particularly at Norwich, combined with his work at Vermont and UMass helped make him a great fit for us. We look forward to his guiding our program toward new levels of success in Division I."

Said Lanpher, the new coach of the Highlanders: "I am both humbled and honored to be selected as the next women's basketball coach at NJIT. I

would like to thank President (Dr. Joel) Bloom, (Vice President) Dr. (Jack) Gentul, the entire search committee, and especially Lenny Kaplan for the faith and trust they have shown me. I am extremely excited about leading the women's basketball program to greater heights, both on and off the floor. I will work tirelessly to make our program one of honor, pride and respect and a source of pride for the entire NJIT community."





COACHING STAFF

ASSISTANT COACH MARK McCALEB



Mark McCaleb joined the NJIT women's basketball staff in July 2012.


McCaleb has served as both an assistant and a head coach at the collegiate level, beginning in 1996. He has been an assistant at three different Division I programs (Central Connecticut, Northeastern,

and Delaware) and was a successful head coach in a seven-year stretch, beginning in 2003-04 at Division III Saint Joseph's (Maine) and continuing in the ensuing six years at Division II Bridgeport. Most recently, he was an assistant coach in 2011-12 at Division III Springfield.

McCaleb earned his master's degree from Springfield after graduating from the University of Massachusetts with a bachelor's degree in 1989.

At Bridgeport, McCaleb took over a program that was 3-24 overall in 2003-04, the year before he took over, and led a stunning 19-win leap to 22-9 in his first season at the helm.

McCaleb guided Bridgeport to two NCAA Tournament appearances (2004-05 and 2009-10), posting a 103-71 record, including a 20-10 mark in his final season (2009-10). His record at Saint Joseph's was 13-12, giving him a seven-year head coaching mark of 116-83.



In his most recent Division I stop in 2010-11, he assisted at Delaware, which won 20 games and reached the Women's National Invitation Tournament. He assisted at Central Connecticut from 1996 to 2001 and at Northeastern from 2001 to 2003.

ASSISTANT COACH LA KEA JONES



La Kea Jones joined the NJIT women's basketball coaching staff in the summer of 2010 after two one-year stints as an assistant at Division I programs Mount Saint Mary's University (2008-09) and Southeast Missouri State University (2009-10).

At Southeast Missouri State, her team was honored by its peer players and coaches in the Ohio Valley Conference with the conference's team Sportsmanship Award. The 2009-

10 Redhawks were the fourth-youngest Division I team in the nation, with nine freshmen on the roster.

While at Mount St. Mary's she helped coach the team to a 14-16 record, a six-game improvement from the previous year and the best record for the program since the 2000-01 season.

Her duties included assisting in the development of both guards and post position players, scouting, film exchanges, editing game film, recruiting as well organizing travel and team meal



arrangements.

She moved into coaching after a four-year Division I playing career for Virginia Commonwealth University, where she started every season at point guard from 2004 to 2008.

She graduated with rankings in the VCU

program's top 10 in five career categories. She was first in games played (121, with 109 starts) and minutes played. She ranked third all-time in assists, with 424, including 159 assists during her senior year, which ranks fifth on the school's single-season charts. She also ranked eighth in career steals, with 177, and 10th in career three-pointers made.

During her senior season she played in a school record 1,129 minutes.

Jones averaged a career-high 8.5 points per game as a sophomore. Her senior year she averages were 4.2 ppg, 4.7 assists and 1.9 steals per game. Her 159 assists during her senior campaign led the Colonial Athletic Association. She recorded 31 double-digit scoring games in her career.

Jones posted a 67-54 career playing record with the VCU Rams and helped the program to its second postseason berth and best record in program history in her senior campaign.

Virginia Commonwealth finished the 2007-08 season with a 26-8 mark, made an appearance in the school's

COACHING STAFF

first-ever CAA Championship Game and advanced to the second round of the Women's National Invitational Tournament, the deepest trip into postseason in program history.

Jones graduated with a bachelor's degree in criminal justice from Virginia Commonwealth in 2008.

She is from Fort Washington, MD, and graduated from National Christian Academy there before heading to college in Virginia.

She resides in Jersey City, NJ.

ASSISTANT COACH EPIPHANY SMITH



Epiphany Smith is in her first full-time college coaching position, having joined coach Steve Lanphers' NJIT staff in the summer of 2012.

Smith, who represented two colleges on the basketball court, earned her degree from Saint Anselm College (New Hampshire) receiving her BS in Natural Science in May 2012.

A one-year starter and captain at Division I Texas-Pan American, Smith was named Independent Newcomer of the Year and all-Independent All Star in 2008-09, leading the Broncos with 4.3 assists per game and ranking second with 10 points per game.

She completed her playing eligibility at Division II Saint Anselm College in 2012, playing three seasons for the Hawks. A Northeast-10 second team all-conference

selection, Smith led the Hawks with 14.3ppg and 3.4apg while ranking second in the league in three-pointers made per game in 2009-10.

Smith worked as an instructor at clinics conducted by Kate Connolly Basketball Clinic and Saint Anselm's Women's Basketball Clinic.

"I am very pleased to have Epiphany join our coaching staff at NJIT," first-year head coach Steve Lanpher stated. "She played with passion, energy and integrity, which I look forward to her bringing these same attributes to NJIT."





2012 ROSTER

NUMERICAL

NO.	NAME	YR.	HT.	POS.	HOMETOWN/HIGH SCHOOL
2	Kim Tullis	So.	5-9	G	Silver Spring, MD / Our Lady of Good Counsel
3	Alyssa Albanese	So.	5-3	PG	Fort Washington, MD / Elizabeth Seton
4	Sarah Olson	So.	5-9	G/F	Freehold, NJ / Howell
5	Rayven Johnson	Sr.	5-8	G	Rahway, NJ / Bloomfield Tech
10	Melanie Griffin	Sr.	5-6	G	Willingboro, NJ / Willingboro
11	Nicole Maticka	So.	6-3	C	Bratislava, Slovakia / Life Center Academy (Burlington, NJ)
12	Kimberly Dweck	Sr.	5-5	PG	Cortlandt Manor, NY / Our Lady of Lourdes
13	Denisa Domiterova	So.	5-9	G	Zvolen, Slovakia / Sports Gymnasium BB
14	Martina Matejcikova	So.	5-11	F	Banska Bystrica, Slovakia / Sports Gymnasium BB
15	Jelena Zoric	Sr.	5-10	G	Belgrade, Serbia / The Patterson School (North Carolina)
22	Nyasia Davis	Fr.	6-2	F	Roselle, NJ / Abraham Clark
50	Uju Nwankwo	Jr.	6-0	F	Bloomfield, CT / Northwest Catholic

ALPHABETICAL

NO.	NAME	YR.	HT.	WT.	HOMETOWN/HIGH SCHOOL
3	Alyssa Albanese	So.	5-3	PG	Fort Washington, MD / Elizabeth Seton
22	Nyasia Davis	Fr.	6-2	F	Roselle, NJ / Abraham Clark
13	Denisa Domiterova	So.	5-9	G	Zvolen, Slovakia / Sports Gymnasium BB
12	Kimberly Dweck	Sr.	5-5	PG	Cortlandt Manor, NY / Our Lady of Lourdes
10	Melanie Griffin	Sr.	5-6	G	Willingboro, NJ / Willingboro
5	Rayven Johnson	Sr.	5-8	G	Rahway, NJ / Bloomfield Tech
14	Martina Matejcikova	So.	5-11	F	Banska Bystrica, Slovakia / Sports Gymnasium BB
11	Nicole Maticka	So.	6-3	C	Bratislava, Slovakia / Life Center Academy (Burlington, NJ)
50	Uju Nwankwo	Jr.	6-0	F	Bloomfield, CT / Northwest Catholic
4	Sarah Olson	So.	5-9	G/F	Freehold, NJ / Howell
2	Kim Tullis	So.	5-9	G	Silver Spring, MD / Our Lady of Good Counsel
15	Jelena Zoric	Sr.	5-10	G	Belgrade, Serbia / The Patterson School (North Carolina)

2011-12 STATISTICS & RESULTS



RECORD:	OVERALL	HOME	AWAY	NEUTRAL
ALL GAMES	13-17	7-7	5-7	1-3
CONFERENCE	6-4	3-2	3-2	0-0
NON-CONFERENCE	7-13	4-5	2-5	1-3

		Total					3-Point		F-Throw		Rebounds													
##	Player	gp-gs	min	avg	fg-fga	fg%	3fg-fga	3fg%	ft-fa	ft%	off	def	tot	avg	pf	dq	a	to	blk	stl	pts	avg		
05	Rayven Johnson	29-28	828	28.6	127-325	.391	9-26	.346	71-105	.676	84	148	232	8.0	77	2	52	66	9	29	334	11.5		
13	Denisa Domiterova	29-16	790	27.2	93-265	.351	77-205	.376	11-13	.846	7	75	82	2.8	47	0	47	56	3	25	274	9.4		
04	Sarah Olson	30-24	726	24.2	78-222	.351	46-150	.307	28-41	.683	22	62	84	2.8	58	1	22	66	1	20	230	7.7		
50	Uju Nwankwo	30-12	765	25.5	91-183	.497	0-1	.000	44-66	.667	71	112	183	6.1	72	2	23	35	50	29	226	7.5		
11	Nicole Maticka	30-23	718	23.9	81-185	.438	17-52	.327	20-31	.645	39	91	130	4.3	89	4	24	54	83	23	199	6.6		
12	Kimberly Dweck	30-18	813	27.1	59-175	.337	10-29	.345	41-58	.707	11	63	74	2.5	66	2	71	68	7	26	169	5.6		
10	Melanie Griffin	30-19	635	21.2	61-184	.332	6-32	.188	24-45	.533	20	64	84	2.8	31	0	63	50	3	28	152	5.1		
14	Martina Matejckikova	9-0	116	12.9	13-27	.481	7-14	.500	2-6	.333	7	12	19	2.1	16	0	7	19	2	4	35	3.9		
03	Alyssa Albanese	29-10	452	15.6	24-73	.329	2-13	.154	18-31	.581	7	33	40	1.4	37	0	42	45	0	25	68	2.3		
15	Jelena Zoric	14-0	73	5.2	11-22	.500	9-19	.474	1-2	.500	1	11	12	0.9	8	0	2	4	4	1	32	2.3		
02	Kim Tullis	21-0	109	5.2	3-12	.250	1-4	.250	3-4	.750	7	3	10	0.5	5	0	4	6	2	4	10	0.5		
	Team										55	73	128		2			13						
	Total.....	30	6025		641-1673	.383	184-545	.338	263-402	.654	331	747	1078	35.9	508	11	357	482	164	214	1729	57.6		
	Opponents.....	30	6025		631-1729	.365	112-378	.296	418-607	.689	429	774	1203	40.1	374	-	366	437	83	213	1792	59.7		

TEAM STATISTICS	NJIT	OPP
SCORING	1729	1792
Points per game	57.6	59.7
Scoring margin	-2.1	-
FIELD GOALS-ATT	641-1673	631-1729
Field goal pct	.383	.365
3 POINT FG-ATT	184-545	112-378
3-point FG pct	.338	.296
3-pt FG made per game	6.1	3.7
FREE THROWS-ATT	263-402	418-607
Free throw pct	.654	.689
F-Throws made per game	8.8	13.9
REBOUNDS	1078	1203
Rebounds per game	35.9	40.1
Rebounding margin	-4.2	-
ASSISTS	357	366
Assists per game	11.9	12.2
TURNOVERS	482	437
Turnovers per game	16.1	14.6
Turnover margin	-1.5	-
Assist/turnover ratio	0.7	0.8
STEALS	214	213
Steals per game	7.1	7.1
BLOCKS	164	83
Blocks per game	5.5	2.8
ATTENDANCE	4408	8919
Home games-Avg/Game	14-315	12-625
Neutral site-Avg/Game	-	4-354

Date	Opponent	Score	Att.	Date	Opponent	Score	Att.
11/13/11	BROWN	w 70-66	255	1/14/12	at Longwood	L 71-72	250
11/16/11	FAIRLEIGH DICKINSON	L 57-68	215	01/19/12	at Houston Baptist	w 69-52	208
11/19/11	WAGNER	w 68-65	309	1/21/12	at Texas-Pan American	w 41-40	298
11/23/11	at Delaware State	w 65-49	174	1/26/12	NORTH DAKOTA	L 55-65	255
11/27/11	MANHATTAN	L 66-75	277	1/28/12	UTAH VALLEY	L 54-61	288
12/3/11	BUCKNELL	w 54-53	278	2/4/12	at Chicago State	L 70-86	324
12/07/11	at Lehigh	L 37-61	557	02/09/12	at Utah Valley	w 48-46	211
12/11/11	RIDER	L 50-60	222	2/11/12	at North Dakota	L 42-68	1860
12/18/11	COLGATE	L 44-54	343	2/16/12	TEXAS-PAN AMERICAN	w 61-52	792
12/21/11	SAINT PETER'S	wot 66-59	295	2/18/12	HOUSTON BAPTIST	w 88-28	205
12/23/11	at Minnesota	L 47-71	2511	2/26/12	LONGWOOD	L 66-69	267
12-29-11	vs Buffalo	L 53-66	0	3/3/12	CHICAGO STATE	w 69-49	407
12-30-11	vs New Hampshire	L 71-79	0	3/8/12	vs Houston Baptist	w 61-42	612
01/03/12	at Navy	L 51-67	625	3/9/12	vs Utah Valley	L 52-63	803
1/5/12	at Howard	L 31-58	185				
1/11/12	at Penn	w 52-48	301				

= Conference game

Score by Periods	1st	2nd	OT	Totals
NJIT	768	952	9	1729
Opponents	878	912	2	1792



2011-12 GAME-BY-GAME HIGHS

Opponent	Date	Score	Points	Rebounds	Assists	Steals	Blocked shots
BROWN	11/13/11	70-66	25-Sarah Olson	8-Sarah Olson Melanie Griffin	2-Kimberly Dweck Denisa Domiterova Melanie Griffin	3-Uju Nwankwo	1-Uju Nwankwo Nicole Maticka
FAIRLEIGH DICKINSON	11/16/11	57-68	15-Nicole Maticka	6-Rayven Johnson Sarah Olson	4-Rayven Johnson	3-Alyssa Albanese Melanie Griffin	8-Nicole Maticka
WAGNER	11/19/11	68-65	14-Uju Nwankwo Rayven Johnson	13-Uju Nwankwo	2-Uju Nwankwo Nicole Maticka	4-Rayven Johnson	5-Uju Nwankwo
at Delaware State	11/23/11	65-49	14-Uju Nwankwo	9-Sarah Olson	4-Denisa Domiterova	2-Melanie Griffin	4-Nicole Maticka
MANHATTAN	11/27/11	66-75	16-Sarah Olson	6-Denisa Domiterova Rayven Johnson	7-Denisa Domiterova	2-Uju Nwankwo Denisa Domiterova Nicole Maticka	3-Uju Nwankwo Nicole Maticka
BUCKNELL	12/3/11	54-53	13-Uju Nwankwo	9-Rayven Johnson	7-Kimberly Dweck	2-Sarah Olson Nicole Maticka Alyssa Albanese Kimberly Dweck	3-Nicole Maticka
at Lehigh	12/07/11	37-61	10-Alyssa Albanese	5-Melanie Griffin Alyssa Albanese Uju Nwankwo	2-Kimberly Dweck Uju Nwankwo Rayven Johnson	3-Kimberly Dweck	3-Nicole Maticka
RIDER	12/11/11	50-60	12-Uju Nwankwo	7-Rayven Johnson Uju Nwankwo	2-Denisa Domiterova	3-Uju Nwankwo	5-Nicole Maticka Uju Nwankwo
COLGATE	12/18/11	44-54	14-Uju Nwankwo	11-Rayven Johnson	5-Melanie Griffin	3-Uju Nwankwo	3-Nicole Maticka
SAINT PETER'S	12/21/11	66-59	15-Rayven Johnson	9-Uju Nwankwo Rayven Johnson	5-Kimberly Dweck	1-Sarah Olson Kimberly Dweck Melanie Griffin Uju Nwankwo	5-Uju Nwankwo
at Minnesota	12/23/11	47-71	11-Rayven Johnson	6-Uju Nwankwo	2-Kimberly Dweck Melanie Griffin	2-Rayven Johnson Uju Nwankwo	3-Uju Nwankwo
vs Buffalo	12-29-11	53-66	16-Rayven Johnson	12-Rayven Johnson	5-Rayven Johnson	2-Sarah Olson Melanie Griffin	4-Uju Nwankwo Nicole Maticka
vs New Hampshire	12-30-11	71-79	26-Rayven Johnson	12-Rayven Johnson	5-Rayven Johnson	3-Kimberly Dweck	1-Nicole Maticka Uju Nwankwo Rayven Johnson
at Navy	01/03/12	51-67	17-Rayven Johnson	10-Rayven Johnson	4-Kimberly Dweck	1-Kimberly Dweck Denisa Domiterova Nicole Maticka	1-Nicole Maticka
at Howard	1/5/12	31-58	9-Denisa Domiterova	12-Rayven Johnson	3-Kimberly Dweck	1-Kim Tullis Rayven Johnson	3-Nicole Maticka
at Penn	1/11/12	52-48	15-Nicole Maticka	8-Uju Nwankwo	4-Uju Nwankwo	3-Nicole Maticka	6-Nicole Maticka
at Longwood	1/14/12	71-72	20-Denisa Domiterova	9-Denisa Domiterova Uju Nwankwo	3-Kimberly Dweck	2-Rayven Johnson	2-Nicole Maticka
at Houston Baptist	01/19/12	69-52	16-Sarah Olson	10-Rayven Johnson	2-Sarah Olson Kimberly Dweck Kim Tullis	3-Melanie Griffin	None
at Texas-Pan American	1/21/12	41-40	13-Rayven Johnson	10-Rayven Johnson	5-Melanie Griffin	2-Rayven Johnson	3-Uju Nwankwo

2011-12 GAME-BY-GAME HIGHS



Opponent	Date	Score	Points	Rebounds	Assists	Steals	Blocked shots
NORTH DAKOTA	1/26/12	55-65	13-Nicole Maticka	8-Rayven Johnson Nicole Maticka	3-Melanie Griffin	1-Sarah Olson Alyssa Albanese Denisa Domiterova	3-Nicole Maticka
UTAH VALLEY	1/28/12	54-61	18-Rayven Johnson	13-Rayven Johnson	4-Melanie Griffin	3-Sarah Olson	3-Uju Nwankwo
at Chicago State	2/4/12	70-86	18-Sarah Olson	11-Rayven Johnson	6-Kimberly Dweck	2-Rayven Johnson Uju Nwankwo	5-Nicole Maticka
at Utah Valley	02/09/12	48-46	13-Rayven Johnson	9-Rayven Johnson	4-Melanie Griffin Kimberly Dweck	2-Denisa Domiterova	2-Uju Nwankwo
at North Dakota	2/11/12	42-68	11-Nicole Maticka	6-Nicole Maticka	3-Kimberly Dweck Martina Matejcikova	2-Alyssa Albanese	3-Nicole Maticka
TEXAS-PAN AMERICAN	2/16/12	61-52	12-Kimberly Dweck	7-Rayven Johnson	5-Kimberly Dweck	3-Alyssa Albanese	3-Nicole Maticka
HOUSTON BAPTIST	2/18/12	88-28	16-Uju Nwankwo	10-Uju Nwankwo	3-Alyssa Albanese Uju Nwankwo Kimberly Dweck Melanie Griffin Rayven Johnson	3-Alyssa Albanese	3-Uju Nwankwo
LONGWOOD	2/26/12	66-69	18-Denisa Domiterova	8-Rayven Johnson	6-Melanie Griffin	2-Nicole Maticka	9-Nicole Maticka
CHICAGO STATE	3/3/12	69-49	21-Denisa Domiterova	11-Rayven Johnson	6-Alyssa Albanese	2-Melanie Griffin	5-Nicole Maticka
vs Houston Baptist	3/8/12	61-42	13-Rayven Johnson	9-Martina Matejcikova	6-Kimberly Dweck Melanie Griffin	3-Uju Nwankwo Kimberly Dweck	2-Martina Matejcikova
vs Utah Valley	3/9/12	52-63	14-Rayven Johnson	6-Sarah Olson	3-Alyssa Albanese Denisa Domiterova	6-Denisa Domiterova	1-Uju Nwankwo



Kim Tullis



Nicole Maticka



Rayven Johnson



2011-12 RESULTS & LEADERS

Date	Opponent	Score	Att.	High Points	High Rebounds
11/13/11	BROWN	W 70-66	255	(25) Sarah Olson	(8) Melanie Griffin
					(8) Sarah Olson
11/16/11	FAIRLEIGH DICKINSON	57-68 L	215	(15) Nicole Maticka	(6) Sarah Olson
					(6) Rayven Johnson
11/19/11	WAGNER	W 68-65	309	(14) Rayven Johnson	(13) Uju Nwankwo
				(14) Uju Nwankwo	
11/23/11	at Delaware State	W 65-49	174	(14) Uju Nwankwo	(9) Sarah Olson
11/27/11	MANHATTAN	66-75 L	277	(16) Sarah Olson	(6) Rayven Johnson
					(6) Denisa Domiterova
12/3/11	BUCKNELL	W 54-53	278	(13) Uju Nwankwo	(9) Rayven Johnson
12/07/11	at Lehigh	37-61 L	557	(10) Alyssa Albanese	(5) Uju Nwankwo
					(5) Alyssa Albanese
					(5) Melanie Griffin
12/11/11	RIDER	50-60 L	222	(12) Uju Nwankwo	(7) Uju Nwankwo
					(7) Rayven Johnson
12/18/11	COLGATE	44-54 L	343	(14) Uju Nwankwo	(11) Rayven Johnson
12/21/11	SAINT PETER'S	Wot 66-59	295	(15) Rayven Johnson	(9) Rayven Johnson
					(9) Uju Nwankwo
12/23/11	at Minnesota	47-71 L	2511	(11) Rayven Johnson	(6) Uju Nwankwo
12-29-11	vs Buffalo	53-66 L		(16) Rayven Johnson	(12) Rayven Johnson
12-30-11	vs New Hampshire	71-79 L		(26) Rayven Johnson	(12) Rayven Johnson
01/03/12	at Navy	51-67 L	625	(17) Rayven Johnson	(10) Rayven Johnson
1/5/12	at Howard	31-58 L	185	(9) Denisa Domiterova	(12) Rayven Johnson
1/11/12	at Penn	W 52-48	301	(15) Nicole Maticka	(8) Uju Nwankwo
1/14/12	at Longwood	71-72 L	250	(20) Denisa Domiterova	(9) Uju Nwankwo
					(9) Denisa Domiterova
01/19/12	*at Houston Baptist	W 69-52	208	(16) Sarah Olson	(10) Rayven Johnson
1/21/12	*at Texas-Pan American	W 41-40	298	(13) Rayven Johnson	(10) Rayven Johnson
1/26/12	*NORTH DAKOTA	55-65 L	255	(13) Nicole Maticka	(8) Nicole Maticka
					(8) Rayven Johnson
1/28/12	*UTAH VALLEY	54-61 L	288	(18) Rayven Johnson	(13) Rayven Johnson
2/4/12	*at Chicago State	70-86 L	324	(18) Sarah Olson	(11) Rayven Johnson
02/09/12	*at Utah Valley	W 48-46	211	(13) Rayven Johnson	(9) Rayven Johnson
2/11/12	*at North Dakota	42-68 L	1860	(11) Nicole Maticka	(6) Nicole Maticka
2/16/12	*TEXAS-PAN AMERICAN	W 61-52	792	(12) Kimberly Dweck	(7) Rayven Johnson
2/18/12	*HOUSTON BAPTIST	W 88-28	205	(16) Uju Nwankwo	(10) Uju Nwankwo
2/26/12	LONGWOOD	66-69 L	267	(18) Denisa Domiterova	(8) Rayven Johnson
3/3/12	*CHICAGO STATE	W 69-49	407	(21) Denisa Domiterova	(11) Rayven Johnson
3/8/12	vs Houston Baptist	W 61-42	612	(13) Rayven Johnson	(9) Martina Matejckova
3/9/12	vs Utah Valley	52-63 L	803	(14) Rayven Johnson	(6) Sarah Olson

* = Conference game

Attendance Summary	Games	Attend	Avg/Game
Home	14	4408	315
Away	12	7504	625
Neutral	4	1415	354
Total	30	13327	444

RECORDS BOOK



CAREER RECORDS

Points

1,504	Jessica Gerald	2007-11
1,497	Kelly Crowe	2003-07
1,322	Nevea Van Wright	1991-94, 95-96
1,165	Lindsey Reggo	2000-04
1,132	Jackie O'Connor	1997-2001
1,072	Selena Kershaw	2001-06
1,006	Wendy Gruenewald	1992-96
983	Nicole Ballou	1999-2003
978	SchrKya Massey	2001-2003
922	Sharon Kukal	1997-99

Note: Massey scored 71 points in two seasons at Loyola (Md.) College for a career total of 1,049.

Scoring Average

(min. 35 games)

18.5	SchrKya Massey (978/53)	2001-03
18.1	Sharon Kukal (922/51)	1997-99
16.3	Nevea Van Wright (1322/81)	1991-94, 95-96
14.9	Kristie Simpson (553/37)	1995-97
14.7	Jessica Gerald (1504/102)	2007-11
13.2	Kelly Crowe (1497/113)	2003-07

Rebounds

1,060	Wendy Gruenewald	1992-96
780	Selena Kershaw	2001-06
696	Liliana Alvarez	1990-94
582	Taiwo Oyelola	2006-10
573	Kate Duncan	2000-04
572	Dion McMillian	1986-88
560	Ivana Seric	2007-11
542	Sharon Kukal	1997-99
526	Rayven Johnson	2009-pres.
508	Lauren Daley	1998-2000
489	Kehinde Oyelola	2006-10

Rebound Average

(min. 35 games)

15.9	Dion McMillian (572/36)	1986-88
12.5	Wendy Gruenewald (1060/85)	1992-96
10.6	Sharon Kukal (542/51)	1997-99
9.5	Kristie Simpson (350/37)	1995-97
9.4	Lauren Daley (508/54)	1998-2000

Assists

(min. 200)

396	Nicole Ballou	1999-2003
342	Jackie McCaffrey	2004-09
307	Kelly Crowe	2003-07
296	Aine O'Dwyer	2003-07
283	Erika Velez	2003-08
275	Ivana Seric	2007-11
256	Nevea Van Wright	1991-94, 95-96
243	Jackie O'Connor	1997-2001
213	SchrKya Massey	2001-2003

Blocks

102	Liliana Alvarez	1990-94
100	Selena Kershaw	2001-2006
89	Wendy Gruenewald	1992-96
83	Nicole Maticka	2011-pres.
80	Lauren Daley	1998-2000
69	Ivana Seric	2007-11

Steals

(min. 160)

282	Kelly Crowe	2003-07
203	Jackie McCaffrey	2004-09
193	Nicole Ballou	1999-2003
190	Erika Velez	2003-08
171	Nevea Van Wright	1991-94, 95-96
168	Jackie O'Connor	1997-2001
160	SchrKya Massey	2001-03

Games Played

115	Jackie McCaffrey	2004-09
113	Kelly Crowe	2003-07
	Aine O'Dwyer	2003-07
112	Selena Kershaw	2001-06
111	Taiwo Oyelola	2006-10
	Jill Dickinson	2005-09
110	Kehinde Oyelola	2006-10
109	Nicole Ballou	1999-2003
	Kate Duncan	2000-04
	Lindsey Reggo	2000-04

Field Goals

460	Kelly Crowe	2003-07
458	Nevea Van Wright	1991-94, 95-96
431	Jessica Gerald	2007-10
429	Selena Kershaw	2001-06
427	Wendy Gruenewald	1992-96

Field-Goal Attempts

1,310	Jessica Gerald	2007-10
1,269	Nevea Van Wright	1991-94, 95-96
1,265	Lindsey Reggo	2000-04
1,132	Kelly Crowe	2003-07
1,121	Jackie O'Connor	1997-2001

Field-Goal Percentage

(min. 150 made)

.490	Kristie Simpson (217-443)	1995-97
.456	Selena Kershaw (429-940)	2001-06
.449	Sharon Kukal (335-746)	1997-99
.395	Lauren Daley (178-451)	1998-2000
.393	Ivana Seric (271-689)	2007-11

Three-Point Field Goals

(min. 120)

222	Jackie O'Connor	1997-2001
192	Jessica Gerald	2007-11
171	Jill Dickinson	2005-09
164	Lindsey Reggo	2000-04
139	Nevea Van Wright	1991-94, 95-96
134	Kelly Crowe	2003-07
123	Nicole Ballou	1999-03

Three-Point Attempts

720	Jackie O'Connor	1997-2001
660	Jessica Gerald	2007-11
539	Lindsey Reggo	2000-04
430	Nicole Ballou	1999-03
411	Nevea Van Wright	1991-94, 95-96

Three-Point Percentage

(min. 50 made)

.361	Nevea Van Wright (139-411)	1991-94, 95-96
.348	Jackie Lupo (72-207)	2002-05
.336	Kehinde Oyelola (83-247)	2006-10
.308	Jackie O'Connor (222-720)	1997-2001
.304	Lindsey Reggo (164-539)	2000-04

Free-Throws Made

450	Jessica Gerald	2007-11
443	Kelly Crowe	2003-07
269	SchrKya Massey	2001-03
267	Nevea Van Wright	1991-94, 95-96
252	Sharon Kukal	1997-99

Free-Throw Attempts

659	Kelly Crowe	2003-07
595	Jessica Gerald	2007-11
406	Nevea Van Wright	1991-94, 95-96
388	Selena Kershaw	2001-06
365	Sharon Kukal	1997-99
364	SchrKya Massey	2001-03

Free-Throw Percentage

(min. 100 made, .700)

.758	Taiow Oyelola (244-322)	2006-10
.756	Jessica Gerald (450-595)	2007-11
.739	SchrKya Massey (269-364)	2001-03
.714	Rayven Johnson (180-252)	2009-present
.703	Jill Dickinson (142-202)	2005-09
.702	Jackie O'Connor (174-248)	1997-2001



RECORDS BOOK

INDIVIDUAL AND TEAM SINGLE SEASON RECORDS

Points

539	SchrKya Massey	2001-02
509	Sharon Kukal	1997-98
482	Kelly Crowe	2004-05
446	Jessica Gerald	2009-10
439	SchrKya Massey	2002-03
413	Sharon Kukal	1998-99
409	Nevea Van Wright	1993-94
405	Kelly Crowe	2005-06
379	Nevea Van Wright	1992-93
375	Lindsey Reggo	2002-03

Scoring Average

(min. 20 games)

21.2	Sharon Kukal (509/24)	1997-98
20.7	SchrKya Massey (539/26)	2001-02
19.5	Nevea Van Wright (409/21)	1994-95
17.2	Nevea Van Wright (379/22)	1993-94
16.7	Jessica Gerald (92/274)	2008-09

Rebounds

316	Dion McMillian	1986-87
314	Wendy Gruenewald	1992-93
309	Sharon Kukal	1998-99
284	Lauren Daley	1999-2000
270	Wendy Gruenewald	1994-95
256	Dion McMillian	1987-88
246	Wendy Gruenewald	1993-94
241	Kristine Simpson	1994-95
236	Merna Maloon	1997-98
232	Rayven Johnson	2011-12
230	Wendy Gruenewald	1995-96

Rebound Average

(min. 14 games)

16.6	Dion McMillian (316/19)	1986-87
15.1	Dion McMillian (256/17)	1987-88
14.3	Wendy Gruenewald (314/22)	1992-93
12.9	Wendy Gruenewald (246/19)	1993-94
11.7	Wendy Gruenewald (270/23)	1994-95

Assists

(min. 100)

120	Nicole Ballou	2002-03
113	SchrKya Massey	2001-02
111	Nancy Belbo	1993-94
110	Jackie McCaffrey	2004-05
102	Nicole Ballou	2001-02
101	Nicole Ballou	2000-01
100	SchrKya Massey	2002-03

Blocks

(min. 30)

83	Nicole Maticka	2011-12
66	Liliana Alvarez	1992-93
49	Lauren Daley	1999-2000
36	Liliana Alvarez	1993-94
34	Selena Kershaw	2001-02
31	Lauren Daley	1998-99
30	Chevanese Samms	2000-01

Steals

(min. 70)

94	Kelly Crowe	2003-04
88	SchrKya Massey	2001-02
76	Nevea Van Wright	1993-94
72	SchrKya Massey	2002-03
71	Brenda Rodriguez	1994-95
70	Kelly Crowe	2004-05

Three-Point Field Goals

77	Denisa Domiterova	2011-12
68	Jackie O'Connor	2000-01
64	Jill Dickinson	2008-09
62	Jessica Gerald	2010-11
58	Jessica Gerald	2009-10
	Lindsey Reggo	2002-03
	Jackie O'Connor	1999-2000
57	Nevea Van Wright	1993-94
56	Jackie O'Connor	1998-99
47	Nicole Ballou	2001-02
45	Kelly Crowe	2004-05
	Jill Dickinson	2007-08

Games

30	Sarah Olson	2011-12
	Uju Nwankwo	2011-12
	Nicole Maticka	2011-12
	Kimberly Dweck	2011-12
	Melanie Griffin	2011-12
	Kelly Crowe	2004-05
	Selena Kershaw	2004-05
	Aine O'Dwyer	2004-05
	Jackie McCaffrey	2004-05
	Lisa Neria	2004-05
	Jackie Lupo	2004-05

Field Goals

200	SchrKya Massey	2001-02
184	Sharon Kukal	1997-98
154	SchrKya Massey	2002-03

Field-Goal Attempts

506	SchrKya Massey	2001-02
446	SchrKya Massey	2002-03
414	Sharon Kukal	1997-98

Field-Goal Percentage

(min. 2.5 made per game)

.537	Emese Gyuricza (26 G/73-136)	2005-06
.480	Selena Kershaw (26 G/109-227)	2001-02
.476	Kristie Simpson (23 G/139-292)	1994-95

Three-Point Attempts

230	Jackie O'Connor	2000-01
205	Denisa Domiterova	2011-12
203	Jessica Gerald	2010-11
197	Jessica Gerald	2009-10
175	Lindsey Reggo	2002-03
173	Jackie O'Connor	1999-2000

Three-Point Percentage

(min. 20 made)

.535	Veronica Mullen (23/43)	1999-2000
.393	Nevea Van Wright (57/145)	1993-94
.376	Denisa Domiterova (77/205)	2011-12
.371	Nicole Ballou (36/97)	1999-2000

Free-Throws Made

144	Jessica Gerald	2009-10
141	Kelly Crowe	2004-05
	Sharon Kukal	1997-98
138	SchrKya Massey	2001-02

Free-Throw Attempts

204	Sharon Kukal	1997-98
199	Kelly Crowe	2005-06
198	Jessica Gerald	2009-10
195	Kelly Crowe	2004-05
189	SchrKya Massey	2001-02

Free-Throw Percentage

(min. 50 made)

.806	Jessica Gerald (100/124)	2010-11
.794	Jackie McCaffrey (50/63)	2007-08
.765	Taiwo Oyelola (78/102)	2008-09
.757	Jessica Gerald (106/140)	2007-08
.754	Taiwo Oyelola (52/69)	2007-08

TEAM SINGLE-SEASON RECORDS

Most Games: 30, 2011-12; 2005-06

Most Wins: 18, 2004-05

Best Winning Percentage: .762, 1994-95 (16-5)

Most Losses: 24, 2006-07

Most Consecutive Wins: 7, 1995-96

Most Points: 2,013, 2002-03

Highest Scoring Average: 67.9, 2001-02

Least Points: 555, 1986-87

Most Points Allowed: 1,924, 2000-01

Least Points Allowed: 1,054, 1987-88

Lowest Scoring Defense: 52.3, 1992-93

Highest Scoring Margin: +4.5, 2005-06

Most Rebounds: 1,251, 2002-03

Highest Rebound Average: 52.2, 1992-93

Highest Rebounding Margin: +9.3, 1994-95

Most Field Goals: 744, 2004-05

Most Field-Goal Attempts: 1855, 2002-03

Highest Field-Goal Percentage: .408, 2004-05

Most Three-Pointers: 184, 2011-12

Most Three-Point Attempts: 562, 2000-01

Highest Three-Point Percentage: .370, 1993-94

Most Free-Throws Made: 419, 2004-05

Most Free-Throw Attempts: 674, 2005-06

Highest Free-Throw Percentage: .709, 2006-07 (366-516)

Most Assists: 357, 2011-12

Most Steals: 337, 2004-05

Most Blocked Shots: 164, 2011-12

Most Turnovers: 647, 1998-99

Most Turnovers Forced: 637, 2004-05

SINGLE GAME RECORDS / TEAM RECORDS

INDIVIDUAL SINGLE-GAME RECORDS

Points

37, Jessica Gerald vs. CSU Bakersfield, 1/11/08
 35, Sharon Kukal vs. Queens, 1/28/98
 34, Jessica Gerald at Chicago State, 1/17/09
 34, SchrKya Massey vs. Nyack, 1/23/02
 34, Nevea Van Wright vs. Mount St. Vincent, 12/10/93

Rebounds

25, Dion McMillian vs. Bloomfield, 1/30/87
 25, Wendy Gruenewald vs. St. Elizabeth, 12/3/92
 23, Dion McMillian vs. Drew, 11/22/86

Assists

13, Jackie McCaffrey vs. Nyack, 2/25/05
 12, Nicole Ballou vs. Felician, 1/15/02
 11, Tamara McNair vs. St. Elizabeth, 2/5/97

Blocks

9, Nicole Maticka vs. Longwood, 2/26/12
 8, Nicole Maticka vs. Fairleigh Dickinson, 11/16/11

Steals

10, Tamika Fogg vs. Yeshiva, 2/24/96
 10, Kristie Simpson vs. St. Joseph's, 2/19/96
 10, Nevea Van Wright vs. Medgar Evers, 2/16/94

Field Goals

13, Nevea Van Wright vs. Mount St. Vincent, 12/10/93
 12, Jessica Gerald at Chicago State, 1/17/09

Field Goal-Attempts

29, SchrKya Massey vs. Holy Family, 2/2/02
 29, Nevea Van Wright vs. St. Elizabeth, 1/29/94
 27, Jessica Gerald at Chicago State, 1/17/09

Three-Pointers

9, Rayven Johnson vs. Houston Baptist, 1/15/11

Three-Point Attempts

19, Jackie O'Connor vs. Goldey-Beacom, 2/3/01

Most 3FGs without missing

5-5, Nevea Van Wright vs. Mount St. Mary, 12/4/93

Free-Throws Made

16, Tamika Fogg vs. John Jay, 12/7/96
 14, Jessica Gerald at Maine, 11/29/08

Free-Throw Attempts

27, Tamika Fogg vs. John Jay, 12/7/96

Most FTs without missing

12-12, Odelia Pyron vs. Queens (NY), 12/11/99

Minutes

48, Kelly Crowe at Teikyo Post, 2/4/04

Triple Doubles

* Lauren Battista vs. Old Westbury, 1/28/95 (10 points, 11 rebounds, 11 assists)
 * Kristie Simpson vs. St. Joseph's, 2/19/96 (22 points, 11 rebounds, 10 steals)

TEAM RECORDS

Most Points: 97 at Teikyo Post (94) (2 OT), 2/4/04

Most Points, Regulation: 92 vs. Yeshiva (12), 2/24/96

Most Points Allowed: 122 vs. Saint Rose (27), 11/15/97

Least Points Allowed: 12 vs. Yeshiva, 2/24/96; 12 vs. New York Maritime, 2/19/94

Highest Victory Margin: 80 vs. Yeshiva (92-12), 2/24/96

Most Field Goals: 41 vs. Baruch, 2/12/96

Most Field-Goal Attempts: 92 vs. York (NY), 1/10/96

Most Three-Pointers: 17 (of 31) vs. Houston Baptist, 1/15/11

Most Three-Point Attempts: 45 vs. Goldey-Beacom, 2/3/01

Best Perfect Game (3FG): 6-6 vs. Mount St. Mary (NY), 12/4/93

Most Free-Throws Made: 37 vs. Norfolk State (37-47) 11/18/08

Most Free-Throw Attempts: 51 at Lafayette (35-51), 12/28/06

Best Perfect Game (FT): 12-12 vs. University of the Sciences in Philadelphia, 12/22/01

Most Rebounds: 71 vs. John Jay, 12/7/96

Most Assists: 29 vs. NYIT, 1/22/00

Most Steals: 37 vs. Bard, 2/18/96

Most Blocked Shots: 14 vs. Baruch, 2/12/96

Most Turnovers Forced: 48 vs. Bard, 2/19/96



RECORDS BOOK

DIVISION I CAREER RECORDS

(Competition began in 2006-07)

Points	
1504 Jessica Gerald	2007-11
865 Taiwo Oyelola	2006-10
755 Rayven Johnson	2009-pres.
745 Kehinde Oyelola	2006-10
712 Jill Dickinson	2006-09
648 Ivana Seric	2007-11

Scoring Average (min. 50 games)	
14.7 Jessica Gerald (1504/102)	2007-11
8.9 Rayven Johnson (755/85)	2009-pres.
8.3 Jill Dickinson (712/86)	2006-09
7.8 Taiwo Oyelola (865/111)	2006-10
6.7 Kehinde Oyelola (745/110)	2006-10
6.4 Ivan Seric (648/101)	2007-11

Rebounds	
582 Taiwo Oyelola	2006-10
560 Ivana Seric	2007-11
526 Rayven Johnson	2009-pres.
489 Kehinde Oyelola	2006-10
297 Katie Piekieski	2006-10
285 Jessica Gerald	2007-11

Rebound Average (min. 50 games)	
6.2 Rayven Johnson (526/85)	2009-pres.
5.5 Ivana Seric (560/101)	2007-11
5.2 Taiwo Oyelola (582/111)	2006-10
4.4 Kehinde Oyelola (489/110)	2006-10
3.6 Jill Dickinson (307/86)	2006-09
2.7 Katie Piekieski (297/107)	2006-10

Assists	
275 Ivana Seric	2007-11
156 Melanie Griffin	2008-pres.
153 Kimberly Dweck	2009-pres.
140 Jackie McCaffrey	2007-09
114 Katie Piekieski	2006-10
109 Jill Dickinson	2006-09

Blocks	
83 Nicole Maticka	2011-pres.
69 Ivana Seric	2007-11
36 Taiwo Oyelola	2006-10
33 Katie Piekieski	2006-10
29 Kehinde Oyelola	2006-10
25 Maya Al-Shingieti	2007-09

Steals	
131 Taiwo Oyelola	2006-10
116 Ivana Seric	2007-11
114 Jill Dickinson	2006-09
112 Jessica Gerald	2007-11
109 Kehinde Oyelola	2006-10

Games	
111 Taiwo Oyelola	2006-10
110 Kehinde Oyelola	2006-10
107 Katie Piekieski	2006-10
102 Jessica Gerald	2007-11
101 Ivana Seric	2007-11

Field Goals	
431 Jessica Gerald	2007-11
282 Taiwo Oyelola	2006-10
268 Rayven Johnson	2009-pres.
249 Kehinde Oyelola	2006-10
236 Jill Dickinson	2006-09
196 Ivana Seric	2007-11

Field-Goal Attempts	
1310 Jessica Gerald	2007-11
780 Taiwo Oyelola	2006-10
756 Rayven Johnson	2009-pres.
677 Kehinde Oyelola	2006-10
664 Jill Dickinson	2006-09
599 Katie Piekieski	2006-10

Field-Goal Percentage (min. 2.5 made per game and 50 games played)	
.393 Ivana Seric (101 G/271-689)	2007-11
.367 Kehinde Oyelola (110 G/249-677)	2006-10
.362 Taiwo Oyelola (111 G/282-780)	2006-10
.355 Jill Dickinson (86 G/236-664)	2006-09
.354 Rayven Johnson (85G/268/756)	2009-pres.
.329 Jessica Gerald (102 G/431-1310)	2007-11

Three-Point Field Goals	
192 Jessica Gerald	2007-11
135 Jill Dickinson	2006-09
83 Kehinde Oyelola	2006-10
77 Denisa Domiterova	2011-pres.
57 Taiwo Oyelola	2006-10
46 Sarah Olson	2011-pres.
39 Rayven Johnson	2009-pres.
35 Katie Piekieski	2006-10

Three-Point Attempts	
660 Jessica Gerald	2007-11
431 Jill Dickinson	2006-09
247 Kehinde Oyelola	2006-10
231 Taiwo Oyelola	2006-10
205 Denisa Domiterova	2011-pres.
181 Katie Piekieski	2006-10

Three-Point Percentage (min. 20 made)	
.376 Denisa Domiterova (77-205)	2011-pres.
.336 Kehinde Oyelola (83-247)	2006-10
.333 Colleen Vogel (30-90)	2006-08
.307 Sarah Olson (46-150)	2011-pres.
.291 Jessica Gerald (192-660)	2007-11
.247 Taiwo Oyelola (57-231)	2006-10

Free-Throws Made	
450 Jessica Gerald	2007-11
244 Taiwo Oyelola	2006-10
180 Rayven Johnson	2009-pres.
164 Kehinde Oyelola	2006-10
140 Katie Piekieski	2006-10
105 Jill Dickinson	2006-09

Free-Throw Attempts	
595 Jessica Gerald	2007-11
322 Taiwo Oyelola	2006-10
252 Rayven Johnson	2009-pres.
238 Kehinde Oyelola	2006-10
206 Ivana Seric	2007-11
194 Katie Piekieski	2006-10

Free-Throw Percentage (min. 90 made)	
.758 Taiwo Oyelola (244-322)	2006-10
.756 Jessica Gerald (450-595)	2007-11
.742 Jackie McCaffrey (98-132)	2007-09
.714 Rayven Johnson (180-252)	2009-present

RECORDS BOOK



DIVISION I SEASON RECORDS

(Division I competition began 2006-07 season)

Points

446	Jessica Gerald	2009-10
368	Jessica Gerald	2007-08
335	Rayven Johnson	2011-12
318	Jessica Gerald	2008-09
285	Kehinde Oyelola	2008-09
279	Taiwo Oyelola	2009-10

Scoring Average (min. 20 games)

15.4	Jessica Gerald (29 G/446 pts)	2009-10
12.7	Jessica Gerald (29 G/368 pts)	2007-08
11.5	Rayven Johnson (29G/334pts)	2011-12
9.8	Kehinde Oyelola (29 G/285 pts)	2008-09
9.6	Taiwo Oyelola (29 G/279 pts)	2009-10

Note: Jessica Gerald averaged 16.7ppg in 19 games in 2008-09 before being injured)

Rebounds

232	Rayven Johnson	2011-12
283	Uju Nwankwo	2011-12
182	Taiwo Oyelola	2009-10
169	Ivana Seric	2009-10
164	Taiwo Oyelola	2008-09
162	Kehinde Oyelola	2008-09
158	Taiwo Oyelola	2007-08

Rebound Average (min. 20 games)

8.0	Rayven Johnson (29G/232 rebs)	2011-12
6.3	Taiwo Oyelola (29 G/182 rebs)	2009-10
6.1	Uju Nwankwo (30G/183 rebs)	2011-12
5.8	Ivana Seric (29 G/169 rebs)	2009-10
5.7	Taiwo Oyelola (29 G/165 rebs)	2008-09
5.6	Kehinde Oyelola (29 G/162 rebs)	2008-09
5.6	Taiwo Oyelola (28 G/158 rebs)	2007-08

Assists

90	Ivana Seric	2009-10
76	Jackie McCaffrey	2007-08
75	Melanie Griffin	2009-10
71	Kimberly Dweck	2011-12
	Aine O'Dwyer	2006-07
70	Ivana Seric	2008-09

Blocks

83	Nicole Maticka	2011-12
50	Uju Nwankwo	2011-12
19	Ivana Seric	2009-10
18	Maya Al-Shingieti	2007-08
13	Katie Piekieski	2006-07

Steals

61	Erika Velez	2007-08
52	Taiwo Oyelola	2009-10
50	Jackie McCaffrey	2008-09
49	Melanie Griffin	2009-10
48	Kelly Crowe	2006-07

Three-Point Field Goals

77	Denisa Domiterova (77-205)	2011-12
64	Jill Dickinson (64-169)	2008-09
58	Jessica Gerald (58-197)	2009-10
46	Sarah Olson (46-150)	2011-12
45	Jill Dickinson (45-154)	2007-08
40	Kehinde Oyelola (40-112)	2008-09
38	Jessica Gerald (38-144)	2007-08

Games Played

30	Sarah Olson	2011-12
	Uju Nwankwo	2011-12
	Nicole Maticka	2011-12
	Kimberly Dweck	2011-12
	Melanie Griffin	2011-12
29	Denisa Domiterova	2011-12
	Rayven Johnson	2011-12
	Alyssa Albanese	2011-12
	done 16 times, twice by each	
	Jill Dickinson	(07-08; 08-09)
	Jackie McCaffrey	(07-08; 08-09)

Field Goals

127	Rayven Johnson	2011-12
122	Jessica Gerald	2009-10
112	Jessica Gerald	2007-08
99	Kehinde Oyelola	2008-09
95	Taiwo Oyelola	2009-10
93	Denisa Domiterova	2011-12
92	Jessica Gerald	2008-09

Field-Goal Attempts

376	Jessica Gerald	2009-10
330	Jessica Gerald	2007-08
325	Rayven Johnson	2011-12
274	Jessica Gerald	2008-09
	Kelly Crowe	2006-07
265	Denisa Domiterova	2011-12
259	Kehinde Oyelola	2008-09

Field-Goal Percentage (min. 3 made per game)

.497	Uju Nwankwo (91-183)	2011-12
.455	Ivana Seric (45-99)	2007-08
.447	Erika Velez (72-161)	2007-08
.438	Nicole Maticka (81-185)	2011-12
.425	Aine O'Dwyer (68-160)	2006-07
.420	Jackie McCaffrey (66-157)	2008-09
.419	Ivana Seric (78-186)	2008-09

Three-Point Attempts

205	Denisa Domiterova	2011-12
169	Jill Dickinson	2008-09
154	Jill Dickinson	2007-08
150	Sarah Olson	2011-12
144	Jessica Gerald	2007-08
116	Jessica Gerald	2008-09
112	Kehinde Oyelola	2008-09

Three-Point Percentage (min. 25 made and .300)

.425	Jackie McCaffrey (34-80)	2008-09
.379	Jill Dickinson (64-169)	2008-09
.376	Denisa Domiterova (77-205)	2011-12
.357	Kehinde Oyelola (40-112)	2008-09
.329	Colleen Vogel (27-82)	2006-07

Free-Throws Made (min. 75)

144	Jessica Gerald (144-198)	2009-10
106	Jessica Gerald (106-140)	2007-08
100	Jessica Gerald (100-133)	2008-09
78	Taiwo Oyelola (78-102)	2007-08
78	Kelly Crowe	2006-07

Free-Throw Attempts (min. 100 attempts)

140	Jessica Gerald (106-140)	2007-08
133	Jessica Gerald (100-133)	2008-09
107	Kelly Crowe (78-107)	2006-07
105	Rayven Johnson (71-105)	2011-12
102	Taiwo Oyelola (78-102)	2008-09

Free-Throw Percentage (min. 50 made)

.794	Jackie McCaffrey (50-63)	2007-08
.765	Taiwo Oyelola (78-102)	2008-09
.757	Jessica Gerald (106-140)	2007-08
.754	Taiwo Oyelola (52-69)	2007-08
.744	Jill Dickinson (64-86)	2006-07



RECORDS BOOK

DIVISION I SUPERLATIVES

NJIT	TEAM	OPPONENTS
91 vs. Norfolk State (11/18/06)	POINTS	96, South Dakota State (2/8/07)
34 vs. Houston Baptist (2/18/12)	FIELD GOALS MADE	38, Utah Valley (2/28/09)
73 vs. Utah Valley (3/8/08)	FIELD GOAL ATTEMPTS	76, DePaul (1/20/11)
.569 (29-51) vs. Utah Valley (1/30/10)	FIELD GOAL PERCENTAGE	.633 (38-60), Utah Valley (2/28/09)
17 (17-31) vs. Houston Baptist (1/15/11)	3 PT. FG MADE	14, Harvard (1/9/11)
43(10-43) vs. North Dakota (2/10/11)	3 PT. FG ATTEMPTS	29, Lehigh (12/9/06)
		29, Chicago State (1/26/08)
.636 (7-11) vs. IPFW (1/27/07)	3 PT. FG PERCENTAGE (MIN. 10 ATT.)	.688 (11-16), Navy (1/3/12)
37 vs. Norfolk State (11/18/06)	FREE THROWS MADE	35, Chicago State (2/8/08)
51 vs. Lafayette (12/28/06)	FREE THROW ATTEMPTS	41, Chicago State (2/8/08)
1.000 (10-10) at Lehigh (12/8/07)	FREE THROW PERCENTAGE (MIN. 10 ATT.)	.941 (16-17), FDU (1/15/09)
54 at Texas-Pan American (2/19/11)	REBOUNDS	58, DePaul (1/20/11)
26 vs. Longwood (2/14/09)	ASSISTS	31, Utah Valley (2/28/09)
18, three different times	STEALS	21, Texas-Pan American, (1/13/07)
		21, Fairleigh Dickinson (12/12/06)
13 vs. Chicago State (3/3/12)	BLOCKED SHOTS	11, Texas-Pan American (2/3/07)
		11, Hofstra (12/29/08)
		11, South Dakota (2/12/11)

DIVISION I FIRSTS

First win—11/13/06 vs. Morgan State

First basket – Aine O'Dwyer, layup (19:11)

First rebound – Ali Baumlin (17:25 first half, defensive)

First assist – Ali Baumlin (16:18 first half, assisted Kelly Crowe)

First steal – Kelly Crowe (19:40 first half)

First blocked shot – Lesley Hendricks (2:42 first half, blocked Dominisha Britton)

First three-point basket – Katie Piekieski (14:47 second half)

First lead – 2-1 (on O'Dwyer's layup 1:07 into the game)

First player to reach double-figure scoring – Katie Piekieski (jumper with 15:31 remaining)

First player to reach double-figure rebounding – Ali Baumlin (1:04 remaining)

RECORDS BOOK



DIVISION I SUPERLATIVES

NJIT

INDIVIDUAL

OPPONENTS

37, Jessica Gerald vs. CSU Bakersfield (1/11/08)

13, Jessica Gerald vs. CSU Bakersfield (1/11/08)

27, Jessica Gerald at Chicago State (1/17/09)

.813 (13-16) Jessica Gerald vs. CSU Bakersfield (1/11/11)

9, Rayven Johnson vs. Houston Baptist (1/15/11)

15, Jill Dickinson at Monmouth (1/24/08)

15, Jessica Gerald vs. North Dakota (3/9/11)

15, Denisa Domiterova at Navy (1/3/12)

.818 (9-11). Rayven Johnson vs. HBU (1/15/11)

14, Jessica Gerald at Maine (11/29/08)

16, Jessica Gerald at Maine (11/29/08)

1.000 (10-10), Jessica Gerald vs. Savannah State (2/16/08)

15, Ivana Seric vs. North Dakota (2/10/11)

9, Ivana Seric vs. Texas-Pan American (2/20/10)

7, Kelly Crowe vs. Monmouth (1/23/07)

7, Taiwo Oyelola vs. Houston Baptist (2/18/10)

9, Nicole Maticka vs. Longwood (2/26/12)

POINTS

FIELD GOALS MADE

FIELD GOAL ATTEMPTS

FG PCT (MIN 10 ATT)

3 PT. FG MADE

3 PT. FG ATTEMPTS

3 PT. FG PCT (MIN 5 ATT.)

FREE THROWS MADE

FREE THROW ATTEMPTS

FT PCT (MIN 10)

REBOUNDS

ASSISTS

STEALS

BLOCKED SHOTS

41, Robyn Fairbanks, Utah Valley (2/28/09)

18, Robyn Fairbanks, Utah Valley (2/28/09)

28, Crystal Smith, Longwood (1/14/12)

.800 (8-10), Chelsey Bunyer, Wagner (12/21/07)

8, Takisha Cranberry, West Virginia (11/28/08)

14, Courtney Waldon, Chicago State (1/26/08)

14, Courtney Waldon, Chicago State (2/7/09)

1.000 (6-6), Alexis Yackley, South Dakota (2/12/11)

17, Becky Fernandes, Longwood (1/4/09)

22, Becky Fernandes, Longwood (1/4/09)

1.000 (10-10), Jasmin Dixon, Chicago State (2/8/08)

17, Robyn Fairbanks, Utah Valley (2/21/08)

17, Caila Desroches, Chicago State (1/22/11)

13, Johnell Burts, Saint Peter's (11/14/07)

8, MaHogany Daniel, Texas-Pan American (2/3/07)

8, Ivy Smith, Savannah State (2/25/08)

10, Ali Ridge, Wagner (1/18/07)



RECORDS BOOK

ALL-TIME RECORDS VS. OPPONENTS

Adelphi	0-6	Greensboro	0-1	NYIT	4-0	Utah Valley	5-10
Albany	1-1	Harvard	0-2	Norfolk State	1-0	USP	3-10
American International	0-2	Holy Family	0-13	North Dakota	0-7	Vassar	1-1
American	0-2	Hofstra	0-1	North Dakota State	0-2	Virginia Tech	0-1
Assumption	0-2	Houghton	0-1	North Florida	1-0	Virginia-Wise	1-0
Bard	2-0	Houston Baptist	6-1	Notre Dame (RI)	0-1	Wagner	3-3
Baruch	4-0	Howard	1-1	Nyack	10-2	Warner Southern	0-1
Bethel	0-1	Hunter	1-2	Old Westbury	1-4	West Virginia	0-1
Bloomfield	4-5-1	IPFW	0-2	Penn	2-0	William Paterson	0-1
Boston College	0-1	Iowa State	0-0	Penn State	0-1	William & Mary	0-1
Bridgeport	0-1	John Jay	1-0	Philadelphia	1-9	Wilmington (DE)	10-3
Brown	2-0	Johns Hopkins	0-1	Post (CT)	9-3	Winston-Salem State	0-1
Bryant (Division II)	0-1	Kutztown	2-4	Princeton	0-2	Yale	0-2
Bryant (Division I)	0-2	Lafayette	1-2	Queens (NY)	6-1	Yeshiva	7-0
Bucknell	1-0	La Roche	1-0	Rhode Island	0-2	York (NY)	5-2
Buffalo	0-1	Lehigh	0-6	Richard Stockton	0-3		
CSU Bakersfield	1-0	Lehman	2-0	Rider	0-1	Total Division I era	
Centenary (NJ)	6-8	Lynn	0-1	Rutgers-Newark	0-2	<i>(includes 2 games vs. DII opponents, 1-1) –</i>	
Central Connecticut State	1-0	Long Island	0-2	Saint Peter's	1-2	53-120 -- .306	
CCNY	4-0	Longwood	2-5	Saint Leo	0-2		
Chicago State	3-7	Maine	2-0	Saint Rose	0-6	Total Division II era – 109-138 -- .441	
Colgate	1-2	Manhattan	0-2	Savannah State	4-3		
Columbia	0-1	Manhattanville	1-3	St. Augustine	0-2	Total Division III era – 69-122 -- .361	
Concordia (NY)	4-2	Marquette	0-1	St. Elizabeth	4-15		
Cornell	0-2	Medgar Evers	3-1	St. Francis (NY)	0-2	Total All-Time – 231-380 -- .378	
CW Post	2-4	Mercy	3-4	St. Joseph's (Brooklyn)	1-0		
Davidson	0-1	Minnesota	0-1	St. Joseph's (LI)	0-1		
Delaware State	1-1	Missouri	0-1	Saint Joseph's (PA)	0-1		
DePaul	0-1	Molloy	3-4	St. Paul's	0-1		
District of Columbia	1-3	Monmouth	0-2	St. Thomas Aquinas	0-1		
Dominican (NY)	7-7	Montclair State	0-1	Southampton	0-9		
Dowling	3-3	Morgan State	0-2	South Dakota	1-4		
Drew	2-7	Mount Saint Mary (NY)	0-12	South Dakota State	0-2		
East Stroudsburg	1-0	Mount Saint Vincent	8-7	Southern Connecticut	0-1		
Eckerd	0-2	Navy	0-2	Staten Island	2-2		
Elizabeth City	0-1	Nazareth	0-1	Stevens	2-0		
FDU-Teaneck	2-4	Nebraska-Kearney	0-1	Stonehill	0-2		
Felician	8-4	New Hampshire	0-1	Texas-Pan American	9-5		
Florida Gulf Coast	0-1	New Haven	0-2	Texas A&M Kingsville	0-1		
Fordham	0-1	New Jersey, College of	0-1	UMass	0-2		
Georgian Court	8-6	New Rochelle	2-0	UMBC	1-0		
Goldey-Beacom	12-0	New York Maritime	8-1	Upsala	0-11		

RECORDS BOOK



ALL-TIME RECORDS VS. DIVISION I OPPONENTS

Albany 1-1	Harvard 0-2	New Hampshire 0-1	UMass 0-2
American 0-2	Hofstra 0-1	North Dakota 0-7	UMBC 1-1
Boston College 0-1	Houston Baptist 6-1	North Dakota State 0-2	Utah Valley 5-10
Brown 2-0	Howard 1-1	North Florida 0-1	Virginia Commonwealth 0-0
Bryant 0-2	IPFW 0-2	Penn. 2-0	Virginia Tech 0-1
Bucknell 1-0	Iowa State 0-0	Penn State 0-1	Wagner 3-3
Buffalo 0-1	Lafayette 1-2	Princeton 0-2	West Virginia 0-1
CSU Bakersfield 1-0	Lehigh 0-6	Rider 0-1	William & Mary 0-1
Central Connecticut State 1-0	Long Island 0-2	Rhode Island 0-2	Winston-Salem State 0-1
Chicago State 3-7	Longwood 2-5	Savannah State 4-3	Yale 0-2
Colgate 1-2	Maine 2-0	St. Francis (NY) 0-2	
Columbia 0-1	Manhattan 0-2	St. John's (NY) 0-0	
Cornell 0-2	Marquette 0-1	Saint Joseph's 0-1	
Davidson 0-1	Minnesota 0-1	Saint Peter's 1-2	
Delaware State 1-1	Missouri 0-1	Seton Hall 0-0	
DePaul 0-1	Monmouth 0-2	South Dakota 1-4	
FDU-Teaneck 2-4	Morgan State 0-2	South Dakota State 0-2	
Florida Gulf Coast 0-1	Navy 0-2	Stony Brook 0-0	
Fordham 0-1	Norfolk State 1-0	Texas-Pan American 9-5	

2012-13 opponents in bold

Total Division I (since 2006-07) – 52-119

NJIT ALL-TIME COACHING RECORDS

(Listed chronologically)

Name	WIN	LOST	PCT	SEASONS
<i>(NCAA Division III era (10 seasons; 1986-87 to 1987-88; 1989-90 to 1996-97)</i>				
John Speiss	0	15	.000	1 (1986-87)
Dave DeNure	2	11	.154	1 (1987-88)
Bill Avant	0	12	.000	1 (1989-90)
Brenda Zabriskie-DeNure	44	64	.407	5 (1990-95)
Maureen O'Neil	16	5	.762	1 (1995-96)
Bill McColl	7	15	.318	1 (1996-97)
<i>NCAA Division II era (9 seasons; 1997-98 to 2005-06)</i>				
Kim Barnes Arico	16	37	.302	2 (1997-99)
Sharon Manning Beverly	30	51	.370	3 (1999-02)
Kim Bowen Lusk	63	50	.558	4 (2002-06)
<i>NCAA Division I era begins in 2006-07</i>				
Kim Bowen Lusk	4	24	.138	1 (2006-07)
Bowen Lusk total	67	74	.472	5 (2002-07)
Margaret McKeon	49	96	.338	5 (2007-12)
All-Time Total	231	380	.378	25 (1986-present)



RECORDS BOOK

ALL-TIME ROSTER

FIRST SEASON: 1986-87; COMPLETE THRU 2011-12

—A—

ALBANESE, Alyssa 12
AL-SHINGIETI, Maya 08, 09
ALVAREZ, Jady 04
ALVAREZ, Liliana 91, 92, 93, 94
AUGUSTINE, Joann 95

—B—

BALDWIN, Ayisha 97
BALLOU, Nicole 00, 01, 02, 03
BATTISTA, Laura 94, 95
BAUMLIN, Ali 06, 07
BEGASSE, Eileen 87
BELBO, Nancy 94
BERNARDO, Carolena 87
BROWN, Jessica 88
BURNEY, Teresa 93, 94

—C—

CALWER, Heike 91
CORSARO, Denise 87
COURTNEY, Schevilla 96
CROWE, Kelly 04, 05, 06, 07
CRUZ, Iris 88, 90, 92

—D—

DALEY, Lauren 99, 00
DASH, Sharon 90
DAUMER, Kate 05, 06
DAVILA, Nidia 97
DAWSON, Marilyn 87
DICKINSON, Jill 06, 07, 08, 09
DIXON, Shonte 03
DOMITEROVA, Denisa 12
DOMONKOS, Eileen 92, 93
DUNCAN, Kate 01, 02, 03, 04
DWECK, Kimberly 10, 11, 12
DYER, Quinda 94

—E—

EBEWO, Eti 04, 05, 06
ENGLAND, Button 02

—F—

FELIZ, Tania 97, 98
FOGG, Tamika 96, 97
FORTIER, Linda 88
FOSTER, Takiya 02
FUKAZAWA, Ursula 91
FUSCO, Elisa 88

—G—

GARNER, Tywana 90
GAVIN, Kerri Ann 99
GERALD, Jessica 08, 09, 10, 11
GOLDRICK, Liz 87, 90
GRANT, Natasha 91, 93
GRAY, Winsome 90
GRIFFIN, Melanie 09, 10, 11 (rs), 12
GRUENEWALD, Wendy 93, 94, 95, 96
GUARDADO, Luisa 96, 97, 99
GUY, Laquana 01
GYURICZA, Emese 05, 06

—H—

HEMINGWAY, Denaya 04, 05, 06
HENDRICKS, Lesley 07
HICKMAN, Jamie 92
HOBSON, Renee 88, 90, 92
HRNCIAR, Kim 92
HUFNAGEL, Elaine 91

—J—

JENERSON, Elizabeth 02
JOHNSON, Rayven 10, 11, 12
JOHNSON, Adriana 08 09
JOHNSON, Hanifa 95, 96
JORDAN, Tennille 99, 00, 01, 02
JOSEPH, Jennifer 91, 94

—K—

KERSHAW, Selena 02, 03, 04, 05
KUBIAK, Gretchen 99
KUKAL, Sharon 98, 99

—L—

LUPO, Jackie 03, 04, 05

—M—

MACK, Alexis 93, 95
MACK, Demesha 90
MALINOWSKI, Tracey 87
MALLORY, Colette 94
MALOON, Merna 98
MASSEY, SchrKy 02, 03
MATCIKA, Nicole 12
MATEJCIKOVA, Martina 12
McCAFFREY, Jackie 05, 06, 08, 09
McMILLIAN, Dion 87, 88
McNAIR, Tamara 96, 97, 98
MILLER, Alison 07, 08
MITROVIC, Sandy 93
MOSLEY, Kyrra 96
MULLEN, Veronica 99, 00

—N—

NWANKWO, Uju 11, 12

—O—

OCHS, Gina 91
O'CONNOR, Jackie 98, 99, 00, 01
O'DWYER, Aine 04, 05, 06, 07
OLSON, Sarah 12
OYELOLA, Kehinde 07, 08, 09, 10
OYELOLA, Taiwo 07, 08, 09, 10

—P—

PANTANO, Lisa 95
PARKER, Kristian 11
PATRIKIOS, Stephanie 01, 02
PIEKIELSKI, Katie 07, 08, 09, 10
POLIMEDA, Joie 98
PRESENTIEU, Aulina 99, 00, 01
PYRON, Odelia 98, 99, 00, 01

—R—

RAFF, Michele 94
REGGO, Lindsey 01, 02, 03, 04
RICHARDSON, Tiffany 95
ROBERTS, Deborah 92, 93, 94
ROBINSON, Erica 90
ROBINSON, Sharae 03
RODRIGUEZ, Brenda 95
RODRIGUEZ, Natalie 96, 97, 98
ROESSNER, Chrissa 98

—S—

SAMMS, Chevanese 01, 02, 03
SANCHEZ, Maria 10, 11
SCHARTNER, Emily 10, 11
SCHMIDT, Diane 95
SERIC, Ivana 08, 09, 10, 11
SIMPSON, Kristie 95, 96
SMITH, Ashley 09
SMITH, Darnella 88
SNEED, Brandy 02

—T—

THIBEAUD, Lucie 91, 92, 93, 94
THOMSON, Deanra 92
TRUKOWSKI, Tracy 94
TRYMAN, Naima 99
TUDOR, Lauren 00
TULLIS, Kim 12
TURNBULL, Breanna 03, 04, 05, 06

RECORDS BOOK



ALL-TIME ROSTER

FIRST SEASON: 1986-87; COMPLETE THRU 2011-12

—U—

ULLOA, Alba 97

—V—

VAN WRIGHT, Nevea 92, 93, 94, 96

VELEZ, Erika 04, 05, 06, 08

VOGEL, Colleen 07, 08

VOGEL, Jessica 03, 04, 05, 06

—W—

WASHINGTON, Keri 08

WASHINGTON, Lisa 87

WEBER, Cynthia 95

WIGHTON, Kathryn 07, 08, 09, 10

WILLIAMS, Marcy 11

WINCHESTER, Melsha 98, 99, 00, 01

WOMACK, Racquel 93

WORLEY, Sandy 88, 90

—Z—

ZAMBRANO, Claudia 97, 98

ZIEMBA, Melissa 96

ZORIC, Jelena 11, 12

*Note: Only second year of playing season is listed;
i.e., 95 = 1994-95 season.*

Corrections welcome - please contact Stephanie Pillari at pillari@njit.edu

Current players bold



Denisa Domiterova





RECORDS BOOK

ALL-TIME AWARDS

CONFERENCE CHAMPIONSHIPS

Independent Athletic Conference

1996 (Tournament)

ALL-CONFERENCE

Women's Intercollegiate Athletic Conference

1987-88	Dion McMillian, Sandy Worley (2nd)
1989-90	Tywana Garner (2nd)
1990-91	Liliana Alvarez
1991-92	Nevea Van Wright (hm)
1992-93	Nevea Van Wright
1993-94	Kristie Simpson Lauren Battista (2nd) Wendy Gruenewald (2nd)
1995-96	Nevea Van Wright Wendy Gruenewald Kristie Simpson (2nd)
1996-97	Tamika Fogg Tamara McNair (2nd)

New York Collegiate Athletic Conference

1997-98	Sharon Kukal (2nd)
1998-99	Sharon Kukal

Central Atlantic Collegiate Conference

2001-02	SchrKya Massey
2002-03	SchrKya Massey
2004-05	Kelly Crowe (2nd and All-Tournament) Selena Kershaw (3rd)
2005-06	Kelly Crowe (3rd) Selena Kershaw (3rd)

NCAA DIVISION I INDEPENDENT NEWCOMER OF THE YEAR

2007-08	Jessica Gerald
---------	----------------

ALL-NCAA DIVISION I INDEPENDENT

2007-08	Taiwo Oyelola (hm)
---------	--------------------

GREAT WEST CONFERENCE

2009-10	Jessica Gerald (1st) Taiwo Oyelola (hm)
2010-11	Jessica Gerald (2nd) Rayven Johnson (hm) Ivana Seric (hm)
2011-12	Rayven Johnson (1st) Denisa Domiterova (2nd) Nicole Maticka (hm)

GREAT WEST CONFERENCE

NEWCOMER OF THE YEAR

2011-12	Denisa Domiterova
---------	-------------------

GREAT WEST CONFERENCE

ALL-NEWCOMER TEAM

2011-12	Denisa Domiterova
---------	-------------------

NCAA DIVISION I INDEPENDENT

ALL ACADEMIC

2006-07	Ali Baumlin Kelly Crowe Aine O'Dwyer
2007-08	Katie Piekieski Jill Dickinson Kathryn Wighton
2008-09	Maya Al-Shingieti Jill Dickinson Katie Piekieski Ivana Seric

GREAT WEST CONFERENCE

ALL-ACADEMIC

2009-10	Jessica Gerald Katie Piekieski Ivana Seric
2010-11	Jessica Gerald Maria Sanchez Emily Schartner Ivana Seric

CONFERENCE ACADEMIC

PLAYER OF THE YEAR

New York Collegiate Athletic Conference

1999-2000	Lauren Daley
-----------	--------------

ALL-JERSEY 9 ASSOCIATION

1992-93	Nevea Van Wright
1993-94	Wendy Gruenewald

ALL-NJCBCA

1995-96	Wendy Gruenewald
1997-98	Sharon Kukal
1998-99	Sharon Kukal

NJCBCA PLAYER OF THE YEAR

1998-99	Sharon Kukal
---------	--------------

ALL-MET WRITERS (Division II)

1998-99	Sharon Kukal
2002-03	SchrKya Massey (2nd)
2003-04	Kelly Crowe (2nd)
2004-05	Kelly Crowe (1st)
2005-06	Kelly Crowe (1st)

ALL-TIME TEAM MVPs

1986-87	
1987-88	Dion McMillian
1988-89	no team
1989-90	Tywana Garner
1990-91	Liliana Alvarez
1991-92	Nevea Van Wright
1992-93	Nevea Van Wright
1993-94	Nevea Van Wright
1994-95	Wendy Gruenewald
1995-96	Nevea Van Wright
1996-97	Tamika Fogg
1997-98	Sharon Kukal
1998-99	Sharon Kukal
1999-00	Lauren Daley
2000-01	Jackie O'Connor
2001-02	SchrKya Massey
2002-03	Nicole Ballou SchrKya Massey

2003-04	Kelly Crowe
2004-05	Kelly Crowe
2005-06	Kelly Crowe, Selena Kershaw
2006-07	Jill Dickinson
2007-08	Jessica Gerald
2008-09	Jessica Gerald
2009-10	Jessica Gerald
2010-11	N/A
2011-12	N/A

ALL-TIME CAPTAINS

1986-87	Tracey Malinowski, Dion McMillian
1987-88	Dion McMillian
1988-89	no team
1989-90	
1990-91	
1991-92	
1992-93	
1993-94	
1994-95	Lauren Battista, Wendy Gruenewald

1995-96	
1996-97	
1997-98	
1998-99	Sharon Kukal
1999-00	Lauren Daley, Jackie O'Connor
2000-01	Jackie O'Connor Odelia Pyron
2001-02	Nicole Ballou, Chevanese Samms
2002-03	Nicole Ballou, SchrKya Massey
2003-04	Kate Duncan, Lindsey Reggo
2004-05	Kelly Crowe, Selena Kershaw
2005-06	Kelly Crowe, Selena Kershaw
2006-07	Kelly Crowe, Aine O'Dwyer
2007-08	Katie Piekieski
2008-09	Jackie McCaffrey
2009-10	Game captains
2010-11	Game captains
2011-12	Game captains

RECORDS BOOK



YEAR - BY - YEAR

(NOTE: the NCAA recognizes only games against 4-year varsity teams as official contests; games against JV teams and club teams are listed for the historical record, but are not included in official won-lost records)

2/8 BLOOMFIELD
2/16 at Mt. St. Mary (NY)
2/17 at Upsala
2/20 at St. Elizabeth
Coach: Bill Avant

1986-87 (0-15)

11/22 at Drew L 32-65
11/23 vs. Johns Hopkins L 37-80
12/2 ST. ELIZABETH L 40-73
12/4 at Upsala L 47-57
12/10 at FDU-Madison L 21-86
12/12 at St. Thomas Aquinas L 24-76
12/13 vs. Old Westbury L 36-71
12/18 OLD WESTBURY L 51-64
1/7 at William Paterson L 24-73
1/30 at Bloomfield L 48-66
1/27 at Old Westbury L 23-75
at Georgian Court L 18-81
2/3 RUTGERS-NEWARK L 36-103
2/9 DOMINICAN (NY) L 47-76
2/11 at St. Elizabeth L 45-71

WIAC (0-3)

Coach: John Speiss

1987-88 (2-11)

Greensboro L 33-62
St. Elizabeth L 32-53
Bloomfield L 29-85
FDU-Madison L 31-70
Vassar L 52-54
Upsala L 56-79
Nazareth L 43-103
Notre Dame College L 36-52
1/30 at Caldwell L 70-81
Drew L 34-53
2/10 NY MARITIME W 47-31
Bloomfield L 37-85
VASSAR W 62-59

Coach: Dave DeNure

1988-89

No Team

1989-90 (0-12)

1/8 at FDU-Madison
1/13 FDU-MADISON
1/20 at Mt. St. Vincent
1/23 at MT. ST. MARY (NY)
1/27 ST. ELIZABETH
1/29 at Bloomfield
2/5 at Caldwell
2/7 at Drew

1990-91 (3-17)

Yeshiva W 40-23
Mt. St. Vincent L 24-68
St. Elizabeth L 25-68
Drew L 17-55
Caldwell L 20-77
Centenary (NJ) L 33-66
FDU-Madison L 30-64
Mt. St. Mary (NY) L 22-65
Upsala L 24-70
Hunter L 27-77
Caldwell L 21-74
NY Maritime W 39-24
St. Elizabeth L 20-67
Mt. St. Mary (NY) L 28-76
NY Maritime L 61-69
FDU-Madison L 38-71
Upsala L 43-90
Yeshiva W 54-32
Centenary L 40-60

Coach: Brenda Zabriskie

1991-92 (8-14)

11/22 vs. Medgar Evers W 39-37
11/23 vs. Mt. St. Vincent L 39-64
11/26 MT. ST. VINCENT L 27-38
12/5 ST. ELIZABETH* L 52-86
12/9 at FDU-Madison* L 35-83
12/11 YESHIVA W 63-24
12/12 HUNTER L 53-76
1/13 MT. ST. MARY (NY)* L 54-79
1/22 N.Y. MARITIME W 80-18
1/24 at St. Elizabeth* L 59-71
1/30 NEW ROCHELLE W 71-40
1/31 YORK (NY) W 62-51
2/3 UPSALA* L 62-95
2/4 FDU-MADISON* L 38-72
2/10 at York (NY) W 67-58
2/13 at Upsala* L 54-84
2/15 CENTENARY L 64-66
2/17 at Yeshiva W 69-35
2/19 Centenary (NJ) * L 55-81
2/22 at Drew L 50-66
at NY Maritime W 53-25
2/26 at Mt. St. Mary (NY) * L 35-64

* WIAC (0-8)

Coach: Brenda Zabriskie

1992-93 (8-14)

11/21 YORK (NY) W 52-50
11/24 at Upsala* L 49-81
11/30 OLD WESTBURY L 56-65
12/3 ST. ELIZABETH* L 43-53
12/5 DREW L 59-67
12/7 FDU-MADISON* L 46-71
12/8 at New Rochelle W 79-37
1/11 CCNY W 62-43
1/13 at York (NY) L 37-39
1/16 MT. ST. VINCENT** W 71-45
1/18 at Centenary (NJ) * L 52-74
1/22 at St. Elizabeth* L 41-67
1/23 at Mt. St. Mary (NY)* L 41-67
1/26 at Stevens Tech** W 57-28
1/30 at NY Maritime** W 64-16
2/1 UPSALA* L 57-62
2/2 at FDU-Madison* L 45-77
2/9 STEVENS TECH** W 71-25
2/6 at Mt. St. Vincent** L 37-39
2/15 at Yeshiva** W 62-17
2/17 CENTENARY* L 38-65
2/23 MT. ST. MARY (NY) * L 47-63

* WIAC (0-10)

** IAC (5-1)

Coach: Brenda Zabriskie

1993-94 (13-8)

11/23 UPSALA* L 51-93
11/29 DREW W 63-62
12/1 at St. Elizabeth* L 53-59
12/4 at Mt. St. Mary (NY)* L 58-76
12/6 at FDU-Madison* L 48-60
12/10 vs. Medgar Evers W 68-48
12/11 vs. Baruch W 62-54
1/10 at CCNY W 53-52
1/15 MT. ST. VINCENT W 58-56
1/22 at Staten Island W 67-55
1/25 BARUCH W 57-53
1/27 FDU-MADISON* L 57-68
1/29 ST. ELIZABETH* W 65-56
2/7 CENTENARY (NJ)* W 84-59
2/14 at Upsala* L 53-71
2/16 at Medgar Evers L 73-86
2/19 NY MARITIME W 40-12
2/22 at Manhattanville L 45-48
2/25 NY MARITIME+ W 67-12
2/26 MT. ST. VINCENT+ W 60-49
2/28 at Centenary (NJ)* W 61-36

* WIAC (3-6)

+ IAC Tournament

Coach: Brenda Zabriskie-DeNure

1994-95 (12-11)

11/22 at Drew W 59-58
11/30 ST. ELIZABETH* L 48-53
12/7 STATEN ISLAND L 68-72
1/5 at Warner Southern L 48-65
1/6 vs. Bethel L 55-77
1/7 vs Houten L 39-58
1/9 CCNY W 68-66
1/11 at York (NY) L 33-34
1/14 at Mt. St. Vincent* L 52-53
1/16 at Centenary (NJ) * W 69-57
1/18 at St. Elizabeth* L 40-69
1/21 BARUCH W 54-45
1/24 ST. JOSEPH'S (NY) W 74-29
1/26 FDU-MADISON* L 40-69
1/28 OLD WESTBURY W 68-37
2/2 at Richard Stockton L 46-65
2/6 CENTENARY (NJ) * W 62-59
2/8 MT. ST. MARY (NY) * L 57-75
2/10 at Lehman W 89-42
2/15 MEDGAR EVERS W 76-63
2/20 MANHATTANVILLE W 70-50
2/23 vs. Yeshiva + W 77-26
2/26 vs. Mt. St. Vincent+ W 53-46

* WIAC (2-5)

+ IAC Tournament

Coach: Brenda Zabriskie-DeNure

1995-96 (16-5)

11/21 DREW L 62-71
11/29 at St. Elizabeth W 63-36
12/2 vs CCNY W 57-55
12/3 at Manhattanville L 55-61
12/5 MT. ST. VINCENT W 82-48
12/7 at Staten Island W 52-45
1/6 STOCKTON L 50-57
1/10 at York (NY) W 80-37
1/13 at Mt. St. Vincent W 70-52
1/15 at Centenary (NJ) W 73-66
1/25 at FDU-Madison L 43-49
1/30 ST. ELIZABETH W 59-42
2/5 CENTENARY (NJ) W 76-72
2/7 at Mt. St. Mary (NY) L 41-59
2/9 HUNTER W 62-42
2/12 at Baruch W 91-37
2/14 NY MARITIME W 88-15
2/18 at Bard W 74-35
2/19 ST. JOSEPH'S (NY) W 73-24
2/24 YESHIVA W 92-12
2/25 MT. ST. VINCENT W 60-43

* WIAC (4-1)

Coach: Maureen O'Neil

1996-97 (7-15)

11/22 at Rutgers-Newark L 33-74
11/23 vs. Manhattanville L 36-68
12/2 GEORGIAN COURT L 21-74
12/4 at Mt. St. Vincent W 60-50
12/5 at Montclair State L 38-85
12/7 vs. John Jay W 53-49
12/11 ST. JOSEPH'S (NY)* W 75-53
1/7 at Richard Stockton L 42-84
1/13 at Centenary (NJ) * L 56-75
1/15 at York (NY) W 58-34
1/21 QUEENS (NY) L 46-70
1/23 MT. ST. VINCENT L 43-65
1/27 ST. JOSEPH'S (Bkln)* W 73-55
1/30 FDU-MADISON L 47-64
2/1 at Caldwell L
2/3 at CENTENARY (NJ) * L 51-82
2/5 ST. ELIZABETH W 52-42
2/7 STATEN ISLAND L 51-62
2/13 BARD W 58-46
2/17 ST. JOSEPH'S (NY)* L 52-53
2/20 at St. Elizabeth* L 39-65
2/22 at Mt. St. Mary (NY) L 44-81

* WIAC (3-4)

Coach: Bill McColl

1997-98 (5-21)

First year Division II

11/15 at St. Rose* L 27-122
11/17 CALDWELL L 60-77
11/23 at Bridgeport L 44-81
11/28 vs. Bloomfield W 59-53
11/29 at Molloy* L 54-63
12/3 DOWLING* L 65-76
12/6 at Mercy* L 67-76
12/8 at Concordia (NY)* L 65-77
12/10 at Adelphi* L 52-76
12/13 SOUTHAMPTON* L 56-87
1/5 at Dist. Of Columbia L 50-59
1/7 CW POST* L 47-70
1/10 at Dowling* L 57-88
1/14 QUEENS (NY)* W 50-48
1/17 PHILA. TEXTILE* L 64-93
1/19 at C.W. Post* L 45-63
1/21 at Baruch* L 38-61
1/24 MERCY* L 59-67
1/28 at Queens (NY)* W 66-57
1/31 MOLLOY L 53-66
2/4 at Phila. Textile* L 54-83
2/7 CONCORDIA (NY)* W 70-65
2/11 at Southampton* L 52-79
2/14 DIST. OF COLUMBIA W 62-51
2/18 ADELPHI* L 48-59



RECORDS BOOK

YEAR - BY - YEAR



Melanie Griffin

2/21 ST. ROSE* L 30-63
** New York Collegiate Athletic Conference (3-17)*
Coach: Kim Barnes Arico

1998-99 (11-16)

11/27	at Dist. of Columbia	L 75-87
11/28	vs. Elizabeth City	L 55-80
12/2	ADELPHI*	L 65-69
12/5	MOLLOY*	W 62-56
12/9	at Phila. Textile*	L 49-86
12/12	ST. ROSE*	L 64-98
1/2	DOWLING*	L 62-75
1/4	CONCORDIA (NY)*	L 56-66
1/6	at Southampton*	L 48-72
1/9	at New York Tech*	W 55-42
1/13	QUEENS (NY)*	W 68-44
1/16	at Mercy*	W 54-47
1/18	CW POST*	W 3ot 62-59
1/20	at Adelphi*	L ot 56-58
1/23	at St. Augustine	L 43-74
1/25	at Molloy*	W 65-57
1/27	PHILA. TEXTILE*	L 45-71
1/30	at St. Rose*	L 40-81
2/1	DOWLING*	W 65-61
2/3	at Concordia (NY)*	W 61-50
2/6	SOUTHAMPTON*	L 52-63
2/7	DIST. OF COLUMBIA	L 55-57
2/10	NEW YORK TECH*	W 75-32
2/13	at Queens (NY)*	W 53-49
2/17	MERCY*	W 54-41
2/20	at C.W. Post*	L 51-59

2/23 at Southampton+ L 51-74
** New York Collegiate Athletic Conference (9-12)*
+ NYCAC Tournament

Coach: Kim Barnes Arico

1999-2000 (11-16)

11/20	at College of New Jersey	L 53-77
11/21	vs. Lehman	W 74-56
11/23	ST. PAUL'S	L ot 62-66
12/1	ADELPHI*	L 58-75
12/4	at New York Tech*	W 74-61
12/8	PHILADELPHIA*	L 69-78
12/11	at Queens (NY)*	W 72-59
12/19	ST. ROSE*	L 51-87
1/5	MOLLOY*	L 61-68
1/8	at Mercy*	L 46-77
1/12	DOWLING*	W 57-49
1/15	at C.W. Post*	L 64-75
1/17	CONCORDIA (NY)*	W 85-59
1/19	at Adelphi*	L 56-78
1/22	NEW YORK TECH*	W 77-51
1/26	at Philadelphia*	L 52-81
1/29	QUEENS (NY)*	W 64-54
2/2	SOUTHAMPTON*	L 58-80
2/5	at Molloy*	W 72-70
2/9	MERCY*	L 52-64
2/12	at Dowling*	W 72-52
2/16	C.W. POST*	W 64-51
2/18	ST. AUGUSTINE	L 56-58
2/20	at Concordia (NY)*	W 72-65
2/23	at Southampton*	L 53-79
2/26	at St. Rose*	L 42-94
2/29	at Philadelphia+	L 65-80

** New York Collegiate Athletic Conference (10-12)*
+ NYCAC Tournament
Coach: Sharon Manning Beverly

2000-01 (4-23)

11/21	DOMINICAN (NY)*	L 44-67
11/27	KUTZTOWN	L 63-85
11/29	at Goldey-Beacom*	W 73-52
12/2	at USP*	L 46-61
12/4	SOUTHAMPTON	L 51-74
12/6	at Nyack*	L 49-67
12/9	at Wilmington (DE)*	L 52-74
12/15	HOLY FAMILY*	L 30-72
12/19	BLOOMFIELD*	L 48-65
1/2	at Eckerd	L 52-84
1/3	at St. Leo	L 49-80
1/9	GEORGIAN COURT*	L 53-65
1/11	at Teikyo Post*	L 67-78
1/13	at Felician*	L 54-74

1/17	at Dominican (NY)*	L 42-79
1/20	at Bloomfield*	L 58-62
1/27	USP*	L 56-79
1/30	CALDWELL*	L 56-78
2/1	at Georgian Court*	L 66-68
2/3	GOLDEY-BEACOM*	W 57-56
2/6	TEIKYO POST*	W 62-60
2/7	NYACK*	L 68-83
2/10	FELICIAN*	L 58-73
2/12	at Caldwell*	L 52-72
2/14	WILMINGTON (DE)*	W 62-47
2/17	at Holy Family*	L 55-72
2/21	at New Haven	L 63-90

** Central Atlantic Collegiate Conference (4-18)*
Coach: Sharon Manning Beverly

2001-02 (15-12)

11/17	vs. Lynn	L 53-59
11/18	vs. Mercy	W 73-68
11/20	at Southampton	L 60-95
11/27	NYACK*	W 77-63
12/1	at Wilmington (DE)*	W 71-43
12/5	DOMINICAN (NY)*	L 65-78
12/8	at Felician*	L 69-77
12/10	at Caldwell*	L 60-80
12/15	GEORGIAN COURT*	W 64-51
12/22	USP*	W 64-51
1/3	TEIKYO POST*	W 79-49
1/5	at Holy Family*	L 44-65
1/8	at Bloomfield*	L 62-75
1/10	at Dominican (NY)*	W 72-65
1/15	FELICIAN*	W 76-73
1/19	at Goldey-Beacom*	W 63-42
1/23	at Nyack*	W 91-84
1/26	CALDWELL*	W ot 74-70
2/2	HOLY FAMILY*	L 53-71
2/5	at Teikyo Post*	W 88-58
2/7	at Georgian Court*	W 76-53
2/9	GOLDEY-BEACOM*	W 76-45
2/12	at USP*	L 60-79
2/14	BLOOMFIELD*	L 62-67
2/16	WILMINGTON (DE)*	W 83-54
2/18	at Kutztown	L 59-69
2/23	NEW HAVEN	L 53-72

** Central Atlantic Collegiate Conference (14-8, 4th/12)*
Coach: Sharon Manning Beverly

2002-03 (16-12)

11/22	vs. Stonehill	L 64-80
11/23	vs. La Roche	W 85-52
11/26	NYACK*	W 63-56
12/1	KUTZTOWN	L 67-70

12/4	at Wilmington (DE)*	W 64-39
12/7	at Dominican (NY)*	W 77-69
12/10	at Goldey-Beacom*	W 67-35
12/14	at Felician*	W 76-67
12/21	at Georgian Court*	L 51-67
12/30	at Eckerd	L 56-66
1/2	at St. Leo	L 40-96
1/5	USP*	W 81-51
1/7	at Caldwell*	L 57-68
1/9	TEIKYO POST*	W 74-38
1/14	at Bloomfield*	L 64-65
1/16	DOMINICAN (NY)*	W 60-56
1/18	at Holy Family*	L 69-79
1/21	FELICIAN*	W 82-77
1/25	GOLDEY-BEACOM*	W 73-60
1/28	at Nyack*	W 69-61
2/1	CALDWELL*	W 53-51
2/5	at Teikyo Post*	L 59-65
2/8	HOLY FAMILY*	L 50-61
2/11	at USP*	L 55-58
2/15	BLOOMFIELD*	W 59-56
2/19	GEORGIAN COURT*	W 77-54
2/22	WILMINGTON (DE)*	W 72-50
2/26	at Caldwell+	L 63-64

** Central Atlantic Collegiate Conference (15-7, 4th/12)*
+ CACC Tournament
Coach: Kim Bowen

2003-04 (12-16)

11/21	at Assumption	L 43-66
11/22	vs. Stonehill	L 56-73
11/25	at Nyack*	W 79-61
12/3	WILMINGTON (DE)*	W 62-50
12/9	at Felician*	L 52-56
12/12	at American Intnat'l	L 52-86
12/13	vs. So. Connecticut	L 33-67
12/20	GEORGIAN COURT*	W 68-49
12/30	at Kutztown	W 67-59
1/5	CALDWELL*	L 68-71
1/8	TEIKYO POST*	L 56-68
1/13	BLOOMFIELD*	W 73-64
1/15	at Dominican (NY)*	L 58-73
1/17	at Holy Family*	L 58-93
1/24	at Goldey-Beacom*	W 67-60
1/27	NYACK*	W 68-52
1/29	at USP*	L 61-65
1/31	at Caldwell*	W ot 91-89
2/2	DOMINICAN (NY)*	L 61-67
2/4	at Teikyo Post * W 2 ot 97-94	
2/7	HOLY FAMILY*	L 52-84
2/10	USP*	L 71-74
2/14	at Bloomfield*	L 73-75

2/18	at Georgian Court*	L 75-76
2/21	at Wilmington (DE)*	W 54-45
2/24	FELICIAN*	W 78-40
2/26	GOLDEY-BEACOM*	W 68-43
3/2	at USP+	L 52-92

** Central Atlantic Collegiate Conference (11-11, T-6th/12)*
+ CACC Tournament
Coach: Kim Bowen Lusk

2004-05 (18-12)

11/15	ASSUMPTION	L 48-54
11/19	vs. East Stroudsburg^	W 66-55
11/20	at Kutztown^	L ot 68-69
11/30	at Felician*	W 65-55
12/2	GOLDEY-BEACOM*	W 88-72
12/4	HOLY FAMILY*	L 53-73
12/7	at Post (CT)*	W 62-49
12/11	at USP*	L 55-70
12/29	at Bryant#	L 59-70
12/30	vs. American Intnat'l	L 58-77
1/5	WILMINGTON (DE)*	L 72-74
1/11	at Caldwell*	W 70-52
1/15	at Bloomfield *	L 68-84
1/18	DOMINICAN (NY)*	W 47-35
1/20	at Nyack*	W 73-46
1/25	FELICIAN*	W 62-56
1/27	at Goldey-Beacom*	W 83-54
1/29	at Holy Family *	L 59-77
2/1	POST (CT)*	W 77-49
2/5	USP*	W 61-44
2/8	GEORGIAN COURT*	W 71-63
2/12	at Wilmington (DE)*	L 69-78
2/15	CALDWELL*	W 77-56
2/19	BLOOMFIELD*	W 73-55
2/22	at Dominican (NY)*	W 68-64
2/25	NYACK*	W 73-40
2/26	at Georgian Court*	W 82-52
3/2	DOMINICAN (NY) \$	W 67-45
3/4	vs. Holy Family \$	L 73-84
3/11	at Philadelphia U. !	L 56-63

** Central Atlantic Collegiate Conference (16-6, 4th/12)*
^Kutztown University Classic
#Comfort Suites Holiday Classic
\$CACC Tournament
!ECAC Tournament at Philadelphia (1st postseason appearance in program history)
Coach: Kim Bowen Lusk

2005-06 (17-10)

11/22	KUTZTOWN	W 49-40
11/29	CALDWELL*	W 61-57

NEW JERSEY INSTITUTE OF TECHNOLOGY

2012-13 Women's Basketball Media Guide



NJIT HALL OF FAME

Name	Grad. Year	Contribution	Sport (s)	Years Active	Year of Induction	Name	Grad. Year	Contribution	Sport (s)	Years Active	Year of Induction
BAKUN, Andrew I.	1982	Athlete/Asst. Coach	M-Soccer	1978-81/ 90-91	2005	IRIS, Herb	1951	Benefactor	--	--	2007
BAKUN, Myron	1967	Athlete	M-Soccer	1964-66	1991	KAMINSKY, Nicholas J.	1978	Athlete	Baseball	1975-78	2006
BARTH, Roland E.	1960	Athlete	M-Fencing	1957-59	2009	KASBARIAN, Raymond P.	1966	Founder/Athlete	Judo	1962-66	1989
			M-Soccer	1956-59		KETZNER, Robert Shelby	--	Coach	Rifle	1962-86	1987
BAUDER, Fred "Coach"	--	Coach	M-Basketball	1932-61	1989	KHOWAYLO, Alex	1969	Athlete	M-Soccer	1960-63	1996
BLUM, Raymond E.	1950	Distinguished Alumnus	Speedskating/Cycling	--	1996	LUBETKIN, Charles "Tudy"	1953	Athlete	M-Basketball/M-Track	1949-52	1994
BORJA, Hernan "Chico"	1981	Athlete	M-Soccer	1977-80	1986	LYNCH, Robert K.	1984	Athlete/Coach	M-Fencing	1977-80/ 86-91	1993
BORNAKO, Gregory "Egor"	1970	Athlete	M-Fencing	1966-70	1987	MacDONALD, Dan	1984	Athlete	Baseball	1981-84	1992
BOWSER, Hamilton V.	1952	Athlete	M-Fencing	1948-52	1989	OLSEN, Richard J.	1969	Athlete	M-Basketball	1965-69	1988
BRADLEY, Thomas	1978	Athlete	M-Swimming	1974-78	1990	OLSON, George R.	1977	Athlete	Baseball	1974-77	1987
BROWN, Andrew D.	1963	Athlete	M-Soccer	1956-59	2006	PAULIUS, Raymond V.	1985	Athlete	M-Soccer	1980-83	2006
CRIMMINS, David	1952	Athlete	M-Fencing	1948-52	2007	RODGERS, Tarik	1996	Athlete	M-Volleyball	1992-95	2010
CRUZ, Edward	1963	Athlete	M-Soccer	1959-62	1995	ROGERS, Warren	1988	Athlete	M-Basketball	1983-87	1993
DAWSON, Marilyn E.	1986	Athlete	WVB/WBKB/SB	1982-86	1991	ROMULUS, Rudy	1991	Athlete	M-Volleyball	1988-91	1996
DeNICOLA, Carmine P.	1978	Athlete	Baseball	1975-78	2005	ROSS, Jonathan A.	1956	Athlete	M-Soccer	1953-55	2010
DeNURE, Dave	--	Coach	M-Volleyball	1982-98	2009	SARLO, Paul A.	1992	Athlete	Baseball	1989-91	2005
			W-Volleyball	1986-90		SCHMID, John "Gene"	--	Asst Coach/Coach	Baseball	1968-72/ 73-97	2002
			W-Basketball	1987-88							
DeVITO, Louis	1960	Athlete	M-Soccer/M-Fencing	1956-60	1992	SIMON, J. Malcolm	--	Coach	M-Soccer	1955-83	1994
DIAS, Joe A.	1977	Athlete	M-Soccer	1973-76	1993			Director of Athletics	--	1983-94	
DRURY, Eugene M.	1963	Athlete	M-Tennis	1960-63	1988	SKURLA, Peter J.	1941	Athlete	Bowling	1937-41	1992
ENG, Katherine	1993	Athlete	W-Volleyball	1989-92	2007	SORIANO, Gregory	1975	Athlete	M-Fencing	1968-72	2010
ETIENNE, Yves	1979	Athlete	M-Volleyball	1976-78	1990	SWANSON, Robert F.	--	Director of Athletics	--	1947-82	1986
FEHN, Gilbert F.	1940	Athlete	M-Basketball/M-Tennis	1936-40	1992	TAETZSCH, Robert	1952	Athlete	M-Fencing	1948-52	2007
FITZGERALD, Joseph M.	--	Coach/Asst. Coach	M-Basketball	1961-66/ 52-61	1986	TAETZSCH, William	1952	Athlete	M-Fencing	1948-52	2007
						TOSATO, Lawrence P.	1956	Athlete	M-Basketball/Baseball	1952-56	1987
FLEISHER, Seymour "Zoom"	1951	Athlete	M-Basketball	1947-51	1992	TUBELLO, Jeffrey	1976	Athlete	Rifle	1972-76	1988
GAGLIARDO, Salvatore A.	1985	Athlete	M-Basketball	1981-85	1995	VAN WRIGHT, Nevea	1997	Athlete	W-Basketball	1991-96	2005
GALLAGHER, Thomas G.	1985	Athlete	M-Basketball	1981-85	1991	WALSH, John J.	1966	Athlete	MSoc/MBKB/Baseball	1962-66	1986
GIOVANNOLI, Arnold L.	1953	Athlete	M-Basketball	1950-53	1993	WASNIEWSKI, Frank	1980	Athlete	M-Tennis	1977-80	1990
GOLDRICK PITT, Elizabeth M.	1990	Athlete	WVB/SB/WBKB/WTen	1985-90	1995	WELGOS, Bob	1962	Athlete	M-Basketball/Bowling	1959-62	2005
GRAZIANO, Jean M.	1989	Athlete	Softball	1986-89	2009	WOROBEC, Myron S.	1966	Athlete	M-Soccer	1962-65	1994
GRUENEWALD, Wendy A.	1997	Athlete	WBKB/SB/WVB/WSoc	1992-96	2003	YONEZUKA, Yoshishada	--	Founder/Coach	Judo	1962-?	1991
HAASE, Jay W.	1975	Athlete	M-Fencing	1971-75	1988	ZORN, Werner	1962	Athlete	M-Soccer	1958-61	1988
HAMMOND, Kenneth W.	1979	Athlete	M-Soccer	1974-77	2003						
HANDWERKER, Andy	1963	Athlete	M-Soccer	1959-62	2002						
HAUSSER, Paul C.	--	Administrator	--	1953-91	1990	Teams	Year	Accomplishments		Year of Induction	
		Coach	Fencing/Baseball	1954-88/53-72		Men's Soccer	1960	NAIA co-National Champion		1988	
HUBEY, Ali	1972	Athlete	M-Soccer	1968-71	1990	Men's Basketball	1981-82	NJIT's first ECAC and IAC champion		1990	
HURTADO, Fabian	1975	Athlete	M-Soccer	1970-74	1987	Baseball	1982	NJIT's second ECAC and IAC champion		1993	

NJIT's first multi-sport conference affiliation at the Division I level, came when the Highlanders aligned with the Great West Conference, which began play as an expanded multi-sport conference in 2009-10.

Member schools are spread over seven states and four time zones, giving each school added exposure in new destinations. The conference, which began as a football-only league, took a giant leap in the collegiate athletic world with expansion to include a full range of sports and new members.

Joining the league in July 2008 were: Houston Baptist, NJIT, North Dakota, South Dakota, Texas-Pan American and Utah Valley. Chicago State accepted the league's invitation to join in October 2008. These seven schools joined football-only members Cal Poly, UC Davis and Southern Utah.

As the conference began planning for multi-team sport competition, several teams were added in women's soccer and baseball to help provide a more diverse and competitive field. Delaware State, Howard and South Carolina State joined as associate members in women's soccer and they formed the East Division, along with NJIT. Northern Colorado and New York Institute of Technology joined as associate members in baseball, while Seattle was added as an associate member in cross country and track and field.

NJIT, Texas-Pan American and Utah Valley had been playing each other in multiple sports, including home-and-home games in men's and women's basketball, since NJIT began Division I competition for the first time in 2006-07.

NJIT and Utah Valley completed their NCAA reclassification and became championship-eligible members of NCAA Division I in September. Houston Baptist announced an agreement with the NCAA that can make HBU an active member of Division I in 2011-12 and North Dakota and South Dakota will be active members of Division I in 2012-13. Texas-Pan American and Chicago State have been active Division I programs for many years.



The expanded conference is not an automatic NCAA Division I championship postseason qualifier, but it offers the benefit of conference championship competition, stable scheduling opportunities and individual recognition for student-athletes through weekly and season all-conference recognition.

The champion of the Great West Conference men's basketball postseason tournament (hosted in 2011 by Utah Valley) receives an automatic bid into the CollegeInsider.com Tournament (CIT) a 16-team national postseason tournament won by Old Dominion in 2009 and Missouri State in 2010 in a game that was televised nationally on Fox College Sports.

Governance of the GWC remains primarily with the member institutions. Each member institution is represented on the President's Council by its CEO. General operations and management of the Conference is conducted by the Joint Council, comprised of Directors of Athletics and Senior Woman Administrators.

NJIT's sports that compete in championships sponsored by the Great West Conference are: baseball, basketball (men's and women's); cross country (men's and women's); track and field (men's and women's; indoor and outdoor); women's tennis; and, women's volleyball.

Two NJIT sports that do not come under the Great West umbrella continue in their existing conferences—men's soccer in the Atlantic Soccer Conference and men's volleyball in the Eastern Intercollegiate Volleyball Association, which has an automatic NCAA postseason berth, claimed in 2008 by eventual national champion Penn State.

The latest conference news and information is available on-line at <http://www.greatwestconference.org/>.

SENIOR ADMINISTRATION

Lenny Kaplan	Director of Athletics
Alexis Schug	Associate Athletic Director/Senior Women Administrator
Joe Caiola	Assistant Director of Athletics/Business/Facilities
Tim Camp	Assistant Athletic Director for Sports Information
Marian Johnson	Assistant Athletic Director for Athletics – Compliance
Wenda Noel-Lane	Administrative Assistant for the Director of Athletics
Mike Siegel	Faculty Athletic Representative
Brian Callahan	Assistant Director of Physical Education

ACADEMIC SUPPORT

Sandra Taylor	Associate Director CAPE – Athlete Academic Advisor
Elizabeth Bookwalker	Academic Advisor for SA & Eligibility Certification Officer

ATHLETIC TRAINING

Matt Koscs	Head Athletic Trainer
Paul Grayner	Assistant Athletic Trainer
Brittany Vorndran	Assistant Athletic Trainer

COMPLIANCE

Alexis Schug	Associate Athletic Director/Senior Women Administrator
Marian Johnson	Assistant Athletic Director for Athletics – Compliance

DEVELOPMENT

Darlene Lamourt	Development Officer for Athletics
-----------------	-----------------------------------

FLEISHER ATHLETIC CENTER

Shannon Abraham	Operations Manager/Tickets
Jonathan Walker	Front Desk
Courtney Caden	Receptionist

SPORTS INFORMATION

Tim Camp	Assistant Athletic Director of Sports Information
Stephanie Pillari	Assistant Sports Information Director

STRENGTH AND CONDITIONING

Dan Huff	Head Strength and Conditioning Coach
----------	--------------------------------------

COACHING STAFF DIRECTORY

BASEBALL

Brian Guiliana	Head Coach
Robbie McClellan	Assistant Coach

MEN'S BASKETBALL

Jim Engles	Head Coach
Mike Spisto	Assistant Coach
Brian Kennedy	Assistant Coach
Michael Brown	Assistant Coach
Matt Healing	Director of Operations

WOMEN'S BASKETBALL

Steve Lanpher	Head Coach
Mark McCaleb	Assistant Coach
LaKea Jones	Assistant Coach
Epiphany Smith	Assistant Coach

MEN'S & WOMEN'S CROSS COUNTRY

Al Alonso	Head Coach
Albert Siuta	Assistant Coach

MEN'S AND WOMEN'S FENCING

Yefim Litvan	Head Coach
Jason Henderson	Assistant Coach

MEN'S SOCCER

Cesar Markovic	Head Coach
Didier Orellana	Assistant Coach
John Ciano	Assistant Coach

WOMEN'S SOCCER

Sergio Gonzalez	Head Coach
Mandi Risden	Assistant Coach
Erwin van Bennekom	Assistant Coach

MEN'S SWIMMING

Michael Lawson	Head Coach
Mark Albright	Assistant Coach
Daniel Schittone	Assistant Coach

MEN'S AND WOMEN'S TENNIS

Mike Sowter	Head Coach
Danielle Viola	Assistant Coach
Bernie Jones	Assistant Coach

MEN'S AND WOMEN'S TRACK AND FIELD (INDOOR & OUTDOOR)

Al Alonso	Head Coach
Albert Siuta	Assistant Coach
Savatheda Fynes Coke	Assistant Coach

MEN'S VOLLEYBALL

Ryan McNeil	Head Coach
Francesca Garay	Graduate Assistant Coach

WOMEN'S VOLLEYBALL

JR Martins	Head Coach
Francesca Garay	Graduate Assistant Coach

FOR GPS USERS

The address for Lubetkin Field at J. Malcolm Simon Stadium, the Estelle and Zoom Fleisher Athletic Center, and the Naimoli Family Athletic and Recreational Facility is 80 Lock Street, Newark, NJ, 07102.

BY CAR

New Jersey Turnpike: Driving North from South Jersey: Take NJ Turnpike to Exit 13A Newark Airport. After toll stay to left and follow signs to Rt. 1 & 9 North. You will merge onto Rt. 1 & 9 North. Airport will be on right. Follow signs for downtown Newark and Rt. 21 North (left lane exit ramp). Downtown Newark will be in front of you. NYC will be off to your right. Follow Rt. 21 North (McCarter Highway). Turn left on Raymond Blvd. Follow Raymond Blvd. past Warren Street traffic light and Fleisher Athletic Center, Naimoli Center, and Lubetkin Field at J. Malcolm Simon Stadium will be to your right (one soccer goal line runs along Warren Street and the soccer sideline parallels Lock Street).

New Jersey Turnpike: Driving South from North Jersey: Take exit 15W to Route 280 West, then follow Route 280 West directions.

Route 280 West: After drawbridge, take Exit 15A Rt. 21 South - McCarter Highway). Follow Rt. 21 South to Raymond Blvd. Turn right on Raymond Blvd. Follow Raymond Blvd. past Warren Street traffic light and Fleisher Athletic Center, Naimoli Center, and Lubetkin Field at J. Malcolm Simon Stadium will be to your right (one soccer goal line runs along Warren Street and the soccer sideline parallels Lock Street).

Route 280 East: Take Exit 15 (Rt. 21 South - McCarter Highway). Follow Rt. 21 South to Raymond Blvd. Turn right on Raymond Blvd. Follow Raymond Blvd. past Warren Street traffic light and Fleisher Athletic Center, Naimoli Center, and Lubetkin Field at J. Malcolm Simon Stadium will be to your right (one soccer goal line runs along Warren Street and the soccer sideline parallels Lock Street).

Garden State Parkway (North & Southbound): Take exit 145 to Route 280 East, then follow Route 280 East directions.

Route 1 & 9 North & South: Take exit marked Newark, Rt. 21 North (McCarter Highway). Follow Rt. 21 North (McCarter Highway). Turn left on Raymond Blvd. Follow Raymond Blvd. past Warren Street traffic light and Fleisher Athletic Center, Naimoli Center, and Lubetkin Field at J. Malcolm Simon Stadium will be



to your right (one soccer goal line runs along Warren Street and the soccer sideline parallels Lock Street).

Route 78 East: Take Route 78 East to Rt. 21 North. Turn left on Raymond Blvd. Follow Raymond Blvd. past Warren Street traffic light and Fleisher Athletic Center, Naimoli Center, and Lubetkin Field at J. Malcolm Simon Stadium will be to your right (one soccer goal line runs along Warren Street and the soccer sideline parallels Lock Street).

Route 22 East: Take Route 22 East to Route 21 North. Turn left on Raymond Blvd. Follow Raymond Blvd. past Warren Street traffic light and Fleisher Athletic Center, Naimoli Center, and Lubetkin Field at J. Malcolm Simon Stadium will be to your right (one soccer goal line runs along Warren Street and the soccer sideline parallels Lock Street).

Route 21 North: Follow Rt. 21 North to Raymond Blvd. Turn left onto Raymond Blvd. Follow Raymond Blvd. past Warren Street traffic light and Fleisher Athletic Center, Naimoli Center, and Lubetkin Field at J.

Malcolm Simon Stadium will be to your right (one soccer goal line runs along Warren Street and the soccer sideline parallels Lock Street).

Route 21 South: Follow Rt. 21 South (McCarter Highway) to Raymond Blvd. Turn Right on Raymond Blvd. Follow Raymond Blvd. past Warren Street traffic light and Fleisher Athletic Center, Naimoli Center, and Lubetkin Field at J. Malcolm Simon Stadium will be to your right (one soccer goal line runs along Warren Street and the soccer sideline parallels Lock Street).

New York Thruway: Thruway to Exit 14A, Garden State Parkway. Follow Garden State Parkway directions above.

George Washington Bridge: NJ Turnpike South to Exit 15W. Follow Route 280 West directions above.

Lincoln Tunnel: West on Rt. 3 to Rt. 21 South. Turn right onto Raymond Blvd. Follow Raymond Blvd. past Warren Street traffic light and Fleisher Athletic Center, Naimoli Center, and Lubetkin Field at J. Malcolm Simon Stadium will be to your right (one soccer goal line runs along Warren Street and the soccer sideline parallels Lock Street).

From Brooklyn, Queens and Long Island: Take Verrazano-Narrows Bridge (Interstate 278) and follow 278 across Staten Island. Cross Goethels Bridge. Follow signs to New Jersey Turnpike North then follow New Jersey Turnpike directions above.

PARKING

Bus/Van Parking: Visiting buses and vans may usually park on Lock Street adjacent to the athletic center. Please be careful not to block the parking space reserved for the doctor.

Visitor Parking: Visitor parking may be reserved in advance through your host. Otherwise, visitor parking at NJIT is available in the NJIT parking deck. Turn right onto Warren Street. Turn right onto Colden Street and proceed around the block to Summit Street. Parking Deck entrance is located to your right before the intersection with Warren Street.

Parking for on-campus athletic contests: NJIT is offering free off-street parking for fans attending regular season home soccer and volleyball matches and basketball games. The parking entrance, marked by a yellow sign is located on New Street.

OTHER TRANSPORTATION SYSTEMS

Newark Liberty International Airport: Minutes from the NJIT campus. A minibus (Newark Airlink) or taxi service connects the airport with Penn Station in Newark. Bus, Newark Light Rail, and taxi connections are available at the station.

Newark Penn Station: Located in downtown Newark, connections to the NJIT campus may be made by bus, Newark Light Rail, or taxi.

Morris & Essex Broad Street Station: A five-block walk to the NJIT campus via MLK Boulevard to Central Avenue. Taxi service is also available.

Newark Light Rail: From Penn Station in Newark, take the Warren Street stop for the NJIT campus. The Warren Street stop is on the sidewalk behind the press box for Lubetkin Field at J. Malcolm Simon Stadium.

OFFICIAL HOTEL OF THE HIGHLANDERS

SpringHill Suites Newark Liberty International Airport
652 Route 1 & 9 South, Newark, NJ
973/624-5300 (ask for Melanie Schellhas)
ASK FOR SPECIAL NJIT HIGHLANDERS RATE
(discount code NJIS for kings, NJIT for doubles)

DOWNTOWN

Hilton Newark Gateway
Gateway Center, Raymond Boulevard & McCarter Highway
Newark, NJ, 973/622-5000

Robert Treat Hotel
50 Park Place, Newark, NJ, 973/622-1900

Hampton Inn & Suites Newark Riverwalk
100 Passaic Ave, Harrison, NJ, 973/483-1900

NEAR NEWARK LIBERTY INTERNATIONAL AIRPORT

Best Western Newark Airport West
101 International Way, Newark, NJ, 973/621-6200

Hilton Newark Airport
1170 Spring Street, Elizabeth, NJ, 908/351-3900

Holiday Inn Newark Liberty International Airport
160 Frontage Road, Newark, NJ, 973/589-1000

2012-13 Highlanders



Back Row (l-r): Head Coach Steve Lanpher, Assistant Coach Epiphany Smith, Sarah Olson, Uju Nwankwo, Nicole Maticka, Nyasia Davis, Jelena Zoric, Rayven Johnson, Assistant Coach LaKea Jones, Assistant Coach Mark McCaleb

Front Row (l-r): Melanie Griffin, Martina Matejckova, Alyssa Albanese, Kim Tullis, Kimberly Dweck, Denisa Domiterova

2012-13 HIGHLANDERS BASKETBALL

NOVEMBER

9	at Seton Hall	5:00 p.m.
12	at Rider	7:00 p.m.
15	CENTENARY (NJ)	7:00 p.m.
18	RUTGERS-NEWARK	2:00 p.m.
20	ST. FRANCIS BROOKLYN	7:00 p.m.
25	STONY BROOK	2:00 p.m.
28	at Albany	7:00 p.m.

DECEMBER

1	NORTHEASTERN	2:00 p.m.
5	at Fairleigh Dickinson	7:00 p.m.
8	DELAWARE STATE	2:00 p.m.
11	at Saint Peter's	7:00 p.m.
21	at VCU	2:00 p.m.
23	at Penn State	1:30 p.m.
28	at St. John's	7:00 p.m.
30	RHODE ISLAND	2:00 p.m.

JANUARY

3	at Colgate	7:00 p.m.
5	LEHIGH	2:00 p.m.
8	at Bucknell	7:00 p.m.
12	TEXAS-PAN AMERICAN *	2:00 p.m.
15	at Brown	11:30 a.m.
19	at Chicago State *	7:30 p.m. (CT)
24	HOWARD	7:00 p.m.
26	UTAH VALLEY *	2:00 p.m.

FEBRUARY

2	at Texas-Pan American *	4:30 p.m. (CT)
5	COLGATE	7:00 p.m.
9	at Utah Valley *	3:00 p.m. (MT)
16	HOUSTON BAPTIST *	2:00 p.m.

MARCH

2	CHICAGO STATE (Senior Day) *	2:00 p.m.
9	at Houston Baptist *	2:00 p.m. (CT)
13-16	Great West Conference Tournament at Chicago State, Chicago, IL	

Head Coach: Steve Lanpher (College of St. Joseph (VT), 1987)

Assistant Coaches: Mark McCaleb, LaKea Jones, Epiphany Smith

CAPS/Bold = Home games at Estelle and Zoom Fleisher Athletic Center

* Great West Conference game