



WOMEN'S BASKETBALL

2011-12



NJIT



NJIT



NEW JERSEY INSTITUTE OF TECHNOLOGY

About NJIT	2-3
University Administration	4-5
Student-athlete support	6-7
Athletics Senior Staff	7
NJIT in Division I	8-9
Head Coach Margaret McKeon	10
Assistant Coaches	12-13
Rosters	14
2010-11 Statistics and Results	15-17
Career Records	18
Single Season Records	19
Single Game Records/Team Records	20
Division I Career Records	21
Division I Season Records	22
Division I Superlatives	23
All-Time Coaching Records	23
All-Time Records vs. Opponents	24
All-Time Roster	25
Year-by-Year Scores	26-28
All Time Awards	29
Athletics Facilities	30-32
About Newark	33
Sports & Entertainment Around Newark	34-35
Great West Conference	36
Hall of Fame	37
Directions to NJIT	38

MEDIA INFORMATION

This guide is designed to assist in coverage of NJIT women's basketball. For home games, the NJIT sports information office will provide an official box score 10 minutes following each game. Coach Margaret McKeon and requested players will be available for interviews following a 10-minute cooling off period. Radio broadcast requests should be made at least 10 business days prior to the contest. Requests for coach and player interviews on nongame days should be made through the NJIT sports information office (973-596-8461).

CREDITS

The 2011-12 NJIT Women's Basketball Guide is a production of the NJIT Sports Information Office in cooperation with the The Office of Strategic Communications. Written, compiled and edited by Tim Camp and Stephanie Pillari. Cover and interior design by Karyn Olsen Design. NJIT photographs and information courtesy of The Office of Strategic Communications. All interior team and action photography by Larry Levanti. Red Bull Arena photo (p. 35) courtesy of Getty Images/RBNY.

WHY THE HIGHLANDERS?

The home of NJIT, University Heights, was formerly known as the Newark Highlands and NJIT's mailing address used to be High Street, until the thoroughfare was renamed in memory of Dr. Martin Luther King, Jr.

In 2006-07, NJIT athletics, in keeping with its move to NCAA Division I, unveiled a new graphic identity, which includes a new Highlanders logo (shown). Developed by CN Foundry for NJIT, the logo depicts the traditional Highlander, whose ferocity and bravery against all odds are the stuff of legend.



QUICK FACTS

Location: University Heights, Newark, NJ

Founded: 1881

Enrollment: 5,924 (undergraduate)

NJIT website: www.njit.com

Nickname: Highlanders

Colors: Red and White with Navy accent

Home Court: Estelle and Zoom Fleisher Athletic Center (1,500)

Affiliations: NCAA Division I, ECAC

Conference: Great West Conference

Interim President: Joel Bloom, EdD

Director of Athletics: Lenny Kaplan

Athletic Department Phone: 973-596-3636

Sports Information

NJIT Athletics website: www.njithighlanders.com

Results hotline: 973-596-5555

Assistant AD for Sports Information: Tim Camp

Phone/Email: 973-596-8461/timothy.camp@njit.edu

Assistant SID: Stephanie Pillari

Phone/Email: 973-596-8324/pillari@njit.edu

Women's Basketball

Head Coach (alma mater, year):

Margaret McKeon (St. John's '91)

Phone/Email: 973-596-3633/margaret.m.mckeon@njit.edu

Overall NJIT Record: 36-79 (4 seasons)

Assistant Coaches: Marcell Harrison, LaKea Jones, Britney Hodges

2010-11 record: 7-21

GWC Record/finish: 3-9/6th

On the cover: (left to right): Melanie Griffin, Rayven Johnson

Inside back cover: 2011-12 Women's basketball team

ABOUT NJIT

NJIT is New Jersey's Science & Technology University. With roots going back to 1881, when it was founded as Newark Technical School, New Jersey Institute of Technology observed its 125th anniversary in 2006.

Located in University Heights, Newark, NJ, home to more than 30,000 college students, NJIT's campus is just 10 miles from New York City.

Playing a critical role in shaping New Jersey's future, NJIT, as a major public technological university, is an important pipeline for the flow of technology into society. The university's educational programs prepare students to be leaders in the technology-dependent economy of the 21st century. University researchers seek new knowledge to improve processes and products for industry. Through public and private partnerships and economic development efforts, the university helps to grow new business ventures that fuel the economy.

In recent years, NJIT has put more than \$83 million toward new and improved buildings and facilities on the 45-acre campus, including biomedical engineering labs and a campus center.

Instructional Programs

NJIT offers an ever-expanding array of educational programs. As of 2011, NJIT lists 57 bachelor's degree majors, 57 master's degree programs and 21 doctoral programs -- through six schools: — through six schools:



Newark College of Engineering
College of Architecture and Design
College of Science and Liberal Arts
School of Management
Albert Dorman Honors College
College of Computing Sciences

NJIT has over 400 full-time faculty; more than 98 percent of whom hold the highest degree in their field. The student-faculty ratio is 13:1, with over 6,000 undergraduate students and nearly 3,000 graduate students. Our students hail from more than 30 states and more than 100 countries to rank eighth in the nation for diversity.

Albert Dorman Honors College enrolls more than 500 students who take advantage of honors courses, research opportunities, advising and mentoring. Honors College students have SAT scores ranking in the top 10 percent nationally.

With more than 44,000 alumni, NJIT is rated by *US News and World Report* as a top-tier national research university offering bachelor's, master's and doctoral degrees. In the 2010 edition of *US News and World Report's* Annual Guide to America's Best Colleges, NJIT ranked 115 among

the nation's best national universities. It was NJIT's fifth consecutive year on the top tier list.

NJIT was named by *The Princeton Review* as one of the country's best 376 institutions for undergraduate education in the annual college guide for 2012 and on PrincetonReview.com one of 220 "best" institutions in the Northeast. Only 15 percent of America's 2,500 four-year colleges and three colleges outside the USA are profiled in the book, which profiles and rates schools.

Research

In 2009, NJIT's research expenditures topped \$92 million and faculty members welcome student collaboration on research projects.

Economic Development

NJIT is committed to economic development for Newark and the region. The university operates several outreach centers that provide direct technical assistance to the state's businesses with the goal of helping small and medium-sized companies. NJIT is also the home of New Jersey's oldest and largest incubator facility, and was one of the first institutions in the nation to adopt economic development as a fourth mission element, together with instruction, research and community service. More than 60 technology start-up companies, many of which hire NJIT students, are on campus.

The Career Edge

NJIT offers degrees in nine of the 11 "most wanted" degrees in '11, according to the National Association of Colleges and Employers, which conducts annual surveys of businesses to track hiring expectations. The average starting salary offers for the top 11 fields in the 2011 survey ranges from over \$46,000 to a high of over \$63,000 (for computer science majors).

Computer and data processing services lead the list of the 10 fastest-growing occupations in projections compiled by the US Department of Labor.

As technology changes all fields, those with science and technology backgrounds are positioned to lead. Among the CEOs of the S&P 500 companies, engineering is the single



ABOUT NJIT

largest undergraduate degree and more than half of CEOs have undergraduate degrees in engineering, business management, science, math and computing.

The Global Edge

The diversity in NJIT's student body and faculty prepares graduates to understand and succeed in the global marketplace. NJIT was named among the world's top 500 universities in a study by the Institute of Higher Education, Shanghai Jiao Tong University.

The Technology Edge

NJIT has been designated one of the nation's most technologically sophisticated universities by Forbes.com and a Princeton Review survey and the university has received major funding from the National Science Foundation and the National Security Agency in recent years.

The Academic Edge

NJIT has long been a national leader in applying new technologies and approaches to the educational experience. NJIT was a pioneer in requiring computer science for students in all majors and the School of Architecture has led innovations in teaching CAD and digital design. The school's innovative "paperless" first-year program was recently cited by Campus Technology Magazine.

Students have a wide range of educational choices in building an interest-tailored program. Among their options are cross-enrolling at neighboring Rutgers to enrich their program with subjects such as music and languages.

NJIT students learn emerging technologies from the researchers behind the technologies, developing valuable marketplace skills. Real-world experience through experiential learning makes graduates more marketable, with many co-op opportunities leading to permanent jobs.

The Regional Edge

New Jersey, with America's highest concentration of pharmaceutical, hi-tech, biotech, and medical device companies is the place



to study technology. It has the nation's highest per capita number of engineers and scientists as residents, while also leading in per capita rate of patents issued. Further, the Newark-New York region is a living laboratory for architecture and building sciences, environmental engineering and transportation.

The Research Edge

NJIT has been designated by the State of New Jersey as the Homeland Security Technology Systems Center and NJIT operates the world-renowned Big Bear Solar Observatory.

A History of NJIT

From the Industrial Revolution to the Information Age, New Jersey Institute of Technology has a rich history with its beginnings developing from the industrial age.

In 1881, an act of the New Jersey State Legislature, recognizing an urgent need, sought a home for what would be the state's technical school. The efforts of Newark's public and private sectors resulted with

the opening of Newark Technical School, addressing the state's need.

Over time, the university expanded its curriculum and mission. In 1919, the university established baccalaureate programs in three engineering fields. By the middle of the 20th century, Newark Technical School was transformed into the robust Newark College of Engineering.

The post-war period was one of enormous activity with regular expansion of the campus, as well as the introduction of doctoral level programs. In 1975, with the addition of the New Jersey School of Architecture, the institution had evolved into a technological university, emphasizing a broad range of degrees and dedication to significant research and public service. Newark College of Engineering, stronger than ever, remained intact, but a new university name -- New Jersey Institute of Technology -- reflected the institution's expanded mission.

A broadened mission called for the creation of a residential campus and the opening of NJIT's first dormitory in 1980 began a period of steady growth that continues. Two new schools were established during the 1980s--the College of Science and Liberal Arts (1982) and the School of Industrial Management (1988). The Albert Dorman Honors College was established in 1994, and the newest school, the College of Computing Sciences, was created in 2001. Beginning in 2009 the College of Architecture and Design was created to house the New Jersey School of Architecture and the new school of Art and Design.





Dr. Joel Bloom
President

On January 9, 2012, the New Jersey Institute of Technology Board of Trustees voted unanimously to appoint Dr. Joel Bloom as President of the University, effective immediately.

Dr. Bloom, had been serving as Interim President of NJIT since September 28, 2011, following the resignation of the previous president, Robert A. Altenkirch, who had been in that post since July 2002.

Speaking for the NJIT Board of Trustees, Kathleen Wielkopolski said: "It is in the best interest of the university to appoint a president at the earliest possible date to provide stability and continuity to the important work of the university; that is, educating New Jersey's future science and technology leaders, responding to opportunities presented by the governor for workforce and economic development, building NJIT's national academic and research reputation, and proceeding with our ongoing significant fund raising initiatives, specifically, the \$150 million 'NJIT NEXT' campaign."

Bloom, who is NJIT Vice President for Academic and Student Services, as well as founding dean of the Albert Dorman Honors College, is well-positioned to take on this leadership role. Bloom, with a career spanning 20 years at NJIT, is passionate about the university and its students as their education in the sciences, engineering, technology, design and management transforms their future and that of their families.

As Vice President for Academic and Student Services, Dr. Bloom is responsible for eight divisions of the university, including physical education and athletics. In that role, his guidance has been vital in NJIT's transition in intercollegiate athletics to NCAA Division I from Division II, an endeavor that began in earnest following November 2002 discussions among Dr. Bloom, then-President Altenkirch, and Director of Athletics Lenny Kaplan. The transition reached official fruition on September 1, 2009, when the NCAA embraced NJIT as an across-the-board active (full) member of

Division I following completion of a rigorous formal process.

Bloom's impact on the university has been significant. Under his watch, student enrollment increased from 7,600 to over 9,500 students, including increases in female and minority students. The average SAT math score is now in the top quarter nationally; Dorman Honors College enrollment increased 70 percent, totaling 685 with combined average SAT scores over 1335 for fall 2011; articulation agreements are currently signed with the state's high-tech high schools and 19 county colleges; and accelerated joint admission agreements exist with UMDNJ Medical and Dental Schools, St. George's Medical School, SUNY College of Optometry and Seton Hall Law School.

In his role as dean of the Dorman Honors College and Vice President for Student and Academic Services, Bloom has been integral in helping to shape the academic plan for the university. Further, Bloom is leading the development of a Dorman Residential Honors College and the planning for a Greek Village in collaboration with Greek alumni and currently enrolled students. Previously, Bloom led the successful effort to raise \$23M for Dorman Honors College scholarships.

Bloom expanded the Center for Pre-College Programs to help prepare students for the rigors of science, mathematics, engineering and technology education; with the college deans and faculty, he expanded honors courses and undergraduate research, established the university's medical and health committee of faculty to advise and assist undergraduate students entry into graduate and professional schools and to coordinate the health-related NJIT disciplines; he increased retention and graduation rates, and planned residence halls that transformed a commuter campus to one with more than 50 percent of the freshmen living on campus.

As the university proceeds to implement a major comprehensive fundraising campaign, "Dr. Bloom brings an understanding of the university, its history and contacts, and will provide the necessary continuity needed at this time," said Trustee Wielkopolski.

Bloom has served the Newark community through his participation in the development of Science Park High School. He has also initiated multiple programs with the Newark Public

Schools, most recently with the new Central High School—yielding the largest number of enrolled NJIT freshmen from the school. For over a decade, he has served as vice chair of the board for Community and Schools, a national dropout prevention program serving Newark and other urban school districts. He is active in many education organizations including The NJ Presidents' Council Executive Board for New Jersey Edgnet and the executive board of the NSF-funded Philadelphia Alliance for Minority Participation.

He has received national and state education awards, as well as federal, foundation and corporate grant awards. He has published journal articles and presented papers on school improvement, curriculum development, college transition and student assessment.

Prior to joining NJIT, Bloom served seven years as an assistant commissioner for the New Jersey Department of Education for the Division of General Academic Education. He was responsible for managing many of the education department's initiatives during Governor Thomas Kean's administration and was responsible for statewide assessment, curriculum standards, math/science/technology education, and the improvement of urban education through piloting the Effective Schools research and Alternative Education programs.

Formerly a teacher and school administrator in New York City Public Schools, Dr. Bloom was also a director of research and instructor at Teacher's College, Columbia University.

He holds a master's degree and a doctorate from Teacher's College, Columbia University. He also earned master's and bachelor's degrees from Hunter College of the City University of New York.

Upon becoming Interim President, Dr. Bloom announced that Jack Gentul, Dean of Students, will serve as Interim Vice President for Academic and Student Services and that Distinguished Professor of Electrical and Computer Engineering, Atam Dhawan, currently the Associate Dean of the Albert Dorman Honors College, will become the Interim Dean.



Jack Gentul
*Interim Vice President
for Academic and
Student Services*

When Dr. Joel Bloom was named Interim President of NJIT in late September 2011, he turned to veteran administrator Jack

Gentul, the Dean of Students, to fill the role of Interim Vice President for Academic and Student Services.

The Dean of Students at NJIT since 2001, Jack Gentul has a career of more than 30 years in the field of student affairs. After graduating from Binghamton University in 1973 with a degree in theater, he attended Rutgers University, where he received a master's in education in 1979. While doing his graduate work at Rutgers, Gentul worked in both the Dean of Students office and in residence life.

His first professional job was at Rutgers as Livingston Towers Coordinator and Assistant to the Dean for Handicapped Affairs. From Rutgers, he moved to Trenton State College (now the College of New Jersey) where he served as a Residence Area Coordinator from 1980 to 1982.

He next moved to Upsala College in East Orange, NJ, where he served as Assistant Dean for Residence Life. After Upsala, Gentul became the founding Director of the Center for Students with Disabilities at New York University in 1983 and later became the Associate Director of Student Life for NYU. During his stay at NYU, he earned a PhD in Higher Education Administration from the school in 1997.

He was selected in 1999 as Dean for Students at Pace University, Westchester, a position he held until coming to NJIT to serve as Dean of Students at NJIT in 2001.

Two of his children, daughter Adrienne, and son Walker are intercollegiate athletes. Adrienne, who swam and played soccer in high school, was a three-year member of the crew team at Lehigh University. Walker, who played soccer and ran track in high school, is on the track team at Springfield College. Another son, Alex, is completing a graduate degree in education at Rutgers, while son Robert is a student at NYU and is organizing an ultimate frisbee club there.



Lenny Kaplan
Director of Athletics

Since taking over as head of NJIT's division of physical education and athletics in August 2000, Lenny Kaplan has been

instrumental in guiding NJIT's reclassification to NCAA Division I.

Kaplan helped stabilize and expand a program that was entering its fourth year in Division II when he arrived in Newark. In late 2002, after discussions with university President Dr. Robert A. Altenkirch and Vice President Dr. Joel Bloom, Kaplan took on the task of steering NJIT's programs into Division I, a process that reached fruition with the NCAA's granting active Division I status, with full championship eligibility effective September 1, 2009.

Throughout Kaplan's tenure, NJIT has enhanced the athletics program, particularly in areas that benefit the student-athletes directly.

The sports offerings have expanded to the current 18 varsity programs. And since 2004, NJIT has renovated its two main on-campus venues—Lubetkin Field at J. Malcolm Simon Stadium at Lubetkin Field and the Estelle and Zoom Fleisher Athletic Center. Further, the Naimoli Family Recreation Center, a 25,600-square foot facility opened early in 2011 enhanced the recreational and intercollegiate opportunities on campus.

The school also signed a 10-year partnership to play all home baseball in the professional Bears and Eagles Riverfront Stadium and later agreed to host basketball in the new Prudential Center, downtown Newark home of the NHL's New Jersey Devils.

Under Kaplan's leadership, many teams achieved regional and national Division II ranking. Success for several women's teams was unprecedented, with basketball, tennis and soccer all reaching postseason play for the first time in his administration,

Additionally, men's volleyball captured a 2007 divisional championship in the Eastern Intercollegiate Volleyball Association and the next year reached the EIVA playoff semifinals

hosted by eventual 2008 national champion Penn State.

Kaplan guided the Highlanders toward further stability with membership in the newly-expanded all-sports Great West Conference, which offers a conference home for 11 of NJIT's varsity sports.

In 2009-10, NJIT's first year as a full active member of Division I, the women's volleyball team and senior Sabrina Baby became the school's first national statistical champions at the Division I level, as team and individual leaders, respectively, digs per set. Baby was honored as the school's first CoSIDA Academic All-America in the Division I era, earning third-team national honors.

Christian Baumbach, a sophomore at the time, made history in 2009 as NJIT's first individual conference champion at the Division I level, when he won the Great West Conference men's cross country race. He also won the prestigious IC4A University Division race in the 101st annual running of that contest.


In 2010-11, the Highlanders earned their first-ever Division I conference team championship when women's tennis captured the Great West title in May.

NJIT's outstanding home facilities will allow it to host conference championships in the Great West Conference and allowed it to host ECAC postseason championships in 2005-06.

Before coming to NJIT, Lenny Kaplan served 11 years at Manhattan College, where he began as Manhattan's director of operations and was assistant athletics director from 1991-2000.

Kaplan, a 1988 graduate of St. John's University with a degree in athletics administration, resides in Merrick, NY, with his wife, Nancy, and their sons, Michael and Joshua.

STUDENT-ATHLETE SUPPORT



Matt Koscs



Paul Grayner



Sandra Brendle

Sports Medicine

NJIT sports medicine is moving forward with expanded facilities and a staff of three full-time trainers led by head trainer Matt Koscs, MS/ATC, with assistant trainers Paul Grayner, MEd/ATC, and Sandra Brendle, MSED/ATC. They work with team physicians Louis Rizio, MD, and Stephen Matta, DO.

Matt Koscs, who earned both his bachelor's and master's degrees from the University of Delaware, has served NJIT as head trainer since July 2009, a year after he joined the staff as an assistant trainer. As an undergrad at Delaware, he was recipient of the Paris Delligatti Memorial Award for Excellence in Athletic Training.

Prior to NJIT, he served three years as head trainer at Hodgson Vocational Technical High School in Newark, DE. He also worked with soccer clubs in Delaware and was employed at Christiana Care Physical Therapy Plus, in Newark, DE.

Paul Grayner, who holds a bachelor's degree from Saint Leo College in Florida and a master's from American University in Washington, DC, has a diverse background in athletic training, having served at the college and professional levels, as well as in a fitness center setting. He joined the NJIT staff late in 2008.

From the mid-1970s to the mid-1980s, he was a trainer in the minor league systems of the New York Yankees and New York Mets and in 1984 he was assistant trainer with the Mets. He later worked with the Long Island Knights professional basketball team.

Adelphi and FDU.

Sandra Brendle, who joined the NJIT staff as an assistant trainer in the summer of 2009, earned her bachelor's degree, majoring in athletic training, from Greensboro (NC) College in 2007. She earned her master's in athletic training at Old Dominion University in May 2009. At ODU, she worked with seven teams and was on the medical staff for the 2008 NCAA Division I Women's Basketball Tournament first and second rounds. At Greensboro, she was 2006 Athletic Training Student of the Year and worked on the 2004 NCAA Division III Men's and Women's Soccer Championship tournament medical staff.

Dr. Louis Rizio is a board certified orthopedic surgeon and is fellowship trained in the field of sports medicine. He is a graduate of Rutgers and after earning his medical degree from the UMDNJ/New Jersey Medical School, Dr. Rizio completed his orthopedic residency at Tufts University in Boston.

He then completed a sports medicine fellowship at the University of Miami and was assistant team physician of the Hurricanes, as well as the Miami Dolphins, the Miami Hurricanes.

Dr. Rizio practices at the New Jersey Sports Medicine Institute in Livingston, NJ. Prior to starting his own practice, Dr. Rizio was the Chief of Sports Medicine at the NJ Medical School from 2000-2005. He is affiliated with four New Jersey hospitals: St. Barnabas Medical Center (Livingston); Short Hills Medical Center (Short Hills); Mountainside Hospital (Montclair); and, Overlook Hospital (Summit).

At the collegiate level, he was head trainer at Fairleigh Dickinson University in Teaneck, NJ from 1989 to 1998 and earlier worked as an assistant trainer at Hofstra,

Dr. Stephen Matta, who is board certified in family medicine, currently specializes in primary care sports medicine at Mountainside Hospital in Montclair, NJ, a post he assumed after three years in the family practice residency program at Valley Baptist Medical Center in Harlingen, TX. He is a 2007 graduate of a five-year DO/MBA dual degree program with Philadelphia College of Osteopathic Medicine for his medical degree and Saint Joseph's University for an MBA in healthcare administration. He is a 2002 magna cum laude graduate of Duquesne University in Pittsburgh, with a BS in honors chemistry. He and his family reside in Belleville, NJ.

Strength and Conditioning

Strength and conditioning is a key part of a successful Division I program, with an eye toward maximizing individual and team performance in competition. The strength and conditioning coach also works closely with the Athletic Training Staff

in the areas of injury prevention and injury rehabilitation.



Dan Huff

The 2008-09 year brought another dimension to NJIT athletics with the hiring of *Dan Huff*, CSCS, as the program's first full-time strength and conditioning coach.

In addition to the hiring of a full-time coach to coordinate the strength and conditioning, NJIT renovated the weight rooms and purchased new equipment, with the area dedicated to use by the Highlander teams.

Huff previously served five years as strength and conditioning coordinator at Fairleigh Dickinson University in Teaneck, NJ, from 2003 to 2008, working with an 18-sport NCAA Division I program.

Huff was Sports Performance Director for Velocity Sports Performance in Wall, NJ, immediately before accepting his position at

STUDENT-ATHLETE SUPPORT

NJIT. He is a graduate of William Paterson University of New Jersey. He holds numerous certifications.

Academic Enrichment

NJIT's Center for Academic and Personal Enrichment (CAPE) added a new component in 2007 with the addition of an Associate Director position that was created for the specific purpose of serving the needs of NJIT's student-athletes.

The position focuses on five key areas: academic support, career development, personal development, leadership and community service including the Student-Athlete Advisory Committee and CHAMPS Life Skills for NJIT's nearly 300 student-athletes.

Sandra Taylor filled the post in January 2010, having previously spent her professional career at Manhattan College, which is also her alma mater.

Working at Manhattan, a founding member of the Metro Atlantic Athletic Conference, Taylor was most recently Associate Director of Athletics and Senior Woman Administrator, filling those posts from 1996 to 2010.

For much of that time (1995-2003), she was Chief Athletic Department Compliance Officer. She began her service at Manhattan as Athletic Department Ticket Manager, serving in that capacity from 1993 to 2003.



Sandra Taylor

She served on numerous NCAA, conference and internal college committees, including service on the NCAA Division I Management Council from 2004 to 2007 and as chair of the NCAA Women's Lacrosse Committee from 2002 to 2006.

She earned both her bachelor's degree in secondary education and her master's degree in special education from Manhattan College and is a doctoral candidate in educational leadership at St. Mary's University in Winona, MN.

Sandra and her husband, Ken, who is Associate Commissioner for Men's Basketball and Baseball at the MAAC, reside in Monroe Township, NJ, with their daughters, Katherine, who was born in May 2004, and Samantha, who was born in July 2009.

New to the staff in 2011-12 is *Elizabeth Bookwalter*, the eligibility certification officer/academic advisor, who brings a wealth of experience to her post at NJIT.



Elizabeth Bookwalter

Most recently before coming to NJIT, she worked from March 2009 to 2011 in the NCAA Eligibility Center as Associate Director of Client Relations/Coordinator of Customer Service.

She is a journalism graduate of The Ohio State University and she earned her master's degree from the University of Tennessee with a concentration in sport management.

At Ohio State, she was a student intern in the Athletic Communications Office and she was a graduate assistant for compliance at Tennessee, while also working as a project leader/project assistant for the legal firm Vorys, Sater, Seymour and Pease, LLP.

She began full-time work in NCAA compliance at American University in Washington, DC, in 2006, before joining the compliance office at Florida State University, where she served from September 2006 to March 2009.

NJIT's Center for Academic and Personal Enrichment, headed by Dr. Marybeth Boger, is a resource available to all students within NJIT's Student Services Division. The CAPE provides academic support services and activities to enhance students' academic and professional development and it works with academic and administrative departments to help students develop the necessary analytical and problem-solving skills to become independent learners.

CAPE provides tutoring, student success workshops and testing accommodations.

ATHLETICS SENIOR STAFF



Alexis Schug
Assoc. Director of Athletics/SWA
(973) 596-8452
schug@njit.edu



Joe Caiola
Asst. Director of Athletics/
Business & Facilities
(973) 642-7224
caiola@adm.njit.edu



Tim Camp
Asst. Director of Athletics/
Sports Information
(973) 596-8461
timothy.camp@njit.edu

NJIT AND NCAA DIVISION I

Beginning on September 1, 2009, the entire NJIT athletics program officially gained across-the-board active membership in NCAA Division I, completing a process that began officially in 2003.

NJIT, its teams, and student-athletes enjoy the full benefits of Division I membership, including eligibility for Division I postseason championship competition and the inclusion of the Highlanders among the national Division I leaders in statistics maintained by the NCAA.

Within months of NJIT's active Division I membership, the school won its first national Division I statistical championships, as women's volleyball player Sabrina Baby led the nation in digs per set, while she and her teammates captured the team digs crown for digs, as well.

The NCAA's decision making NJIT a full member of Division I completed a specific timetable that required NJIT and its Department of Athletics to meet a series of annual benchmarks before proceeding to the next step.

Kim Dweck



background photo Uju Nwankwo

NJIT, which previously competed in NCAA Division II, first moved to reclassify its men's soccer program in 2003. The move grew out of November 2002 meetings among President Robert A. Altenkirch, Vice President Joel Bloom, and Director of Athletics Lenny Kaplan. From there, came a proposal from Dr. Altenkirch to the Board of Trustees, which unanimously approved in February 2003 a plan to reclassify men's soccer to Division I. Little more than two years later, the NCAA approved NJIT's proposal to begin advancing its entire program to Division I.

Men's soccer achieved active Division I status in 2005 and NJIT women's soccer became postseason-eligible in 2007. The remainder of NJIT's athletics program also began reclassifying in 2005, with active status taking longer for an entire program than under the single-sport-per-gender track used for the two soccer teams.

In 2005-06 the lion's share of the competition for all but men's soccer came at the Division II level. In 2006-07, 2007-08, and 2008-09, NJIT's teams competed at the Division I level and complied full with NCAA Division I rules, but were not eligible for championships at the top level.

Every facet of the program has been enhanced in the reclassification, with a special emphasis placed on student-athlete welfare. Facility upgrades have gone along with sports medicine staff expansion, a strength and conditioning program, and academic enrichment. NJIT has also built a model NCAA Division I rules compliance regimen within its athletics program and across the entire university.

A key late benchmark in reclassification came in the spring of 2009, with NJIT's successful completion of the NCAA Division I certification self-study. An in-depth project that takes approximately one year to complete and involves an on-campus visit from a Peer Review team, Division I certification, renewable every 10 years, is required of all active Division I institutions.

"We completed a major milestone in demonstrating that we have the infrastructure in place and the commitment to compete at the highest levels, not only academically but now athletically as well," said Dr. Altenkirch, who made upgrading athletics a priority from the beginning of his tenure as the seventh President of NJIT in May 2002.

Professor Robert English, the NCAA Faculty Athletics Representative and Interim Dean of the School of Management, added, "I am very impressed with NJIT's

NJIT AND NCAA DIVISION I

student-athletes who have worked hard to meet the challenge of the heightened level of Division I competition and at the same time continued to excel academically, with many athletes earning academic honors and awards and several earning perfect 4.0 GPAs during the semester of competition.”

Further, the NJIT Board of Trustees embraced the transition to Division I as part of the university’s strategic plan to enhance the quality of campus life in NJIT’s transition to a residential university.

Going back to early announcements of NJIT’s NCAA reclassification plans, Altenkirch stated: “As NJIT continues to grow academically, and as a residential university, strengthening the athletics program through the transition to Division I will allow us to align the university with our academic peers.”

Already, NJIT’s teams have competed throughout the United States, taking on opponents from schools that are instantly

recognizable for their stature in academics and athletics.

NJIT teams and student-athletes have faced opponents from seven of the eight Ivy League schools (all except for Brown, which will be the opening opponent for Highlander women’s basketball in 2011-12) and all eight Patriot League schools, including Army and Navy, Bucknell, Lafayette, and Lehigh.

In addition, Highlander teams have taken on squads from such famed conferences as the Atlantic Coast Conference, Big East Conference, Big Ten Conference, Big 12 Conference, and Pac 10 Conference.

Two high-profile opponents--Maryland in men’s soccer in 2005 and Penn State in men’s volleyball in 2008—won national championships following the same regular seasons in which they faced NJIT.

The Highlanders have also competed against members of all of the conferences based in the Northeastern and Mid-Atlantic regions of the United States, including America East, Atlantic 10, Colonial, Metro Atlantic, Mid-Eastern, and Northeast.

The eighth New Jersey-based institution in Division I, NJIT has competed against all seven of its home state peers, including Big East programs Rutgers and Seton Hall.

NJIT’s longest-established Division I program, men’s soccer, gained its first win against a Big East foe in 2008, defeating Rutgers a year after topping San Diego State for the Highlanders’ first win over a Top 25-ranked team.

NJIT began play as a core member of its first Division I conference, the Great West Conference, which began full competition in 2009-10. In the spring of 2011, the second season for the GWC, the Highlanders celebrated their first Division I team championship, when women’s tennis captured the Great West title.

With its place in Division I officially certified by the NCAA, NJIT looks ahead to continued growth. That outlook is consistent with President Altenkirch’s frequently expressed view that, “the transition to Division I is just that, a transition, a process rather than an event.”

For his part, Director of Athletics Lenny Kaplan said: “We are looking forward to being a solid and successful member of Division I and we are excited by the opportunity to write a new chapter in the history of NJIT athletics.”

Melanie Griffin



background photo Rayven Johnson



BASKETBALL 2011-12



Head Coach Margaret McKeon

Margaret McKeon joined NJIT women's basketball as head coach in July 2007, bringing with her a deep passion for teaching basketball and a proven record of having transformed a struggling program into an NCAA Division I Tournament qualifier.

Her abilities were evident almost immediately in her first preseason practices at NJIT and it carried over into the season with a high-energy playing style and an attitude that made the Highlanders a threat for all 40 minutes, no matter what the score.

At first, however, wins were hard to come by, as McKeon's first NJIT team opened at 2-10. But the new approach began to bear fruit in early January and the Highlanders went 8-9 the rest of the way, including a 2-1 record in the 2008 national Independent Division I Tournament.

Their final record of 10-19, more than doubled the win total from NJIT's first season of Division I competition (4-24 overall, 3-23 against Division I opponents in 2006-07).

The six-win improvement from one year to the next was the second-best in the history of the program, which began play in 1986-87.

In McKeon's third season at the helm of the Highlanders, they won 11 games in 2009-10, a new high for the fledgling Division I program.

A hallmark of her tenure at NJIT has been non-conference scheduling that tests the team against a high level of competition and against institutions renowned in the field of athletics and academics. Among the opponents faced by the Highlanders on McKeon's watch are teams from the Ivy League, Patriot League, Big East, ACC, Atlantic 10, Big 10, and Big 12, to name a few.

"What I love to do is teach," said McKeon before her first season leading NJIT's fortunes. "I have a passion for the game and my goal is to help young women not only play the game, but grow as people. There are a lot of life lessons for them and for me."

McKeon's track record includes five NCAA Division I postseason tournament appearances in her years as an assistant coach and head coach.

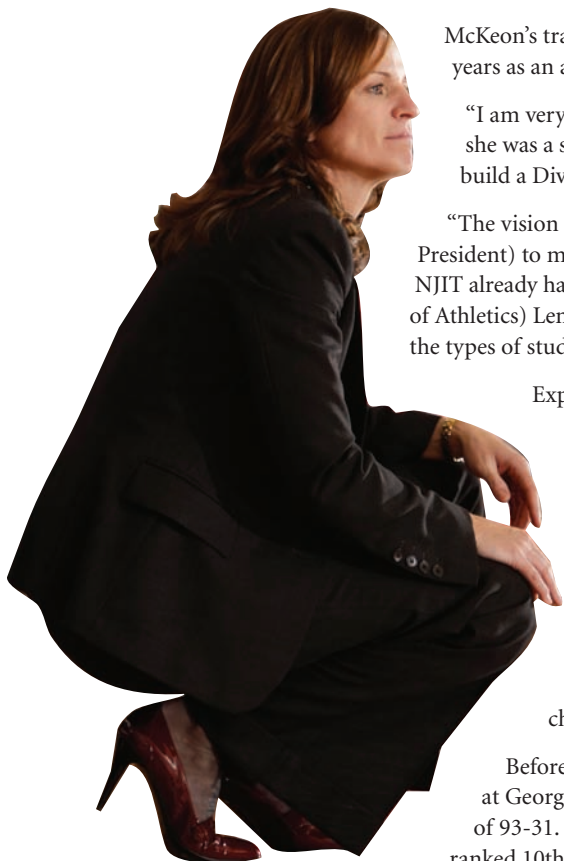
"I am very happy to be back in the tri-state area," said McKeon, a native of Queens, NY, where she was a star player in high school and college. "And I am very excited for this opportunity to build a Division I program from the ground up."

"The vision of Dr. (Robert) Altenkirch (former NJIT President) and Dr. (Joel) Bloom (Interim President) to move the entire athletic program forward is the reason I became interested in this job. NJIT already has a reputation for academic excellence and I look forward to working with (Director of Athletics) Lenny Kaplan and his staff to develop a competitive Division I program that will attract the types of student-athletes who are eager to excel in the classroom, as well as on the court."

Expanding on the idea of academic achievement at a school such as NJIT translating on the basketball floor, McKeon said: "(The players) strive to be excellent in the classroom and when they come onto the court, that's what they expect of themselves. If you can give them a purpose—why we are doing it and this is the end result—they believe they will strive to succeed in basketball, too. They live by that."

In five years as head coach at Boston University (1999-2004), McKeon transformed the Terriers from a team with five wins the season before her arrival to one that earned a spot in the NCAA Division I Tournament by her fourth season and was only a game short of repeating as America East Conference champion the following year.

Before her years as head coach at BU, McKeon was assistant and then associate head coach at George Washington from 1995 to 1999, during which time GW posted a combined record of 93-31. In her four seasons on the staff, the Colonials went to the NAAs three times, were ranked 10th in the nation and advanced to the Division I tournament's Elite Eight in 1996-97.



BASKETBALL 2011-12



At Boston University, McKeon took over a program that was established, but had failed to achieve double-figure wins totals in each of its previous three seasons, including a 5-22 record the year before she was named head coach. In her first year (1999-00) the Terriers were 8-21, but they moved upward quickly, reaching the 17-win mark in her third season. That 17-11 record in 2001-02 was BU's first winning record in seven years. In the 2002-03 NCAA season, the Terriers won the America East Conference championship and advanced to face UConn in the NCAAs.

The 2003-04 season was her biggest triumph at BU when the Terriers chalked up a 19-11 overall record and a second straight spot in the America East postseason championship game.

Overall, her Boston University teams won 70 games in five seasons, including a combined 52-37 record the last three seasons.

The Terriers' steady overall improvement was apparent in conference play, as well. McKeon's teams went from 3-15 in conference her first year to 10-6 by her third year. Her America East Conference regular season record over her last three seasons at BU was 32-18, with postseason championship game appearances the last two seasons.

In her four seasons as an assistant coach at George Washington, the Colonials won three Atlantic 10 Conference championships, advancing to the NCAA Tournament all three times. GW ranked 10th nationally and reached the tournament's Elite Eight in 1996-97 and the Colonials advanced to the second round two other times, including 1995-96, when they finished 18th in the final national poll.

Earlier, at the University of Houston, she was part of a staff that recruited what one service rated as the 10th best in the nation in 1994. In her first year as a college coach, McKeon was on the staff for the 1991-92 Arizona State squad that reached the NCAAs. The Sun Devils' combined record in her two seasons there was 37-19, playing in the Pacific 10, one of the nation's elite women's basketball conferences.

McKeon is a 1991 graduate of St. John's University in Queens, NY, earning a BA in athletic administration.

A collegiate star at both St. John's and at Oklahoma, she was all-Big East for St. John's, setting a conference single-game assists record that still stands, with 18 against Georgetown on January 16, 1991. She also starred at Oklahoma, earning all-conference honorable mention.

Before college, she starred at Christ the King Regional High School in Queens, a school renowned for its powerhouse girls' basketball program that has produced such talent as WNBA players Sue Bird and Chamique Holdsclaw. Between high school and college, she coached the New York Liberty Belles AAU Basketball Club, the most successful girls AAU program in the Northeast.

A member of the Women's Basketball Coaches Association since 1991, McKeon was a speaker at two WBCA national conventions.

She resides in Newark.



Margaret McKeon's Career Record as a Head Coach

Season	School	Won	Lost	Notes
1999-00	Boston University	8	21	Team had won 5 games the year before
2000-01	Boston University	10	19	
2001-02	Boston University	17	11	BU's first winning record in 7 seasons
2002-03	Boston University	16	15	First NCAA Tournament appearance in program history; America East Conference champions
2003-04	Boston University	19	11	Returned to America East championship game; program's highest win total in 17 seasons
2007-08	NJIT	10	19	Team had won 4 games the year before in first year of Division I competition
2008-09	NJIT	8	21	
2009-10	NJIT	11	18	Program Division I record for wins
2010-11	NJIT	7	21	



BASKETBALL 2011-12

COACHING STAFF



Marcell Harrison

Assistant Coach

Second Season at NJIT

Marcell Harrison, who joined the NJIT women's basketball coaching staff in the summer of 2010, carries nearly two decades of experience as a star player and then as a successful coach at the Division I level to her post with the Highlanders.

She finished her playing career at George Mason University as one of that school's great players,

ranking third on the all-time scoring list, second in assists and three-point field goals and first on the career steals list.

Harrison was a first-team All-Colonial Athletic Association honoree in 1992-93, a second-team all-CAA pick in 1991-92 and 1993-94, and a CAA all-rookie honoree in 1990-91. She was named to the CAA all-tournament team in 1994, after averaging 19.5 points per game and leading the Patriots to a school record-tying 21-9 mark and a spot in the conference championship game.

She went into coaching at her alma mater in 1994 and stayed there until 2007. As recruiting coordinator, Coach Harrison helped attract and develop 10 All-CAA performers, including two Rookies of the Year and four first-team award winners.

Six of the players she recruited went on to sign professional contracts after college, including two in the WNBA.

The Patriots tied the school mark for best record (21-9) in her tenure as coach, played in the 2001 CAA championship game and twice were selected to compete in the Women's National Invitation Tournament in postseason.

Prior to joining the NJIT staff, Harrison coached two years at South Carolina State University in Orangeburg, SC, where the program advanced from six wins her first season on staff (2008-09) to 14 wins and a berth in the conference championship game a year later. At SCSU, she was involved in all aspects of the program, with specific service as recruiting coordinator and director of player development.

As the primary coach for the guards at South Carolina State, Harrison saw two of her pupils named to the Mid-Eastern Athletic Conference 2010 all-tournament team. In addition, two Lady Bulldogs won All-MEAC laurels for the 2009-10 regular season.

A product of Troy, NY, in the Albany Capital District, Harrison is in the Troy High School Hall of Fame, the Troy Boys and Girls Club Hall of Fame and the Capital District Hall of Fame. She was also selected to the CAA Legends Class of 2001.

She resides in Jersey City, NJ.



La Kea Jones

Assistant Coach

Second Season at NJIT

La Kea Jones joined the NJIT women's basketball coaching staff in the summer of 2010 after two one-year stints as an assistant at Division I programs Mount Saint Mary's University (2008-09) and Southeast Missouri State University (2009-10).

At Southeast Missouri State, her team was honored by its peer players and coaches in the Ohio Valley Conference with the conference's team Sportsmanship Award. The 2009-10 Redhawks were the fourth-youngest Division I team in the nation, with nine freshmen on the roster.

While at Mount St. Mary's she helped coach the team to a 14-16 record, a six-game improvement from the previous year and the best record for the program since the 2000-01 season.

Her duties included assisting in the development of both guards and post position players, scouting, film exchanges, editing game film, recruiting as well as organizing travel and team meal arrangements.

She moved into coaching after a four-year Division I playing career for Virginia Commonwealth University, where she started every season at point guard from 2004 to 2008.

She graduated with rankings in the VCU program's top 10 in five career categories. She was first in games played (121, with 109 starts) and minutes played. She ranked third all-time in assists, with 424, including 159 assists during her senior year, which ranks fifth on the school's single-season charts. She also ranked eighth in career steals, with 177, and 10th in career three-pointers made.

During her senior season she played in a school record 1,129 minutes.

Jones averaged a career-high 8.5 points per game as a sophomore. Her senior year she averages were 4.2 ppg, 4.7 assists and 1.9 steals per game. Her 159 assists during her senior campaign led the Colonial Athletic Association. She recorded 31 double-digit scoring games in her career.

Jones posted a 67-54 career playing record with the VCU Rams and helped the program to its second postseason berth and best record in program history in her senior campaign.

Virginia Commonwealth finished the 2007-08 season with a 26-8 mark, made an appearance in the school's first-ever CAA Championship Game and advanced to the second round of the Women's National Invitational Tournament, the deepest trip into postseason in program history.

Jones graduated with a bachelor's degree in criminal justice from Virginia Commonwealth in 2008.

She is from Fort Washington, MD, and graduated from National Christian Academy there before heading to college in Virginia.

She resides in Jersey City, NJ.

COACHING STAFF



Britney Hodges

*Assistant Coach
First Season at NJIT*

Britney Hodges, who completed a stellar college playing career in 2010, embarks on the next chapter of her basketball life, joining the women's basketball coaching staff at NJIT as an assistant, starting in 2011-12.

Hodges, who hails from Dayton, OH, played four years of Division I basketball at Saint Francis University in Loretto, PA, where she graduated as the school's sixth all-time leading scorer, with 1,529 career points. She is the Saint Francis school record-holder, with 82 three-pointers made in her senior season.

The new NJIT assistant was part of a successful rebuilding program at Saint Francis in her playing career. In her freshman year (2006-07), the Red Flash finished with a 7-22 overall record, including a 4-14 Northeast Conference record.

By her senior year, Saint Francis had improved to 17 wins overall, an 11-7 conference record and then the championship of the Northeast Conference postseason tournament. Along the way, Hodges was a first-team all-NEC selection for her play in the regular season. Then she was named Most Valuable Player of the NEC championship tournament, as her team earned a berth in the NCAA Division I Tournament, where the Red Flash faced Ohio State.

"Britney Hodges brings some valuable attributes to our program," said NJIT head coach Margaret McKeon of her newest assistant. "She started her college basketball career as a point guard in a program that was in the building stages. In her senior year, the team went to the NCAA tournament. The work ethic and passion for the game she developed as a player has carried over into her coaching career. She knows what it takes to build a winning program."

Hodges was a three-time Northeast Conference Player of the Week (Dec. 9, 2008; Dec. 7, 2009; and, Dec. 21, 2009) in her career and was Most Valuable Player of the Hatter Classic, hosted by Stetson, in her senior season. A team captain in 2007-08, Hodges was picked as the Most Outstanding Female Athlete for the entire program at Saint Francis in 2009-10.

After graduating from Saint Francis with a degree in exercise physiology, Hodges played professional basketball in Poland in 2010.

After completing her overseas basketball playing venture, Hodges returned home to Dayton and spent the 2010-11 season learning from the women's basketball coaching staff at the University of Dayton, as she attended all workouts, meetings, practices and home games. Dayton won 21 games overall, reached the championship game of the Atlantic 10 Conference Tournament, and played against Penn State in the NCAA Division I Tournament.

Before entering college and then through her time in college, Britney Hodges worked in summer basketball camps in Ohio and Pennsylvania and before college, she worked for the Ohio Girls Basketball Report, a subscription scouting service designed to assist college coaches in recruiting high school players.





BASKETBALL 2011-12

2011-12 ROSTER

NUMERICAL

No.	Name	Yr.	Ht.	Pos.	Hometown/High School
2	Kim Tullis	Fr.	5-9	G	Silver Spring, MD / Our Lady of Good Counsel
3	Alyssa Albanese	Fr.	5-3	PG	Fort Washington, MD / Elizabeth Seton
4	Sarah Olson	Fr.	5-9	G/F	Freehold, NJ / Howell
5	Rayven Johnson	Jr.	5-8	G	Rahway, NJ / Bloomfield Tech
10	Melanie Griffin	Jr.	5-6	G	Willingboro, NJ / Willingboro
11	Nicole Maticka	Fr.	6-3	C	Bratislava, Slovakia / Life Center Academy (Burlington, NJ)
12	Kimberly Dweck	Jr.	5-5	PG	Cortlandt Manor, NY / Our Lady of Lourdes
13	Denisa Domiterova	Fr.	5-9	G	Zvolen, Slovakia / Slovakia
15	Jelena Zoric	Jr.	5-10	G	Belgrade, Serbia / The Patterson School (North Carolina)
50	Uju Nwankwo	So.	6-0	F	Bloomfield, CT / Northwest Catholic

ALPHABETICAL

No.	Name	Yr.	Ht.	Pos.	Hometown/High School
3	Alyssa Albanese	Fr.	5-3	PG	Fort Washington, MD / Elizabeth Seton
13	Denisa Domiterova	Fr.	5-9	G	Zvolen, Slovakia / Slovakia
12	Kimberly Dweck	Jr.	5-5	PG	Cortlandt Manor, NY / Our Lady of Lourdes
10	Melanie Griffin	Jr.	5-6	G	Willingboro, NJ / Willingboro
5	Rayven Johnson	Jr.	5-8	G	Rahway, NJ / Bloomfield Tech
11	Nicole Maticka	Fr.	6-3	C	Bratislava, Slovakia / Life Center Academy (Burlington, NJ)
50	Uju Nwankwo	So.	6-0	F	Bloomfield, CT / Northwest Catholic
4	Sarah Olson	Fr.	5-9	G/F	Freehold, NJ / Howell
2	Kim Tullis	Fr.	5-9	G	Silver Spring, MD / Our Lady of Good Counsel
15	Jelena Zoric	Jr.	5-10	G	Belgrade, Serbia / The Patterson School (North Carolina)

BASKETBALL 2011-12



2010-11 STATISTICS

#	Player	gp-gs	min	avg	Total		3-Point		F-Throw		Rebounds					pf	dq	a	to	blk	stl	pts	avg
					fg-fga	fg%	3fg-fga	3fg%	ft-fga	ft%	off	def	tot	avg									
25	GERALD, Jessica	25-21	822	32.9	105-330	.318	62-203	.305	100-124	.806	14	49	63	2.5	47	0	25	71	1	27	372	14.9	
10	GRIFFIN, Melanie	8-8	247	30.9	36-92	.391	13-25	.520	7-11	.636	6	17	23	2.9	17	0	15	22	2	8	92	11.5	
05	JOHNSON, Rayven	28-27	855	30.5	103-293	.352	30-107	.280	63-93	.677	47	125	172	6.1	77	0	36	79	4	33	299	10.7	
12	DWECK, Kimberly	28-25	877	31.3	73-219	.333	15-67	.224	39-54	.722	15	73	88	3.1	66	3	64	80	2	35	200	7.1	
13	SERIC, Ivana	28-28	939	33.5	75-200	.375	2-16	.125	14-49	.286	57	124	181	6.5	56	1	90	100	27	37	166	5.9	
50	NWANKWO, Uju	21-2	312	14.9	30-67	.448	0-6	.000	29-46	.630	32	41	73	3.5	31	0	7	17	23	13	89	4.2	
20	PARKER, Kristian	28-19	479	17.1	37-125	.296	0-1	.000	21-39	.538	34	48	82	2.9	95	6	6	53	23	6	95	3.4	
22	SANCHEZ, Maria	22-6	350	15.9	31-73	.425	2-7	.286	4-9	.444	20	46	66	3.0	44	0	10	29	10	16	68	3.1	
11	SCHARTNER, Emily	26-4	443	17.0	21-72	.292	17-50	.340	14-17	.824	11	36	47	1.8	36	0	21	43	13	23	73	2.8	
15	ZORIC, Jelena	21-0	206	9.8	11-42	.262	11-39	.282	1-4	.250	7	20	27	1.3	10	0	3	9	1	3	34	1.6	
30	WILLIAMS, Marcy	7-0	86	12.3	3-21	.143	0-10	.000	2-2	1.000	6	12	18	2.6	10	0	1	6	1	4	8	1.1	
14	LACMANOVIC, Ivana	2-0	9	4.5	1-4	.250	0-0	.000	0-0	.000	0	1	1	0.5	0	0	0	4	0	2	2	1.0	
	Team										61	63	124					11					
	Total.....	28	5625		526-1538	.342	152-531	.286	294-448	.656	310	655	965	34.5	489	10	278	524	107	207	1498	53.5	
	Opponents.....	28	5625		677-1641	.413	143-434	.329	394-557	.707	394	769	1163	41.5	414	-	414	446	109	240	1891	67.5	

TEAM STATISTICS	NJIT	OPP	Date	Opponent	Score	Att.
SCORING	1498	1891	11/14/10	NAVY	L 55-72	355
Points per game	53.5	67.5	11/17/10	at Colgate	L 58-85	150
Scoring margin	-14.0	-	11/20/10	RHODE ISLAND	L 51-57	150
FIELD GOALS-ATT	526-1538	677-1641	11/24/10	DELAWARE STATE	Lot 74-82	199
Field goal pct	.342	.413	11/27/10	PENN	W 74-63	205
3 POINT FG-ATT	152-531	143-434	12/01/10	at Manhattan	L 48-62	213
3-point FG pct	.286	.329	12/07/10	at Wagner	L 55-71	512
3-pt FG made per game	5.4	5.1	12/9/10	LEHIGH	L 45-53	300
FREE THROWS-ATT	294-448	394-557	12/19/10	at Missouri	L 37-72	1052
Free throw pct	.656	.707	12/22/10	HOWARD	W 60-57	200
F-Throws made per game	10.5	14.1	1/3/11	at Fairleigh Dickinson	L 41-59	290
REBOUNDS	965	1163	1/6/11	at Brown	W 63-61	338
Rebounds per game	34.5	41.5	1/9/11	at Harvard	L 64-76	413
Rebounding margin	-7.1	-	* 1/12/11	TEXAS-PAN AMERICAN	W 68-60	225
ASSISTS	278	414	* 1/15/11	HOUSTON BAPTIST	W 82-55	405
Assists per game	9.9	14.8	01/20/11	at DePaul	L 43-90	0
TURNOVERS	524	446	* 1/22/11	at Chicago State	L 42-83	0
Turnovers per game	18.7	15.9	* 01/29/11	at Utah Valley	W 55-52	271
Turnover margin	-2.8	-	2/3/11	SAVANNAH STATE	W 59-49	0
Assist/turnover ratio	0.5	0.9	* 2/10/11	NORTH DAKOTA	L 51-67	252
STEALS	207	240	* 2/12/11	SOUTH DAKOTA	L 40-76	400
Steals per game	7.4	8.6	* 2/17/11	at Houston Baptist	L 66-71	239
BLOCKS	107	109	* 2/19/11	at Texas-Pan American	L 53-72	0
Blocks per game	3.8	3.9	* 02/24/11	at South Dakota	L 28-72	989
ATTENDANCE	3215	4657	* 2/26/11	at North Dakota	L 37-58	0
Home games-Avg/Game	13-247	14-319	* 3/3/11	UTAH VALLEY	L 50-67	299
Neutral site-Avg/Game	-	1-190	* 3/5/11	CHICAGO STATE	L 43-66	225
			03/09/11	vs North Dakota	L 56-83	190

* - Conference game



BASKETBALL 2011-12

2010-11 RESULTS AND LEADERS

Date	Opponent	Score	Att.	High Points	High Rebounds
11/14/10	NAVY	55-72 L	355	(19)GRIFFIN, Melanie	(6)SERIC, Ivana (6)JOHNSON, Rayven
11/17/10	at Colgate	58-85 L	150	(13)GRIFFIN, Melanie	(4)ZORIC, Jelena
11/20/10	RHODE ISLAND	51-57 L	150	(20)GERALD, Jessica	(8)SANCHEZ, Maria
11/24/10	DELAWARE STATE	74-82 Lot	199	(22)GERALD, Jessica	(6)PARKER, Kristian
11/27/10	PENN	W 74-63	205	(24)JOHNSON, Rayven	(8)SERIC, Ivana
12/01/10	at Manhattan	48-62 L	213	(17)GRIFFIN, Melanie	(11)JOHNSON, Rayven
12/07/10	at Wagner	55-71 L	512	(17)GERALD, Jessica	(8)SERIC, Ivana
12/9/10	LEHIGH	45-53 L	300	(14)GRIFFIN, Melanie	(10)SANCHEZ, Maria
12/19/10	at Missouri	37-72 L	1052	(11)GERALD, Jessica	(4)SERIC, Ivana (4)DWECK, Kimberly (4)JOHNSON, Rayven
12/22/10	HOWARD	W 60-57	200	(20)GERALD, Jessica	(13)SANCHEZ, Maria
1/3/11	at Fairleigh Dickinson	41-59 L	290	(10)SERIC, Ivana	(12)SERIC, Ivana
1/6/11	at Brown	W 63-61	338	(18)GERALD, Jessica	(10)JOHNSON, Rayven
1/9/11	at Harvard	64-76 L	413	(25)GERALD, Jessica	(5)JOHNSON, Rayven
1/12/11	*TEXAS-PAN AMERICAN	W 68-60	225	(24)GERALD, Jessica	(11)SERIC, Ivana
1/15/11	*HOUSTON BAPTIST	W 82-55	405	(30)JOHNSON, Rayven	(6)SERIC, Ivana
01/20/11	at DePaul	43-90 L		(21)GERALD, Jessica	(5)SERIC, Ivana
1/22/11	*at Chicago State	42-83 L		(22)GERALD, Jessica	(4)GERALD, Jessica
01/29/11	*at Utah Valley	W 55-52	271	(21)JOHNSON, Rayven	(11)SERIC, Ivana
2/3/11	SAVANNAH STATE	W 59-49		(22)GERALD, Jessica	(12)JOHNSON, Rayven
2/10/11	*NORTH DAKOTA	51-67 L	252	(15)SCHARTNER, Emily	(15)SERIC, Ivana
2/12/11	*SOUTH DAKOTA	40-76 L	400	(10)DWECK, Kimberly	(7)JOHNSON, Rayven
2/17/11	*at Houston Baptist	66-71 L	239	(14)JOHNSON, Rayven	(10)NWANKWO, Uju
2/19/11	*at Texas-Pan American	53-72 L		(14)JOHNSON, Rayven	(10)NWANKWO, Uju (10)SERIC, Ivana
02/24/11	*at South Dakota	28-72 L	989	(11)DWECK, Kimberly	(8)NWANKWO, Uju
2/26/11	*at North Dakota	37-58 L		(14)GERALD, Jessica	(11)JOHNSON, Rayven
3/3/11	*UTAH VALLEY	50-67 L	299	(17)JOHNSON, Rayven	(8)SERIC, Ivana
3/5/11	*CHICAGO STATE	43-66 L	225	(12)GERALD, Jessica	(7)JOHNSON, Rayven
03/09/11	vs North Dakota	56-83 L	190	(18)GERALD, Jessica	(9)SERIC, Ivana

* - Conference game

Attendance Summary	Games	Attend	Avg/Game
Home	13	3215	247
Away	14	4467	319
Neutral	1	190	190
Total	28	7872	281

BASKETBALL 2011-12



2010-11 GAME-BY-GAME HIGHS

Opponent	Date	Score	Points	Rebounds	Assists	Steals	Blocked shots
NAVY	11/14/10	55-72	19-GRIFFIN, Melanie	6-JOHNSON, Rayven SERIC, Ivana	3-DWECK, Kimberly GRIFFIN, Melanie	5-DWECK, Kimberly	3-PARKER, Kristian
at Colgate	11/17/10	58-85	13-GRIFFIN, Melanie	4-ZORIC, Jelena	1-SERIC, Ivana SCHARTNER, Emily DWECK, Kimberly GERALD, Jessica GRIFFIN, Melanie JOHNSON, Rayven	2-LACMANOVIC, Iva JOHNSON, Rayven	None
RHODE ISLAND	11/20/10	51-57	20-GERALD, Jessica	8-SANCHEZ, Maria	4-GRIFFIN, Melanie	3-SANCHEZ, Maria	2-PARKER, Kristian SERIC, Ivana
DELAWARE STATE	11/24/10	74-82	22-GERALD, Jessica	6-PARKER, Kristian	6-SERIC, Ivana	5-SERIC, Ivana	2-SERIC, Ivana SANCHEZ, Maria
PENN	11/27/10	74-63	24-JOHNSON, Rayve	8-SERIC, Ivana	8-SERIC, Ivana	4-GRIFFIN, Melanie	1-SERIC, Ivana GRIFFIN, Melanie
at Manhattan	12/01/10	48-62	17-GRIFFIN, Melanie	11-JOHNSON, Rayve	6-SERIC, Ivana	3-SERIC, Ivana	1-PARKER, Kristian SANCHEZ, Maria
at Wagner	12/07/10	55-71	17-GERALD, Jessica	8-SERIC, Ivana	2-GERALD, Jessica JOHNSON, Rayven PARKER, Kristian	2-DWECK, Kimberly SERIC, Ivana	1-JOHNSON, Rayven SANCHEZ, Maria PARKER, Kristian SERIC, Ivana
LEHIGH	12/9/10	45-53	14-GRIFFIN, Melanie	10-SANCHEZ, Maria	3-SERIC, Ivana DWECK, Kimberly	1-GRIFFIN, Melanie SANCHEZ, Maria DWECK, Kimberly	2-PARKER, Kristian
at Missouri	12/19/10	37-72	11-GERALD, Jessica	4-JOHNSON, Rayven DWECK, Kimberly SERIC, Ivana	3-DWECK, Kimberly	2-SERIC, Ivana	1-SANCHEZ, Maria SERIC, Ivana
HOWARD	12/22/10	60-57	20-GERALD, Jessica	13-SANCHEZ, Maria	2-GERALD, Jessica SCHARTNER, Emily JOHNSON, Rayven	2-JOHNSON, Rayven DWECK, Kimberly SCHARTNER, Emily	2-SCHARTNER, Emil PARKER, Kristian
at Fairleigh Dickinson	1/3/11	41-59	10-SERIC, Ivana	12-SERIC, Ivana	3-SERIC, Ivana	3-SCHARTNER, Emil JOHNSON, Rayven	1-NWANKWO, Uju SERIC, Ivana
at Brown	1/6/11	63-61	18-GERALD, Jessica	10-JOHNSON, Rayve	5-DWECK, Kimberly	2-JOHNSON, Rayven	2-NWANKWO, Uju SCHARTNER, Emily
at Harvard	1/9/11	64-76	25-GERALD, Jessica	5-JOHNSON, Rayven	4-SERIC, Ivana	3-NWANKWO, Uju	3-NWANKWO, Uju
TEXAS-PAN AMERICAN	1/12/11	68-60	24-GERALD, Jessica	11-SERIC, Ivana	3-DWECK, Kimberly SERIC, Ivana	6-DWECK, Kimberly	2-NWANKWO, Uju
HOUSTON BAPTIST	1/15/11	82-55	30-JOHNSON, Rayve	6-SERIC, Ivana	6-SERIC, Ivana	3-JOHNSON, Rayven	2-NWANKWO, Uju
at DePaul	01/20/11	43-90	21-GERALD, Jessica	5-SERIC, Ivana	3-SERIC, Ivana	2-SCHARTNER, Emil SERIC, Ivana GERALD, Jessica	2-NWANKWO, Uju SCHARTNER, Emily
at Chicago State	1/22/11	42-83	22-GERALD, Jessica	4-GERALD, Jessica	6-DWECK, Kimberly	1-GERALD, Jessica SCHARTNER, Emily DWECK, Kimberly NWANKWO, Uju SANCHEZ, Maria ZORIC, Jelena SERIC, Ivana	1-NWANKWO, Uju
at Utah Valley	01/29/11	55-52	21-JOHNSON, Rayve	11-SERIC, Ivana	4-SERIC, Ivana	1-JOHNSON, Rayven SCHARTNER, Emily	2-PARKER, Kristian NWANKWO, Uju
SAVANNAH STATE	2/3/11	59-49	22-GERALD, Jessica	12-JOHNSON, Rayve	3-SERIC, Ivana DWECK, Kimberly	5-SCHARTNER, Emil	5-SERIC, Ivana
NORTH DAKOTA	2/10/11	51-67	15-SCHARTNER, Emi	15-SERIC, Ivana	6-SERIC, Ivana	2-SCHARTNER, Emil	3-SERIC, Ivana



BASKETBALL 2011-12

CAREER RECORDS

Points

1,504	Jessica Gerald	2007-11
1,497	Kelly Crowe	2003-07
1,322	Nevea Van Wright	1991-94, 95-96
1,165	Lindsey Reggo	2000-04
1,132	Jackie O'Connor	1997-2001
1,072	Selena Kershaw	2001-06
1,006	Wendy Gruenewald	1992-96
983	Nicole Ballou	1999-2003
978	SchrKya Massey	2001-2003
922	Sharon Kukal	1997-99

Note: Massey scored 71 points in two seasons at Loyola (Md.) College for a career total of 1,049.

Scoring Average

(min. 35 games)

18.5	SchrKya Massey (978/53)	2001-03
18.1	Sharon Kukal (922/51)	1997-99
16.3	Nevea Van Wright (1322/81)	1991-94, 95-96
14.9	Kristie Simpson (553/37)	1995-97
14.7	Jessica Gerald (1504/102)	2007-11
13.2	Kelly Crowe (1497/113)	2003-07

Rebounds

1,060	Wendy Gruenewald	1992-96
780	Selena Kershaw	2001-06
696	Liliana Alvarez	1990-94
582	Taiwo Oyelola	2006-10
573	Kate Duncan	2000-04
572	Dion McMillian	1986-88
560	Ivana Seric	2007-11
542	Sharon Kukal	1997-99
508	Lauren Daley	1998-2000
489	Kehinde Oyelola	2006-10

Rebound Average

(min. 35 games)

15.9	Dion McMillian (572/36)	1986-88
12.5	Wendy Gruenewald (1060/85)	1992-96
10.6	Sharon Kukal (542/51)	1997-99
9.5	Kristie Simpson (350/37)	1995-97
9.4	Lauren Daley (508/54)	1998-2000

Assists (min. 200)

396	Nicole Ballou	1999-2003
342	Jackie McCaffrey	2004-09
307	Kelly Crowe	2003-07
296	Aine O'Dwyer	2003-07
283	Erika Velez	2003-08
275	Ivana Seric	2007-11
256	Nevea Van Wright	1991-94, 95-96
243	Jackie O'Connor	1997-2001
213	SchrKya Massey	2001-2003

Blocks

102	Liliana Alvarez	1990-94
100	Selena Kershaw	2001-2006
89	Wendy Gruenewald	1992-96
80	Lauren Daley	1998-2000
69	Ivana Seric	2007-11



Steals (min. 160)

282	Kelly Crowe	2003-07
203	Jackie McCaffrey	2004-09
193	Nicole Ballou	1999-2003
190	Erika Velez	2003-08
171	Nevea Van Wright	1991-94, 95-96
168	Jackie O'Connor	1997-2001
160	SchrKya Massey	2001-03

Three-Point Field Goals

(min. 120)

222	Jackie O'Connor	1997-2001
192	Jessica Gerald	2007-11
171	Jill Dickinson	2005-09
164	Lindsey Reggo	2000-04
139	Nevea Van Wright	1991-94, 95-96
134	Kelly Crowe	2003-07
123	Nicole Ballou	1999-03

Games Played (min. 100)

115	Jackie McCaffrey	2004-09
113	Kelly Crowe	2003-07
	Aine O'Dwyer	2003-07
112	Selena Kershaw	2001-06
111	Taiwo Oyelola	2006-10
	Jill Dickinson	2005-09
110	Kehinde Oyelola	2006-10
109	Nicole Ballou	1999-2003
	Kate Duncan	2000-04
	Lindsey Reggo	2000-04

Field Goals

460	Kelly Crowe	2003-07
458	Nevea Van Wright	1991-94, 95-96
431	Jessica Gerald	2007-10
429	Selena Kershaw	2001-06
427	Wendy Gruenewald	1992-96

Field-Goal Attempts

1,310	Jessica Gerald	2007-10
1,269	Nevea Van Wright	1991-94, 95-96
1,265	Lindsey Reggo	2000-04
1,132	Kelly Crowe	2003-07
1,121	Jackie O'Connor	1997-2001

Field-Goal Percentage

(min. 150 made)

.490	Kristie Simpson (217-443)	1995-97
.456	Selena Kershaw (429-940)	2001-06
.449	Sharon Kukal (335-746)	1997-99
.395	Lauren Daley (178-451)	1998-2000
.393	Ivana Seric (271-689)	2007-11

Three-Point Attempts

720	Jackie O'Connor	1997-2001
660	Jessica Gerald	2007-11
539	Lindsey Reggo	2000-04
430	Nicole Ballou	1999-03
411	Nevea Van Wright	1991-94, 95-96

Three-Point Percentage (min. 50 made)

.361	Nevea Van Wright (139-411)	1991-94, 95-96
.348	Jackie Lupo (72-207)	2002-05
.336	Kehinde Oyelola (83-247)	2006-10
.308	Jackie O'Connor (222-720)	1997-2001
.304	Lindsey Reggo (164-539)	2000-04

Free-Throws Made

450	Jessica Gerald	2007-11
443	Kelly Crowe	2003-07
269	SchrKya Massey	2001-03
267	Nevea Van Wright	1991-94, 95-96
252	Sharon Kukal	1997-99

Free-Throw Attempts

659	Kelly Crowe	2003-07
595	Jessica Gerald	2007-11
406	Nevea Van Wright	1991-94, 95-96
388	Selena Kershaw	2001-06
365	Sharon Kukal	1997-99
364	SchrKya Massey	2001-03

Free-Throw Percentage

(min. 100 made, .700)

.758	Taiwo Oyelola (244-322)	2006-10
.756	Jessica Gerald (450-595)	2007-11
.741	Rayven Johnson (109-147)	2009-present
.739	SchrKya Massey (269-364)	2001-03
.703	Jill Dickinson (142-202)	2005-09
.702	Jackie O'Connor (174-248)	1997-2001

BASKETBALL 2011-12



SINGLE SEASON RECORDS

Points

539	SchrKya Massey	2001-02
509	Sharon Kukal	1997-98
482	Kelly Crowe	2004-05
446	Jessica Gerald	2009-10
439	SchrKya Massey	2002-03
413	Sharon Kukal	1998-99
409	Nevea Van Wright	1993-94
405	Kelly Crowe	2005-06
379	Nevea Van Wright	1992-93
375	Lindsey Reggo	2002-03

Scoring Average (min. 20 games)

21.2	Sharon Kukal (509/24)	1997-98
20.7	SchrKya Massey (539/26)	2001-02
19.5	Nevea Van Wright (409/21)	1994-95
17.2	Nevea Van Wright (379/22)	1993-94
16.7	Jessica Gerald (92/27)	2008-09

Rebounds

316	Dion McMillian	1986-87
314	Wendy Gruenewald	1992-93
309	Sharon Kukal	1998-99
284	Lauren Daley	1999-2000
270	Wendy Gruenewald	1994-95
256	Dion McMillian	1987-88
246	Wendy Gruenewald	1993-94
241	Kristine Simpson	1994-95
236	Merna Maloon	1997-98
230	Wendy Gruenewald	1995-96

Rebound Average (min. 14 games)

16.6	Dion McMillian (316/19)	1986-87
15.1	Dion McMillian (256/17)	1987-88
14.3	Wendy Gruenewald (314/22)	1992-93
12.9	Wendy Gruenewald (246/19)	1993-94
11.7	Wendy Gruenewald (270/23)	1994-95

Assists (min. 100)

120	Nicole Ballou	2002-03
113	SchrKya Massey	2001-02
111	Nancy Belbo	1993-94
110	Jackie McCaffrey	2004-05
102	Nicole Ballou	2001-02
101	Nicole Ballou	2000-01
100	SchrKya Massey	2002-03

Blocks (min. 30)

66	Liliana Alvarez	1992-93
49	Lauren Daley	1999-2000
36	Liliana Alvarez	1993-94
34	Selena Kershaw	2001-02
31	Lauren Daley	1998-99
30	Chevanese Samms	2000-01

Steals (min. 70)

94	Kelly Crowe	2003-04
88	SchrKya Massey	2001-02
76	Nevea Van Wright	1993-94
72	SchrKya Massey	2002-03
71	Brenda Rodriguez	1994-95
70	Kelly Crowe	2004-05

Three-Point Field Goals

68	Jackie O'Connor	2000-01
64	Jill Dickinson	2008-09
62	Jessica Gerald	2010-11
58	Jessica Gerald	2009-10
	Lindsey Reggo	2002-03
	Jackie O'Connor	1999-2000
57	Nevea Van Wright	1993-94
56	Jackie O'Connor	1998-99
47	Nicole Ballou	2001-02
45	Kelly Crowe	2004-05
	Jill Dickinson	2007-08

Games

30	Kelly Crowe	2004-05
	Selena Kershaw	2004-05
	Aine O'Dwyer	2004-05
	Jackie McCaffrey	2004-05
	Lisa Neria	2004-05
	Jackie Lupo	2004-05

Field Goals

200	SchrKya Massey	2001-02
184	Sharon Kukal	1997-98
154	SchrKya Massey	2002-03

Field-Goal Attempts

506	SchrKya Massey	2001-02
446	SchrKya Massey	2002-03
414	Sharon Kukal	1997-98

Field-Goal Percentage (min. 3 made per game)

.537	Emese Gyuricza	2005-06
.480	Selena Kershaw	2001-02
.476	Kristie Simpson	1994-95

Three-Point Attempts

230	Jackie O'Connor	2000-01
203	Jessica Gerald	2010-11
197	Jessica Gerald	2009-10
175	Lindsey Reggo	2002-03
173	Jackie O'Connor	1999-2000

Three-Point Percentage (min. 20 made)

.535	Veronica Mullen (23/43)	1999-2000
.393	Nevea Van Wright (57/145)	1993-94
.371	Nicole Ballou (36/97)	1999-2000

Free-Throws Made

144	Jessica Gerald	2009-10
141	Kelly Crowe	2004-05
	Sharon Kukal	1997-98
138	SchrKya Massey	2001-02

Free-Throw Attempts

204	Sharon Kukal	1997-98
199	Kelly Crowe	2005-06
198	Jessica Gerald	2009-10
195	Kelly Crowe	2004-05
189	SchrKya Massey	2001-02

Free-Throw Percentage (min. 50 made, .500)

.806	Jessica Gerald (100/124)	2010-11
.794	Jackie McCaffrey (50/63)	2007-08
.765	Taiwo Oyelola (78/102)	2008-09
.757	Jessica Gerald (106/140)	2007-08
.754	Taiwo Oyelola (52/69)	2007-08

TEAM SINGLE SEASON RECORDS

Most Games: 30, 2005-06
Most Wins: 18, 2004-05
Best Winning Percentage: .762, 1994-95 (16-5)
Most Consecutive Wins: 7, 1995-96
Most Points: 2,013, 2002-03
Highest Scoring Average: 67.9, 2001-02
Least Points Allowed: 1,054, 1987-88
Lowest Scoring Defense: 52.3, 1992-93
Highest Scoring Margin: +4.5, 2005-06
Most Rebounds: 1,251, 2002-03
Highest Rebound Average: 52.2, 1992-93
Highest Rebounding Margin: +9.3, 1994-95
Most Field Goals: 744, 2004-05
Most Field-Goal Attempts: 1855, 2002-03
Highest Field-Goal Percentage: .408, 2004-05
Most Three-Pointers: 152, 2010-11
Most Three-Point Attempts: 562, 2000-01
Highest Three-Point Percentage: .370, 1993-94
Most Free-Throws Made: 419, 2004-05
Most Free-Throw Attempts: 674, 2005-06
Highest Free-Throw Percentage: .709, 2006-07 (366-516)
Most Assists: 394, 2002-03
Most Steals: 337, 2004-05
Most Blocked Shots: 107, 2010-11
Most Turnovers Forced: 637, 2004-05





BASKETBALL 2011-12

SINGLE GAME RECORDS / TEAM RECORDS

INDIVIDUAL SINGLE-GAME RECORDS

Points

37, Jessica Gerald vs. California State Bakersfield, University, 1/11/08
 35, Sharon Kukal vs. Queens, 1/28/98
 34, Jessica Gerald at Chicago State, 1/17/09
 34, SchrKy'a Massey vs. Nyack, 1/23/02
 34, Nevea Van Wright vs. Mount St. Vincent, 12/10/93

Rebounds

25, Dion McMillian vs. Bloomfield, 1/30/87
 25, Wendy Gruenewald vs. St. Elizabeth, 12/3/92
 23, Dion McMillian vs. Drew, 11/22/86

Assists

13, Jackie McCaffrey vs. Nyack, 2/25/05
 12, Nicole Ballou vs. Felician, 1/15/02
 11, Tamara McNair vs. St. Elizabeth, 2/5/97

Blocks

7, Liliana Alvarez vs. Mount St. Mary, 1/23/93

Steals

10, Tamika Fogg vs. Yeshiva, 2/24/96
 10, Kristie Simpson vs. St. Joseph's, 2/19/96
 10, Nevea Van Wright vs. Medgar Evers, 2/16/94

Field Goals

13, Nevea Van Wright vs. Mount St. Vincent, 12/10/93
 12, Jessica Gerald at Chicago State, 1/17/09

Field Goal-Attempts

29, SchrKy'a Massey vs. Holy Family, 2/2/02
 29, Nevea Van Wright vs. St. Elizabeth, 1/29/94
 27, Jessica Gerald at Chicago State, 1/17/09

Three-Pointers

9, Rayven Johnson vs. Houston Baptist, 1/15/11

Three-Point Attempts

19, Jackie O'Connor vs. Goldey-Beacom, 2/3/01

Most 3FGs without missing

5-5, Nevea Van Wright vs. Mount St. Mary, 12/4/93

Free-Throws Made

16, Tamika Fogg vs. John Jay, 12/7/96
 14, Jessica Gerald at Maine, 11/29/08

Free-Throw Attempts

27, Tamika Fogg vs. John Jay, 12/7/96

Most FTs without missing

12-12, Odella Pyron vs. Queens (NY), 12/11/99

Minutes

48, Kelly Crowe at Teikyo Post, 2/4/04

Triple Doubles

* Lauren Battista vs. Old Westbury, 1/28/95 (10 points, 11 rebounds, 11 assists)
 * Kristie Simpson vs. St. Joseph's, 2/19/96 (22 points, 11 rebounds, 10 steals)

TEAM RECORDS

Most Points: 97 at Teikyo Post (94) (2 OT), 2/4/04

Most Points, Regulation: 92 vs. Yeshiva (12), 2/24/96

Most Points Allowed: 122 vs. Saint Rose, 11/15/97

Least Points Allowed: 12 vs. Yeshiva, 2/24/96; 12 vs. New York Maritime, 2/19/94

Highest Victory Margin: 80 vs. Yeshiva (92-12), 2/24/96

Most Field Goals: 41 vs. Baruch, 2/12/96

Most Field-Goal Attempts: 92 vs. York (NY), 1/10/96

Most Three-Pointers: 17 (of 31) vs. Houston Baptist, 1/15/11

Most Three-Point Attempts: 45 vs. Goldey-Beacom, 2/3/01

Best Perfect Game (3FG): 6-6 vs. Mount St. Mary, 12/4/93

Most Free-Throws Made: 37 vs. Norfolk State (37-47) 11/18/08

Most Free-Throw Attempts: 51 at Lafayette (35-51), 12/28/06

Best Perfect Game (FT): 12-12 vs. University of the Sciences in Philadelphia, 12/22/01

Most Rebounds: 71 vs. John Jay, 12/7/96

Most Assists: 29 vs. NYIT, 1/22/00

Most Steals: 37 vs. Bard, 2/18/96

Most Blocked Shots: 14 vs. Baruch, 2/12/96

Most Turnovers: 40 at Texas-Pan American, 1/13/07

Most Turnovers Forced: 48 vs. Bard, 2/19/96

Most Fouls: 31 at Nyack, 11/25/03



BASKETBALL 2011-12



DIVISION I CAREER RECORDS

(Competition began in 2006-07)

Points

1504	Jessica Gerald	2007-11
865	Taiwo Oyelola	2006-10
745	Kehinde Oyelola	2006-10
712	Jill Dickinson	2006-09
648	Ivana Seric	2007-11

Scoring Average (min. 30 games)

14.7	Jessica Gerald (1504/102)	2007-11
8.3	Jill Dickinson (712/86)	2006-09
7.8	Taiwo Oyelola (865/111)	2006-10
6.7	Kehinde Oyelola (745/110)	2006-10
6.4	Ivan Seric (648/101)	2007-11

Rebounds

582	Taiwo Oyelola	2006-10
560	Ivana Seric	2007-11
489	Kehinde Oyelola	2006-10
297	Katie Piekieski	2006-10
285	Jessica Gerald	2007-11

Rebound Average (min. of 30 games)

5.5	Ivana Seric (560/101)	2007-11
5.2	Taiwo Oyelola (582/111)	2006-10
4.4	Kehinde Oyelola (489/110)	2006-10
3.6	Jill Dickinson (307/86)	2006-09
2.7	Katie Piekieski (297/107)	2006-10

Assists

275	Ivana Seric	2007-11
140	Jackie McCaffrey	2007-09
114	Katie Piekieski	2006-10
109	Jill Dickinson	2006-09
93	Melanie Griffin	2008-pres.

Blocks

69	Ivana Seric	2007-11
36	Taiwo Oyelola	2006-10
33	Katie Piekieski	2006-10
29	Kehinde Oyelola	2006-10
25	Maya Al-Shingieti	2007-09

Steals

131	Taiwo Oyelola	2006-10
116	Ivana Seric	2007-11
114	Jill Dickinson	2006-09
112	Jessica Gerald	2007-11
109	Kehinde Oyelola	2006-10

Games

111	Taiwo Oyelola	2006-10
110	Kehinde Oyelola	2006-10
107	Katie Piekieski	2006-10
102	Jessica Gerald	2007-11
101	Ivana Seric	2007-11

Field Goals

431	Jessica Gerald	2007-11
282	Taiwo Oyelola	2006-10
249	Kehinde Oyelola	2006-10
236	Jill Dickinson	2006-09
196	Ivana Seric	2007-11

Field-Goal Attempts

1310	Jessica Gerald	2007-11
780	Taiwo Oyelola	2006-10
677	Kehinde Oyelola	2006-10
664	Jill Dickinson	2006-09
599	Katie Piekieski	2006-10

Field-Goal Percentage (min. 2.5 made per game and 50 games played)

.393	Ivana Seric (101 G/271-689)	2007-11
.367	Kehinde Oyelola (110 G/249-677)	2006-10
.362	Taiwo Oyelola (111 G/282-780)	2006-10
.355	Jill Dickinson (86 G/236-664)	2006-09
.329	Jessica Gerald (102 G/431-1310)	2007-11

Three-Point Field Goals

192	Jessica Gerald	2007-11
135	Jill Dickinson	2006-09
83	Kehinde Oyelola	2006-10
57	Taiwo Oyelola	2006-10
35	Katie Piekieski	2006-10

Three-Point Attempts

660	Jessica Gerald	2007-11
431	Jill Dickinson	2006-09
247	Kehinde Oyelola	2006-10
231	Taiwo Oyelola	2006-10
181	Katie Piekieski	2006-10

Three-Point Percentage (min. 20 made)

.336	Kehinde Oyelola (83-247)	2006-10
.333	Colleen Vogel (30-90)	2006-08
.291	Jessica Gerald (192-660)	2007-11
.247	Taiwo Oyelola (57-231)	2006-10

Free-Throws Made

450	Jessica Gerald	2007-11
244	Taiwo Oyelola	2006-10
164	Kehinde Oyelola	2006-10
140	Katie Piekieski	2006-10
105	Jill Dickinson	2006-09

Free-Throw Attempts

595	Jessica Gerald	2007-11
322	Taiwo Oyelola	2006-10
238	Kehinde Oyelola	2006-10
206	Ivana Seric	2007-11
194	Katie Piekieski	2006-10

Free-Throw Percentage (min. 35 made)

.758	Taiwo Oyelola (244-322)	2006-10
.756	Jessica Gerald (450-595)	2007-11
.742	Jackie McCaffrey (98-132)	2007-09
.741	Rayven Johnson (109-147)	2009-present

DIVISION I FIRSTS

(11/13/06 vs. Morgan State)

First basket – Aine O'Dwyer, layup (19:11)

First rebound – Ali Baumlin (17:25 first half, defensive)

First assist – Ali Baumlin (16:18 first half, assisted Kelly Crowe)

First steal – Kelly Crowe (19:40 first half)

First blocked shot – Lesley Hendricks (2:42 first half, blocked Dominisha Britton)

First three-point basket – Katie Piekieski (14:47 second half)

First lead – 2-1 (on O'Dwyer's layup 1:07 into the game)

First player to reach double-figure scoring – Katie Piekieski (jumper with 15:31 remaining)

First player to reach double-figure rebounding – Ali Baumlin (1:04 remaining)



BASKETBALL 2011-12

DIVISION I SEASON RECORDS

Division I competition began 2006-07 season)

Points

446	Jessica Gerald	2009-10
368	Jessica Gerald	2007-08
318	Jessica Gerald	2008-09
285	Kehinde Oyelola	2008-09
279	Taiwo Oyelola	2009-10

Scoring Average

(min. 20 games)

15.4	Jessica Gerald (29 G/446 pts)	2009-10
12.7	Jessica Gerald (29 G/368 pts)	2007-08
9.8	Kehinde Oyelola (29 G/285 pts)	2008-09
9.6	Taiwo Oyelola (29 G/279 pts)	2009-10

Note: Jessica Gerald averaged 16.7 ppg in 19 games in 2008-09 before being injured

Rebounds

182	Taiwo Oyelola	2009-10
169	Ivana Seric	2009-10
164	Taiwo Oyelola	2008-09
162	Kehinde Oyelola	2008-09
158	Taiwo Oyelola	2007-08

Rebound Average

(min. 20 games)

6.3	Taiwo Oyelola (29 G/182 rebs)	2009-10
5.8	Ivana Seric (29 G/169 rebs)	2009-10
5.7	Taiwo Oyelola (29 G/165 rebs)	2008-09
5.6	Kehinde Oyelola (29 G/162 rebs)	2008-09
5.6	Taiwo Oyelola (28 G/158 rebs)	2007-08



Assists

90	Ivana Seric	2009-10
76	Jackie McCaffrey	2007-08
75	Melanie Griffin	2009-10
71	Aine O'Dwyer	2006-07
70	Ivana Seric	2008-09

Blocks

19	Ivana Seric	2009-10
18	Maya Al-Shingieti	2007-08
13	Katie Piekelski	2006-07

Steals

61	Erika Velez	2007-08
52	Taiwo Oyelola	2009-10
50	Jackie McCaffrey	2008-09
49	Melanie Griffin	2009-10
48	Kelly Crowe	2006-07

Three-Point Field Goals

64	Jill Dickinson (64-169)	2008-09
58	Jessica Gerald (58-197)	2009-10
45	Jill Dickinson (45-154)	2007-08
40	Kehinde Oyelola (40-112)	2008-09
38	Jessica Gerald (38-144)	2007-08

Games Played

29	done 16 times, twice each by:	
	Jill Dickinson	(07-08; 08-09)
	Jackie McCaffrey	(07-08; 08-09)

Field Goals

122	Jessica Gerald	2009-10
112	Jessica Gerald	2007-08
99	Kehinde Oyelola	2008-09
95	Taiwo Oyelola	2009-10
92	Jessica Gerald	2008-09

Field-Goal Attempts

376	Jessica Gerald	2009-10
330	Jessica Gerald	2007-08
274	Jessica Gerald	2008-09
	Kelly Crowe	2006-07
259	Kehinde Oyelola	2008-09

Field-Goal Percentage

(min. 3 made per game)

.455	Ivana Seric (45-99)	2007-08
.447	Erika Velez (72-161)	2007-08
.425	Aine O'Dwyer (68-160)	2006-07
.420	Jackie McCaffrey (66-157)	2008-09
.419	Ivana Seric (78-186)	2008-09



Three-Point Attempts

169	Jill Dickinson	2008-09
154	Jill Dickinson	2007-08
144	Jessica Gerald	2007-08
116	Jessica Gerald	2008-09
112	Kehinde Oyelola	2008-09

Three-Point Percentage

(min. 25 made and .300)

.425	Jackie McCaffrey (34-80)	2008-09
.379	Jill Dickinson (64-169)	2008-09
.357	Kehinde Oyelola (40-112)	2008-09
.329	Colleen Vogel (27-82)	2006-07

Free-Throws Made

(min. 75)

144	Jessica Gerald (144-198)	2009-10
106	Jessica Gerald (106-140)	2007-08
100	Jessica Gerald (100-133)	2008-09
78	Taiwo Oyelola (78-102)	2007-08
78	Kelly Crowe	2006-07

Free-Throw Attempts

(min. 100 attempts)

140	Jessica Gerald (106-140)	2007-08
133	Jessica Gerald (100-133)	2008-09
107	Kelly Crowe (78-107)	2006-07
102	Taiwo Oyelola (78-102)	2008-09

Free-Throw Percentage

(min. 50 made)

.794	Jackie McCaffrey (50-63)	2007-08
.765	Taiwo Oyelola (78-102)	2008-09
.757	Jessica Gerald (106-140)	2007-08
.754	Taiwo Oyelola (52-69)	2007-08
.744	Jill Dickinson (64-86)	2006-07

BASKETBALL 2011-12



DIVISION I SUPERLATIVES

NJIT	TEAM	OPPONENTS
91 vs. Norfolk State (11/18/06)	POINTS	96, South Dakota State (2/8/07)
32 at Utah Valley (2/28/09)	FIELD GOALS MADE	38, Utah Valley (2/28/09)
73 vs. Utah Valley (3/8/08)	FIELD GOAL ATTEMPTS	76, DePaul (1/20/11)
.569 (29-51) vs. Utah Valley (1/30/10)	FIELD GOAL PERCENTAGE	.633 (38-60), Utah Valley (2/28/09)
17 (17-31) vs. Houston Baptist (1/15/11)	3 PT. FG MADE	14, Harvard (1/9/11)
33 at Utah Valley (3/5/09)	3 PT. FG ATTEMPTS	29, Lehigh (12/9/06)
		29, Chicago State (1/26/08)
.800 (4-5) vs. Long Island (12/12/07)	3 PT. FG PERCENTAGE	.667 (6-9), Lafayette (12/5/08)
37 vs. Norfolk State (11/18/06)	FREE THROWS MADE	35, Chicago State (2/8/08)
51 vs. Lafayette (12/28/06)	FREE THROW ATTEMPTS	41, Chicago State (2/8/08)
1.000 (10-10) at Lehigh (12/8/07)	FREE THROW PERCENTAGE	.941 (16-17), FDU (1/15/09)
1.000 (8-8) at American (11/24/09)		
54 at Texas-Pan American (2/19/11)	REBOUNDS	58, DePaul (1/20/11)
26 vs. Longwood (2/14/09)	ASSISTS	31, Utah Valley (2/28/09)
18, three different times	STEALS	21, Texas-Pan American, (1/13/07)
		21, Fairleigh Dickinson (12/12/06)
10 vs. Savannah State (2/3/11)	BLOCKED SHOTS	11, Texas-Pan American (2/3/07)
		11, Hofstra (12/29/08)
		11, South Dakota (2/12/11)

NJIT	INDIVIDUAL	OPPONENTS
37, Jessica Gerald vs. Cal State-Bakersfield (1/11/08)	POINTS	41, Robyn Fairbanks, Utah Valley (2/28/09)
13, Jessica Gerald vs. Cal State-Bakersfield (1/11/08)	FIELD GOALS MADE	18, Robyn Fairbanks, Utah Valley (2/28/09)
27, Jessica Gerald at Chicago State (1/17/09)	FIELD GOAL ATTEMPTS	25, Robyn Fairbanks, Utah Valley (2/28/09)
.813 (13-16) Jessica Gerald vs. Cal State-Bakersfield (1/11/11)	FIELD GOAL PCT. (MIN.10 ATTS)	.800 (8-10), Chelsey Bunyer, Wagner (12/21/07)
9, Rayven Johnson vs. Houston Baptist (1/15/11)	3 PT. FG MADE	8, Takisha Cranberry, West Virginia (11/28/08)
15, Jill Dickinson at Monmouth (1/24/08)	3 PT. FG ATTEMPTS	14, Courtney Waldon, Chicago State (1/26/08)
15, Jessica Gerald vs. North Dakota (3/9/11)		14, Courtney Waldon, Chicago State (2/7/09)
.818 (9-11). Rayven Johnson vs. HBU (1/15/11)	3 PT. FG PCT. (MIN.5 ATTS)	1.000 (6-6), Alexis Yackley, South Dakota (2/12/11)
14, Jessica Gerald at Maine (11/29/08)	FREE THROWS MADE	17, Becky Fernandes, Longwood (1/4/09)
16, Jessica Gerald at Maine (11/29/08)	FREE THROW ATTEMPTS	22, Becky Fernandes, Longwood (1/4/09)
1.000 (10-10), Jessica Gerald vs. Savannah State (2/16/08)	FREE THROW PERCENTAGE	1.000 (10-10), Jasmin Dixon, Chicago State (2/8/08)
15, Ivana Seric vs. North Dakota (2/10/11)	REBOUNDS	17, Robyn Fairbanks, Utah Valley (2/21/08)
		17, Caila Desroches, Chicago State (1/22/11)
9, Ivana Seric vs. Texas-Pan American (2/20/10)	ASSISTS	13, Johnell Burts, Saint Peter's (11/14/07)
7, Kelly Crowe vs. Monmouth (1/23/07)	STEALS	8, MaHogany Daniel, Texas-Pan American (2/3/07)
7, Taiwo Oyelola vs. Houston Baptist (2/18/10)		8, Ivy Smith, Savannah State (2/25/08)
5, Ivana Seric vs. Savannah State (2/3/11)	BLOCKED SHOTS	10, Ali Ridge, Wagner (1/18/07)

NJIT ALL-TIME COACHING RECORDS

(Listed chronologically)

Name	WIN	LOST	PCT	SEASONS
<i>(NCAA Division III era (10 seasons; 1986-87 to 1987-88; 1989-90 to 1996-97)</i>				
John Speiss	0	15	.000	1 (1986-87)
Dave DeNure	2	11	.154	1 (1987-88)
Bill Avant	0	12	.000	1 (1989-90)
Brenda Zabriskie-DeNure	44	64	.407	5 (1990-95)
Maureen O'Neil	16	5	.762	1 (1995-96)
Bill McColl	7	15	.318	1 (1996-97)
<i>NCAA Division II era (9 seasons; 1997-98 to 2005-06)</i>				
Kim Barnes Arico	16	37	.302	2 (1997-99)
Sharon Manning Beverly	30	51	.370	3 (1999-02)
Kim Bowen Lusk	63	50	.558	4 (2002-06)
<i>NCAA Division I era begins in 2006-07</i>				
Kim Bowen Lusk	4	24	.138	1 (2006-07)
Bowen Lusk total	67	74	.472	5 (2002-07)
Margaret McKeon	36	79	.313	4 (2007-pres.)
All-Time Total	218	363	.375	24 (1986-present)



BASKETBALL 2011-12

ALL-TIME RECORDS VS. DIVISION I OPPONENTS

Albany 1-1
 American 0-2
 Boston College 0-1
Brown **1-0**
 Bryant 0-2
Bucknell **0-0**
 CSU Bakersfield 1-0
 Central Connecticut State 1-0
Chicago State **2-6**
Colgate **1-1**
 Columbia 0-1
 Cornell 0-2
 Davidson 0-1
Delaware State **0-1**
 DePaul 0-1
FDU-Teaneck **2-3**
 Florida Gulf Coast 0-1
 Fordham 0-1
 Harvard 0-2
 Hofstra 0-1
Houston Baptist **3-1**

Howard **1-0**
 IPFW 0-2
Iowa State **0-0**
 Lafayette 1-2
Lehigh **0-5**
 Long Island 0-2
Longwood **2-3**
 Maine 2-0
Manhattan **0-1**
 Marquette 0-1
Minnesota **0-0**
 Missouri 0-1
 Monmouth 0-2
 Morgan State 0-2
Navy **0-1**
 Norfolk State 1-0
North Dakota **0-5**
 North Dakota State 0-2
 North Florida 0-1
Penn **1-0**
 Penn State 0-1
 Princeton 0-2

Rider **0-0**
 Rhode Island 0-2
 Savannah State 4-3
 St. Francis (NY) 0-2
 Saint Joseph's 0-1
Saint Peter's **0-2**
 South Dakota 1-4
 South Dakota State 0-2
Texas-Pan American **7-5**
 UMass 0-2
 UMBC 1-1
Utah Valley **4-8**
 Virginia Tech 0-1
Wagner **2-3**
 West Virginia 0-1
 William & Mary 0-1
 Winston-Salem State 0-1
 Yale 0-2

2011-12 opponents in bold

Total Division I (since 2006-07) – 39-102

ALL-TIME RECORDS VS. OPPONENTS

Adelphi 0-6
 Albany 1-1
 American International 0-2
 American 0-2
 Assumption 0-2
 Bard 2-0
 Baruch 4-0
 Bethel 0-1
 Bloomfield 4-5-1
 Boston College 0-1
 Bridgeport 0-1
Brown **1-0**
 Bryant (Division II) 0-1
 Bryant (Division I) 0-2
Bucknell **0-0**
 CSU Bakersfield 1-0
 Centenary (NJ) 6-8
 Central Connecticut State 1-0
 CCNY 4-0
Chicago State **2-6**
Colgate **1-1**
 Columbia 0-1
 Concordia (NY) 4-2
 Cornell 0-2
 CW Post 2-4
 Davidson 0-1
Delaware State **0-1**
 DePaul 0-1
 District of Columbia 1-3
 Dominican (NY) 7-7
 Dowling 3-3
 Drew 2-7
 East Stroudsburg 1-0
 Eckerd 0-2
 Elizabeth City 0-1
FDU-Teaneck **2-3**
 Felician 8-4

Florida Gulf Coast 0-1
 Fordham 0-1
 Georgian Court 8-6
 Goldey-Beacom 12-0
 Greensboro 0-1
 Harvard 0-2
 Holy Family 0-13
 Hofstra 0-1
 Houghton 0-1
Houston Baptist **3-1**
Howard **1-0**
 Hunter 1-2
 IPFW 0-2
Iowa State **0-0**
 John Jay 1-0
 Johns Hopkins 0-1
 Kutztown 2-4
 Lafayette 1-2
 La Roche 1-0
Lehigh **0-5**
 Lehman 2-0
 Lynn 0-1
 Long Island 0-2
Longwood **2-3**
 Maine 2-0
Manhattan **0-1**
 Manhattanville 1-3
 Marquette 0-1
 Medgar Evers 3-1
 Mercy 3-4
Minnesota **0-0**
 Missouri 0-1
 Molloy 3-4
 Monmouth 0-2
 Montclair State 0-1
 Morgan State 0-2
 Mount Saint Mary (NY) 0-12

Mount Saint Vincent 8-7
Navy **0-1**
 Nazareth 0-1
 Nebraska-Kearney 0-1
 New Haven 0-2
 New Jersey, College of 0-1
 New Rochelle 2-0
 New York Maritime 8-1
 NYIT 4-0
 Norfolk State 1-0
North Dakota **0-5**
 North Dakota State 0-2
 North Florida 1-0
 Notre Dame (RI) 0-1
 Nyack 10-2
 Old Westbury 1-4
Penn **1-0**
 Penn State 0-1
 Philadelphia 1-9
 Post (CT) 9-3
 Princeton 0-2
 Queens (NY) 6-1
 Rhode Island 0-2
 Richard Stockton 0-3
Rider **0-0**
 Rutgers-Newark 0-2
Saint Peter's **0-2**
 Saint Leo 0-2
 Saint Rose 0-6
 Savannah State 4-3
 St. Augustine 0-2
 St. Elizabeth 4-15
 St. Francis (NY) 0-2
 St. Joseph's (Brooklyn) 1-0
 St. Joseph's (LI) 0-1
 Saint Joseph's (PA) 0-1
 St. Paul's 0-1

St. Thomas Aquinas 0-1
 Southampton 0-9
 South Dakota 1-4
 South Dakota State 0-2
 Southern Connecticut 0-1
 Staten Island 2-2
 Stevens 2-0
 Stonehill 0-2
Texas-Pan American **7-5**
 Texas A&M Kingsville 0-1
 UMass 0-2
 UMBC 1-0
 Upsala 0-11
Utah Valley **4-8**
 USP 3-10
 Vassar 1-1
 Virginia Tech 0-1
 Virginia-Wise 1-0
Wagner **2-3**
 Warner Southern 0-1
 West Virginia 0-1
 William Paterson 0-1
 William & Mary 0-1
 Wilmington (DE) 10-3
 Winston-Salem State 0-1
 Yale 0-2
 Yeshiva 7-0
 York (NY) 5-2

2011-12 opponents in bold

Total Division I era (includes 2 games vs.

DII opponents, 1-1) – 40-103 --.280

Total Division II era – 109-138 --.441

Total Division III era – 69-122 --.361

Total All-Time – 218-363 --.375

BASKETBALL 2011-12



ALL - TIME ROSTER

—A—

AL-SHINGIETI, Maya 08 09
ALVAREZ, Jady 04
ALVAREZ, Liliana 91,92,93,94
AUGUSTINE, Joann 95

—B—

BALDWIN, Ayisha 97
BALLOU, Nicole 00,01,02,03
BATTISTA, Laura 94,95
BAUMLIN, Ali 06,07
BEGASSE, Eileen 87
BELBO, Nancy 94
BERNARDO, Carolena 87
BROWN, Jessica 88
BURNEY, Teresa 93,94

—C—

CALWER, Heike 91
CORSARO, Denise 87
COURTNEY, Schevilla 96
CROWE, Kelly 04, 05, 06, 07
CRUZ, Iris 88,90,92

—D—

DALEY, Lauren 99, 00
DASH, Sharon 90
DAUMER, Kate 05, 06
DAVILA, Naida 97
DAWSON, Marilyn 87
DICKINSON, Jill 06, 07, 08, 09
DIXON, Shonte 03
DOMONKOS, Eileen 92, 93
DUNCAN, Kate 01, 02, 03, 04
DWECK, Kimberly 10, 11
DYER, Quinda 94

—E—

EBEWO, Eti 04, 05, 06
ENGLAND, Button 02

—F—

FELIZ, Tania 97,98
FOGG, Tamika 96,97
FORTIER, Linda 88
FOSTER, Takiya 02
FUKAZAWA, Ursula 91
FUSCO, Elisa 88

—G—

GARNER, Tywana 90
GAVIN, Kerri Ann 99
GERALD, Jessica 08, 09, 10, 11
GOLDRICK, Liz 87, 90
GRANT, Natasha 91, 93
GRAY, Winsome 90
GRIFFIN, Melanie 09,10, 11 (rs)
GRUENEWALD, Wendy 93, 94, 95, 96
GUARDADO, Luisa 96, 97, 99
GUY, Laquana 01
GYURICZA, Emese 05, 06

—H—

HEMINGWAY, Denaya 04, 05, 06
HENDRICKS, Lesley 07
HICKMAN, Jamie 92
HOBSON, Renee 88,90,92
HRNCIAR, Kim 92
HUFNAGEL, Elaine 91

—J—

JENERSON, Elizabeth 02
JOHNSON, Rayven 10, 11
JOHNSON, Adriana 08 09
JOHNSON, Hanifa 95, 96
JORDAN, Tennille 99, 00, 01, 02
JOSEPH, Jennifer 91, 94

—K—

KERSHAW, Selena 02,03, 04, 05
KUBIAK, Gretchen 99
KUKAL, Sharon 98,99

—L—

LUPO, Jackie 03, 04, 05

—M—

MACK, Alexis 93,95
MACK, Demesha 90
MALINOWSKI, Tracey 87
MALLORY, Colette 94
MALOON, Merna 98
MASSEY, SchrKya 02,03
McCAFFREY, Jackie 05, 06, 08 09
McMILLIAN, Dion 87,88
McNAIR, Tamara 96,97,98
MILLER, Alison 07, 08
MITROVIC, Sandy 93
MOSLEY, Kyrra 96
MULLEN, Veronica 99,00

—N—

NWANKWO, Uju 11

—O—

OCHS, Gina 91
O'CONNOR, Jackie 98,99,00,01
O'DWYER, Aine 04, 05, 06, 07
OYELOLA, Kehinde 07, 08 09 10
OYELOLA, Taiwo 07, 08 09 10

—P—

PANTANO, Lisa 95
PATRIKIOS, Stephanie 01,02
PIEKIELSKI, Katie 07, 08 09 10
POLIMEDA, Joie 98
PRESENDIEU, Aulina 99,00,01
PYRON, Odelia 98,99,00,01

—R—

RAFF, Michele 94
REGGO, Lindsey 01,02,03,04
RICHARDSON, Tiffany 95
ROBERTS, Deborah 92,93,94
ROBINSON, Erica 90
ROBINSON, Sharae 03
RODRIGUEZ, Brenda 95
RODRIGUEZ, Natalie 96,97,98
ROESSNER, Chrissa 98

—S—

SAMMS, Chevanese 01, 02, 03
SANCHEZ, Maria 10, 11
SCHARTNER, Emily 10, 11
SCHMIDT, Diane 95
SERIC, Ivana 08, 09, 10, 11
SIMPSON, Kristie 95, 96
SMITH, Ashley 09
SMITH, Darnella 88
SNEED, Brandy 02

—T—

THIBEAUD, Lucie 91,92,93,94
THOMSON, Deanra 92
TRUKOWSKI, Tracy 94
TRYMAN, Naima 99
TUDOR, Lauren 00
TURNBULL, Breanna 03, 04, 05, 06

—U—

ULLOA, Alba 97



—V—

VAN WRIGHT, Nevea
92,93,94,96
VELEZ, Erika 04, 05, 06, 08
VOGEL, Colleen 07, 08
VOGEL, Jessica 03, 04, 05, 06

—W—

WASHINGTON, Keri 08
WASHINGTON, Lisa 87
WEBER, Cynthia 95
WIGHTON, Kathryn 07, 08, 09, 10
WILLIAMS, Marcy 11
WINCHESTER, Melsha 98, 99, 00, 01
WOMACK, Racquel 93
WORLEY, Sandy 88,90

—Z—

ZAMBRANO, Claudia 97, 98
ZIEMBA, Melissa 96
ZORIC, Jelena 11

Only second year of playing season listed; i.e. 95 = 1994-95 season.

Current players bold

Corrections welcome – please contact Stephanie Pillari at pillari@njit.edu



BASKETBALL 2011-12

YEAR-BY-YEAR SCORES

(NOTE: the NCAA recognizes only games against 4-year varsity teams as official contests; games against JV teams and club teams are listed for the historical record, but are not included in official won-lost records)

1986-87 (0-15)

11/22	at Drew	L 32-65
11/23	vs. Johns Hopkins	L 37-80
12/2	ST. ELIZABETH	L 40-73
12/4	at Upsala	L 47-57
12/10	at FDU-Madison	L 21-86
12/12	at St. Thomas Aquinas	L 24-76
12/13	vs. Old Westbury	L 36-71
12/18	OLD WESTBURY	L 51-64
1/7	at William Paterson	L 24-73
1/30	at Bloomfield	L 48-66
1/27	at Old Westbury	L 23-75
	at Georgian Court	L 18-81
2/3	RUTGERS-NEWARK	L 36-103
2/9	DOMINICAN (NY)	L 47-76
2/11	at St. Elizabeth	L 45-71

WIAC (0-3)

Coach: John Speiss

1987-88 (2-11)

	Greensboro	L 33-62
	St. Elizabeth	L 32-53
	Bloomfield	L 29-85
	FDU-Madison	L 31-70
	Vassar	L 52-54
	Upsala	L 56-79
	Nazareth	L 43-103
	Notre Dame College	L 36-52
1/30	at Caldwell	L 70-81
	Drew	L 34-53
2/10	NY MARITIME	W 47-31
	Bloomfield	L 37-85
	VASSAR	W 62-59

Coach: Dave DeNure

1988-89

No Team

1989-90 (0-12)

1/8	at FDU-Madison	
1/13	FDU-MADISON	
1/20	at Mt. St. Vincent	
1/23	at MT. ST. MARY (NY)	
1/27	ST. ELIZABETH	
1/29	at Bloomfield	
2/5	at Caldwell	
2/7	at Drew	
2/8	BLOOMFIELD	
2/16	at Mt. St. Mary (NY)	
2/17	at Upsala	
2/20	at St. Elizabeth	

Coach: Bill Avant

1990-91 (3-17)

	Yeshiva	W 40-23
	Mt. St. Vincent	L 24-68
	St. Elizabeth	L 25-68
	Drew	L 17-55
	Caldwell	L 20-77
	Centenary (NJ)	L 33-66



FDU-Madison	L 30-64
Mt. St. Mary (NY)	L 22-65
Upsala	L 24-70
Hunter	L 27-77
Caldwell	L 21-74
NY Maritime	W 39-24
St. Elizabeth	L 20-67
Mt. St. Mary (NY)	L 28-76
NY Maritime	L 61-69
FDU-Madison	L 38-71
Upsala	L 43-90
Yeshiva	W 54-32
Centenary	L 40-60

Coach: Brenda Zabriskie

1991-92 (8-14)

11/22	vs. Medgar Evers	W 39-37
11/23	vs. Mt. St. Vincent	L 39-64
11/26	MT. ST. VINCENT	L 27-38
12/5	ST. ELIZABETH*	L 52-86
12/9	at FDU-Madison*	L 35-83
12/11	YESHIVA	W 63-24
12/12	HUNTER	L 53-76
1/13	MT. ST. MARY (NY)*	L 54-79
1/22	N.Y. MARITIME	W 80-18
1/24	at St. Elizabeth*	L 59-71
1/30	NEW ROCHELLE	W 71-40
1/31	YORK (NY)	W 62-51
2/3	UPSALA*	L 62-95
2/4	FDU-MADISON*	L 38-72
2/10	at York (NY)	W 67-58
2/13	at Upsala*	L 54-84
2/15	CENTENARY	L 64-66
2/17	at Yeshiva	W 69-35
2/19	Centenary (NJ) *	L 55-81
2/22	at Drew	L 50-66
	at NY Maritime	W 53-25
2/26	at Mt. St. Mary (NY) *	L 35-64

* WIAC (0-8)

Coach: Brenda Zabriskie

1992-93 (8-14)

11/21	YORK (NY)	W 52-50
11/24	at Upsala*	L 49-81
11/30	OLD WESTBURY	L 56-65

12/3	ST. ELIZABETH*	L 43-53
12/5	DREW	L 59-67
12/7	FDU-MADISON*	L 46-71
12/8	at New Rochelle	W 79-37
1/11	CCNY	W 62-43
1/13	at York (NY)	L 37-39
1/16	MT. ST. VINCENT**	W 71-45
1/18	at Centenary (NJ) *	L 52-74
1/22	at St. Elizabeth*	L ot 57-64
1/23	at Mt. St. Mary (NY)*	L 41-67
1/26	at Stevens Tech**	W 57-28
1/30	at NY Maritime**	W 64-16
2/1	UPSALA*	L 57-62
2/2	at FDU-Madison*	L 45-77
2/9	STEVENS TECH**	W 71-25
2/6	at Mt. St. Vincent**	L 37-39
2/15	at Yeshiva**	W 62-17
2/17	CENTENARY*	L 38-65
2/23	MT. ST. MARY (NY) *	L 47-63

* WIAC (0-10)

** IAC (5-1)

Coach: Brenda Zabriskie

1993-94 (13-8)

11/23	UPSALA*	L 51-93
11/29	DREW	W 63-62
12/1	at St. Elizabeth*	L 53-59
12/4	at Mt. St. Mary (NY)*	L 58-76
12/6	at FDU-Madison*	L 48-60
12/10	vs. Medgar Evers	W 68-48
12/11	vs. Baruch	W 62-54
1/10	at CCNY	W 53-52
1/15	MT. ST. VINCENT	W 58-56
1/22	at Staten Island	W 67-55
1/25	BARUCH	W 57-53
1/27	FDU-MADISON*	L 57-68
1/29	ST. ELIZABETH*	W 65-56
2/7	CENTENARY (NJ)*	W 84-59
2/14	at Upsala*	L 53-71
2/16	at Medgar Evers	L 73-86
2/19	NY MARITIME	W 40-12
2/22	at Manhattanville	L 45-48
2/25	NY MARITIME+	W 67-12
2/26	MT. ST. VINCENT+	W 60-49
2/28	at Centenary (NJ)*	W 61-36

* WIAC (3-6)

+ IAC Tournament

Coach: Brenda Zabriskie-DeNure

1994-95 (12-11)

11/22	at Drew	W 59-58
11/30	ST. ELIZABETH*	L 48-53
12/7	STATEN ISLAND	L 68-72
1/5	at Warner Southern	L 48-65
1/6	vs. Bethel	L 55-77
1/7	vs. Houten	L 39-58
1/9	CCNY	W 68-66
1/11	at York (NY)	L 33-34
1/14	at Mt. St. Vincent*	L 52-53
1/16	at Centenary (NJ) *	W 69-57
1/18	at St. Elizabeth*	L ot 69-73
1/21	BARUCH	W 54-45
1/24	ST. JOSEPH'S (NY)	W 74-29
1/26	FDU-MADISON*	L 40-69
1/28	OLD WESTBURY	W 68-37
2/2	at Richard Stockton	L 46-65
2/6	CENTENARY (NJ) *	W 62-59

2/8	MT. ST. MARY (NY) *	L 57-75
2/10	at Lehman	W 89-42
2/15	MEDGAR EVERS	W 76-63
2/20	MANHATTANVILLE	W 70-50
2/23	vs. Yeshiva +	W 77-26
2/26	vs. Mt. St. Vincent+	W 53-46

* WIAC (2-5)

+ IAC Tournament

Coach: Brenda Zabriskie-DeNure

1995-96 (16-5)

11/21	DREW	L 62-71
11/29	at St. Elizabeth	W 63-36
12/2	vs CCNY	W 57-55
12/3	at Manhattanville	L 55-61
12/5	MT. ST. VINCENT	W 82-48
12/7	at Staten Island	W 52-45
1/6	STOCKTON	L 50-57
1/10	at York (NY)	W 80-37
1/13	at Mt. St. Vincent	W 70-52
1/15	at Centenary (NJ)	W 73-66
1/25	at FDU-Madison	L 43-49
1/30	ST. ELIZABETH	W 59-42
2/5	CENTENARY (NJ)	W 76-72
2/7	at Mt. St. Mary (NY)	L 41-59
2/9	HUNTER	W 62-42
2/12	at Baruch	W 91-37
2/14	NY MARITIME	W 88-15
2/18	at Bard	W 74-35
2/19	ST. JOSEPH'S (NY)	W 73-24
2/24	YESHIVA	W 92-12
2/25	MT. ST. VINCENT	W 60-43

* WIAC (4-1)

Coach: Maureen O'Neil

1996-97 (7-15)

11/22	at Rutgers-Newark	L 33-74
11/23	vs. Manhattanville	L 36-68
12/2	GEORGIAN COURT	L 21-74
12/4	at Mt. St. Vincent	W 60-50
12/5	at Montclair State	L 38-85
12/7	vs. John Jay	W 53-49
12/11	ST. JOSEPH'S (NY)*	W 75-53
1/7	at Richard Stockton	L 42-84
1/13	at Centenary (NJ) *	L 56-75
1/15	at York (NY)	W 58-34
1/21	QUEENS (NY)	L 46-70
1/23	MT. ST. VINCENT	L 43-65
1/27	ST. JOSEPH'S (Bkln)*	W 73-55
1/30	FDU-MADISON	L 47-64
2/1	at Caldwell	L
2/3	at CENTENARY (NJ) *	L 51-82
2/5	ST. ELIZABETH	W 52-42
2/7	STATEN ISLAND	L 51-62
2/13	BARD	W 58-46
2/17	ST. JOSEPH'S (NY)*	L 52-53
2/20	at St. Elizabeth*	L 39-65
2/22	at Mt. St. Mary (NY)	L 44-81

* WIAC (3-4)

Coach: Bill McColl

1997-98 (5-21)

First year Division II

11/15	at St. Rose*	L 27-122
11/17	CALDWELL	L 60-77
11/23	at Bridgeport	L 44-81

BASKETBALL 2011-12



YEAR-BY-YEAR SCORES

11/28	vs. Bloomfield	W 59-53	12/11	at Queens (NY)*	W 72-59	12/15	GEORGIAN COURT*	W 64-51	1/28	at Nyack*	W 69-61
11/29	at Molloy*	L 54-63	12/19	ST. ROSE*	L 51-87	12/22	USP*	W 64-51	2/1	CALDWELL*	W 53-51
12/3	DOWLING*	L 65-76	1/5	MOLLOY*	L 61-68	1/3	TEIKYO POST*	W 79-49	2/5	at Teikyo Post*	L 59-65
12/6	at Mercy*	L 67-76	1/8	at Mercy*	L 46-77	1/5	at Holy Family*	L 44-65	2/8	HOLY FAMILY*	L 50-61
12/8	at Concordia (NY)*	L 65-77	1/12	DOWLING*	W 57-49	1/8	at Bloomfield*	L 62-75	2/11	at USP*	L 55-58
12/10	at Adelphi*	L 52-76	1/15	at C.W. Post*	L 64-75	1/10	at Dominican (NY)*	W 72-65	2/15	BLOOMFIELD*	W 59-56
12/13	SOUTHAMPTON*	L 56-87	1/17	CONCORDIA (NY)*	W 85-59	1/15	FELICIAN*	W 76-73	2/19	GEORGIAN COURT*	W 77-54
1/5	at Dist. Of Columbia	L 50-59	1/19	at Adelphi*	L 56-78	1/19	at Goldey-Beacom*	W 63-42	2/22	WILMINGTON (DE)*	W 72-50
1/7	CW POST*	L 47-70	1/22	NEW YORK TECH*	W 77-51	1/23	at Nyack*	W 91-84	2/26	at Caldwell+	L 63-64
1/10	at Dowling*	L 57-88	1/26	at Philadelphia*	L 52-81	1/26	CALDWELL*	W ot 74-70	* Central Atlantic Collegiate Conference (15-7, 4th/12)		
1/14	QUEENS (NY)*	W 50-48	1/29	QUEENS (NY)*	W 64-54	2/2	HOLY FAMILY*	L 53-71	+ CACC Tournament		
1/17	PHILA. TEXTILE*	L 64-93	2/2	SOUTHAMPTON*	L 58-80	2/5	at Teikyo Post*	W 88-58	Coach: Kim Bowen		
1/19	at C.W. Post*	L 45-63	2/5	at Molloy*	W 72-70	2/7	at Georgian Court*	W 76-53			
1/21	at Molloy*	L 38-61	2/9	MERCY*	L 52-64	2/9	GOLDEY-BEACOM*	W 76-45			
1/24	MERCY*	L 59-67	2/12	at Dowling*	W 72-52	2/12	at USP*	L 60-79	2003-04 (12-16)		
1/28	at Queens (NY)*	W 66-57	2/16	C.W. POST*	W 64-51	2/14	BLOOMFIELD*	L 62-67	11/21	at Assumption	L 43-66
1/31	MOLLOY	L 53-66	2/18	ST. AUGUSTINE	L 56-58	2/16	WILMINGTON (DE)*	W 83-54	11/22	vs. Stonehill	L 56-73
2/4	at Phila. Textile*	L 54-83	2/20	at Concordia (NY)*	W 72-65	2/18	at Kutztown	L 59-69	11/25	at Nyack*	W 79-61
2/7	CONCORDIA (NY)*	W 70-65	2/23	at Southampton*	L 53-79	2/23	NEW HAVEN	L 53-72	12/3	WILMINGTON (DE)*	W 62-50
2/11	at Southampton*	L 52-79	2/26	at St. Rose*	L 42-94	* Central Atlantic Collegiate Conference (14-8, 4th/12)			12/9	at Felician*	L 52-56
2/14	DIST. OF COLUMBIA	W 62-51	2/29	at Philadelphia+	L 65-80	Coach: Sharon Manning Beverly			12/12	at American Intnat'l	L 52-86
2/18	ADELPHI*	L 48-59	* New York Collegiate Athletic Conference						12/13	vs. So. Connecticut	L 33-67
2/21	ST. ROSE*	L 30-63	(10-12)						12/20	GEORGIAN COURT*	W 68-49
* New York Collegiate Athletic Conference (3-17)				+ NYCAC Tournament		2002-03 (16-12)			12/30	at Kutztown	W 67-59
Coach: Kim Barnes Arico				Coach: Sharon Manning Beverly		11/22	vs. Stonehill	L 64-80	1/5	CALDWELL*	L 68-71

1998-99 (11-16)

11/27	at Dist. of Columbia	L 75-87
11/28	vs. Elizabeth City	L 55-80
12/2	ADELPHI*	L 65-69
12/5	MOLLOY*	W 62-56
12/9	at Phila. Textile*	L 49-86
12/12	ST. ROSE*	L 64-98
1/2	DOWLING*	L 62-75
1/4	CONCORDIA (NY)*	L 56-66
1/6	at Southampton*	L 48-72
1/9	at New York Tech*	W 55-42
1/13	QUEENS (NY)*	W 68-44
1/16	at Mercy*	W 54-47
1/18	CW POST*	W 3ot 62-59
1/20	at Adelphi*	L ot 56-58
1/23	at St. Augustine	L 43-74
1/25	at Molloy*	W 65-57
1/27	PHILA. TEXTILE*	L 45-71
1/30	at St. Rose*	L 40-81
2/1	DOWLING*	W 65-61
2/3	at Concordia (NY)*	W 61-50
2/6	SOUTHAMPTON*	L 52-63
2/7	DIST. OF COLUMBIA	L 55-57
2/10	NEW YORK TECH*	W 75-32
2/13	at Queens (NY)*	W 53-49
2/17	MERCY*	W 54-41
2/20	at C.W. Post*	L 51-59
2/23	at Southampton+	L 51-74

* New York Collegiate Athletic Conference (9-12)
+ NYCAC Tournament

Coach: Kim Barnes Arico

1999-2000 (11-16)

11/20	at College of New Jersey	L 53-77
11/21	vs. Lehman	W 74-56
11/23	ST. PAUL'S	L ot 62-66
12/1	ADELPHI*	L 58-75
12/4	at New York Tech*	W 74-61
12/8	PHILADELPHIA*	L 69-78

2000-01 (4-23)

11/21	DOMINICAN (NY)*	L 44-67
11/27	KUTZTOWN	L 63-85
11/29	at Goldey-Beacom*	W 73-52
12/2	at USP*	L 46-61
12/4	SOUTHAMPTON	L 51-74
12/6	at Nyack*	L 49-67
12/9	at Wilmington (DE)*	L 52-74
12/15	HOLY FAMILY*	L 30-72
12/19	BLOOMFIELD*	L 48-65
1/2	at Eckerd	L 52-84
1/3	at St. Leo	L 49-80
1/9	GEORGIAN COURT*	L 53-65
1/11	at Teikyo Post*	L 67-78
1/13	at Felician*	L 54-74
1/17	at Dominican (NY)*	L 42-79
1/20	at Bloomfield*	L 58-62
1/27	USP*	L 56-79
1/30	CALDWELL*	L 56-78
2/1	at Georgian Court*	L 66-68
2/3	GOLDEY-BEACOM*	W 57-56
2/6	TEIKYO POST*	W 62-60
2/7	NYACK*	L 68-83
2/10	FELICIAN*	L 58-73
2/12	at Caldwell*	L 52-72
2/14	WILMINGTON (DE)*	W 62-47
2/17	at Holy Family*	L 55-72
2/21	at New Haven	L 63-90

* Central Atlantic Collegiate Conference (4-18)

Coach: Sharon Manning Beverly

2001-02 (15-12)

11/17	vs. Lynn	L 53-59
11/18	vs. Mercy	W 73-68
11/20	at Southampton	L 60-95
11/27	NYACK*	W 77-63
12/1	at Wilmington (DE)*	W 71-43
12/5	DOMINICAN (NY)*	L 65-78
12/8	at Felician*	L 69-77
12/10	at Caldwell*	L 60-80

2002-03 (16-12)

11/22	vs. Stonehill	L 64-80
11/23	vs. La Roche	W 85-52
11/26	NYACK*	W 63-56
12/1	KUTZTOWN	L 67-70
12/4	at Wilmington (DE)*	W 64-39
12/7	at Dominican (NY)*	W 77-69
12/10	at Goldey-Beacom*	W 67-35
12/14	at Felician*	W 76-67
12/21	at Georgian Court*	L 51-67
12/30	at Eckerd	L 56-66
1/2	at St. Leo	L 40-96
1/5	USP*	W 81-51
1/7	at Caldwell*	L 57-68
1/9	TEIKYO POST*	W 74-38
1/14	at Bloomfield*	L 64-65
1/16	DOMINICAN (NY)*	W 60-56
1/18	at Holy Family*	L 69-79
1/21	FELICIAN*	W 82-77
1/25	GOLDEY-BEACOM*	W 73-60

2003-04 (12-16)

11/21	at Assumption	L 43-66
11/22	vs. Stonehill	L 56-73
11/25	at Nyack*	W 79-61
12/3	WILMINGTON (DE)*	W 62-50
12/9	at Felician*	L 52-56
12/12	at American Intnat'l	L 52-86
12/13	vs. So. Connecticut	L 33-67
12/20	GEORGIAN COURT*	W 68-49
12/30	at Kutztown	W 67-59
1/5	CALDWELL*	L 68-71
1/8	TEIKYO POST*	L 56-68
1/13	BLOOMFIELD*	W 73-64
1/15	at Dominican (NY)*	L 58-73
1/17	at Holy Family*	L 58-93
1/24	at Goldey-Beacom*	W 67-60
1/27	NYACK*	W 68-52
1/29	at USP*	L 61-65
1/31	at Caldwell*	W ot 91-89
2/2	DOMINICAN (NY)*	L 61-67
2/4	at Teikyo Post*	W 2 ot 97-94
2/7	HOLY FAMILY*	L 52-84
2/10	USP*	L 71-74
2/14	at Bloomfield*	L 73-75
2/18	at Georgian Court*	L 75-76
2/21	at Wilmington (DE)*	W 54-45
2/24	FELICIAN*	W 78-40
2/26	GOLDEY-BEACOM*	W 68-43
3/2	at USP+	L 52-92

* Central Atlantic Collegiate Conference (11-11, T-6th/12)

+ CACC Tournament

Coach: Kim Bowen Lusk

2004-05 (18-12)

11/15	ASSUMPTION	L 48-54
11/19	vs. East Stroudsburg^	W 66-55
11/20	at Kutztown^	L ot 68-69
11/30	at Felician*	W 65-55
12/2	GOLDEY-BEACOM*	W 98-72
12/4	HOLY FAMILY*	L 53-73
12/7	at Post (CT)*	W 62-49
12/11	at USP*	L 55-70
12/29	at Bryant#	L 59-70
12/30	vs. American Intnat'l	L 58-77
1/5	WILMINGTON (DE)*	L 72-74
1/11	at Caldwell*	W 70-52
1/15	at Bloomfield*	L 68-84
1/18	DOMINICAN (NY)*	W 47-35
1/20	at Nyack*	W 73-46
1/25	FELICIAN*	W 62-56
1/27	at Goldey-Beacom*	W 83-54





BASKETBALL 2011-12

YEAR-BY-YEAR SCORES

1/29	at Holy Family *	L 59-77
2/1	POST (CT)*	W 77-49
2/5	USP*	W 61-44
2/8	GEORGIAN COURT*	W 71-63
2/12	at Wilmington (DE)*	L 69-78
2/15	CALDWELL*	W 77-56
2/19	BLOOMFIELD*	W 73-55
2/22	at Dominican (NY)*	W 68-64
2/25	NYACK*	W 73-40
2/26	at Georgian Court*	W 82-52
3/2	DOMINICAN (NY) \$	W 67-45
3/4	vs. Holy Family \$	L 73-84
3/11	at Philadelphia U.!	L 56-63

* Central Atlantic Collegiate Conference (16-6.

4th/12)

^Kutztown University Classic

#Comfort Suites Holiday Classic

\$CACC Tournament

!ECAC Tournament at Philadelphia (1st postseason appearance in program history)

Coach: Kim Bowen Lusk

2005-06 (17-10)

11/22	KUTZTOWN	W 49-40
11/29	CALDWELL*	W 61-57
12/1	HOLY FAMILY*	L 46-58
12/3	at Goldey-Beacom*	W 76-69
12/6	at Bloomfield*	L 59-67
12/10	NYACK*	W 66-35
12/12	at Georgian Court*	W 74-57
12/28	vs. Nebraska-Kearney^	L 50-76
12/29	vs. Virginia-Wise^	W 79-63
1/7	at USP*	L 53-55
1/10	WILMINGTON (DE) *	W 70-46
1/12	FELICIAN*	W 51-33
1/19	at Post (CT)*	W 79-66
1/21	DOMINICAN (NY)*	L 60-65
1/24	at Wilmington (DE)*	W 55-53
1/26	BLOOMFIELD*	L 60-67
1/28	GOLDEY-BEACOM*	W 68-55
1/31	at Nyack*	W 64-49
2/2	USP*	L 56-59
2/4	at Felician*	W 71-66
2/7	at Dominican (NY)*	W 77-72
2/11	PHILADELPHIA*	L 61-72
2/14	at Holy Family*	L 56-68
2/18	at Caldwell*	L 45-52
2/21	GEORGIAN COURT*	W 76-58
2/25	POST (CT) *	W 76-52

*CACC (15-9, 6th/13)

^South Padre Island Shootout

Coach: Kim Bowen Lusk

2006-07 (4-24)

First year Division I

11/13	MORGAN STATE	L 55-63
11/17	vs. North Florida ^	L 46-52
11/18	vs. Norfolk State ^	W 91-70
11/21	WILMINGTON (DE)	W 86-54
11/26	at UMBC	L 51-78
11/28	SAINT PETER'S	L 61-67
12/2	at Winston-Salem State	L 41-72
12/6	at Princeton	L 51-75
12/9	LEHIGH	L 44-70
12/12	at Fairleigh Dickinson	L 69-78
12/22	ST. FRANCIS (NY)	L 36-59

12/28	at Lafayette	W 70-59
1/4	at Cornell	L 42-65
1/6	at Long Island	L 51-60
1/11	at Texas A&M Kingsville	L 57-66
1/13	at Texas-Pan American	L 44-55
1/18	at Wagner	L 41-61
1/23	MONMOUTH	L 54-58
1/27	IPFW	L 70-81
2/1	UTAH VALLEY STATE	L 48-79
2/3	TEXAS-PAN AMER.	L 57-70
2/8	at South Dakota State	L 30-96
2/10	at North Dakota State	L 49-81
2/17	LONGWOOD	W 50-38
2/20	at IPFW	L 43-58
2/24	at Utah Valley State	L 40-71
3/1	NO. DAKOTA STATE	L 54-73
3/3	SO. DAKOTA STATE	L 47-72

^ Longwood Tournament

Coach: Kim Bowen Lusk

2007-08 (10-19)

11/11	at St. Francis (NY)	L 54-58
11/14	at Saint Peter's	L 52-68
11/28	UMBC	W 58-44
12/1	LAFAYETTE	L 53-61
12/5	PRINCETON	L 45-56
12/8	at Lehigh	L 58-73
12/12	LONG ISLAND	L 63-67
12/21	WAGNER	W 55-54
12/28	at Saint Joseph's (PA) +	L 59-68
12/29	vs. Davidson +	L 48-55
1/3	COLUMBIA	L 48-65
1/8	at Texas-Pan American	W 67-61
1/11	vs. Cal State-Bakersfield	W 76-61
1/15	CORNELL	L 60-75
1/19	LONGWOOD	L 55-62
1/24	at Monmouth	L 62-79
1/26	CHICAGO STATE	W 66-57
1/28	TEXAS-PAN AMER.	W 65-56
2/7	at Utah Valley	L 69-78
2/9	at Chicago State	L 60-80
2/14	MORGAN STATE	L 45-59
2/16	UTAH VALLEY	W 82-72
2/25	at Savannah State	L 58-65
3/2	at Longwood	L 49-60
3/6	vs. Florida Gulf Coast^	L 63-75
3/7	at Texas-Pan American^	W 59-49
3/8	vs. Utah Valley^	W 77-72

+ Saint Joseph's (PA) Hilton Philadelphia Hawk Classic

^ National Division I Independent Tournament

Coach: Margaret McKeon

2008-09 (8-21)

11/14	AMERICAN	L 63-70
11/18	at Wagner	L 73-82
11/25	at Fordham	L 45-57
11/28	vs. West Virginia +	L 42-76
11/29	at Maine +	W 68-60
12/5	at Lafayette	L 49-70
12/9	at Albany (NY)	W 58-47
12/18	LEHIGH	L 54-65
12/29	vs. Hofstra #	L 54-65
12/30	vs. William & Mary #	L 46-58
1/4	at Longwood	L 80-84
1/7	at UMass	L 50-63

1/9	at Yale	L 66-74
1/11	at Savannah State	W 65-56
1/15	at Fairleigh Dickinson	W 79-69
1/17	at Chicago State	L 60-71
1/21	at Boston College	L 50-78
1/24	TEXAS-PAN AMER.	W 69-54
1/28	at Bryant	L 62-66
2/7	CHICAGO STATE	L 64-66
2/12	UTAH VALLEY	L 58-70
2/14	LONGWOOD	W 83-67
2/18	BRYANT	L 47-48
2/21	at Texas-Pan Amer.	L 56-68
2/24	SAVANNAH STATE	W 68-41
2/28	at Utah Valley	L 86-94
3/5	at Utah Valley^	L 66-75
3/6	vs. Savannah State^	L 56-64
3/7	vs. Texas-Pan Amer.^	W 49-45

+ Dead River Company Classic, hosted by Maine

Saint Peter's Holiday Classic, hosted by Saint Peter's

^ National Division I Independent Tournament

Coach: Margaret McKeon

2009-10 (11-18)

11/15	at Penn State	L 57-79
11/17	WAGNER	W 68-56
11/19	ALBANY	L 49-52
11/21	MAINE	W 63-50
11/24	at American	L 57-65
11/27	at Rhode Island	L 47-51
12/3	at Marquette	L 41-81
12/9	COLGATE	W 52-41
12/18	at Lehigh	L 38-64
12/20	UMASS	L 59-70
12/29	at Virginia Tech #	L 51-67
12/30	vs. Central Conn. State#	W 69-66
1/4	FAIRLEIGH DICKINSON	W 69-61
1/9	YALE	L 58-68
1/12	HARVARD	L 53-69
1/14	at Texas-Pan American*	L 54-62
1/16	at Houston Baptist*	W 83-70
1/23	CHICAGO STATE*	W 60-56
1/30	UTAH VALLEY*	W 79-69
2/6	at Savannah State	L 51-54
2/18	HOUSTON BAPTIST*	W 72-46
2/20	TEXAS-PAN AMER.*	W 70-66
2/23	at North Dakota*	L 44-69
2/25	SOUTH DAKOTA*	W 55-53
2/28	NORTH DAKOTA*	L 49-59
3/4	at Utah Valley*	L 61-70
3/6	at Chicago State*	L 51-69
3/7	at South Dakota*	L 48-59
3/11	vs. South Dakota^	L 49-57

*Great West Conference games (6-6, 1-4th/7)

^ Great West Conference Tournament

Hilton Garden Classic, hosted by Virginia Tech

Coach: Margaret McKeon

2010-11 (7-21)

11/14	NAVY	L 55-72
11/17	at Colgate	L 58-85
11/20	RHODE ISLAND	L 51-57
11/24	DELAWARE STATE	L 74-82
11/27	PENN	W 74-63
12/1	at Manhattan	L 48-62



12/7	at Wagner	L 55-71
12/9	LEHIGH	L 45-53
12/19	at Missouri	L 37-72
12/22	HOWARD	W 60-57
1/3	at Fairleigh Dickinson	L 41-59
1/6	at Brown	W 63-61
1/9	at Harvard	L 64-76
1/12	TEXAS-PAN AMERICAN*	W 68-60
1/15	HOUSTON BAPTIST*	W 82-55
1/20	at DePaul	L 43-90
1/22	at Chicago State*	L 42-83
1/29	at Utah Valley*	W 52-52
2/3	SAVANNAH STATE	W 59-49
2/10	NORTH DAKOTA*	L 51-67
2/12	SOUTH DAKOTA*	L 40-76
2/17	at Houston Baptist*	L 66-71
2/19	at Texas-Pan American*	L 53-72
2/24	at South Dakota*	L 28-72
2/26	at North Dakota*	L 37-58
3/3	UTAH VALLEY*	L 50-67
3/5	CHICAGO STATE*	L 43-66
3/9	vs. North Dakota ^	L 56-83

* Great West Conference games (3-9, 6th/7)

^ Great West Conference Tournament

Coach: Margaret McKeon

BASKETBALL 2011-12



ALL - TIME AWARDS

CONFERENCE CHAMPIONSHIPS

Independent Athletic Conference

1996 (Tournament)

ALL-CONFERENCE

Women's Intercollegiate Athletic Conference

1987-88	Dion McMillian, Sandy Worley (2nd)
1989-90	Tywana Garner (2nd)
1990-91	Liliana Alvarez
1991-92	Nevea Van Wright (hm)
1992-93	Nevea Van Wright
1993-94	Kristie Simpson Lauren Battista (2nd) Wendy Gruenewald (2nd)
1995-96	Nevea Van Wright Wendy Gruenewald Kristie Simpson (2nd)
1996-97	Tamika Fogg Tamara McNair (2nd)

New York Collegiate Athletic Conference

1997-98	Sharon Kukal (2nd)
1998-99	Sharon Kukal

Central Atlantic Collegiate Conference

2001-02	SchrKya Massey
2002-03	SchrKya Massey
2004-05	Kelly Crowe (2nd and All-Tournament)
	Selena Kershaw (3rd)
2005-06	Kelly Crowe (3rd) Selena Kershaw (3rd)

NCAA DIVISION I INDEPENDENT NEWCOMER OF THE YEAR

2007-08	Jessica Gerald
---------	----------------

ALL-NCAA DIVISION I INDEPENDENT

2007-08	Taiwo Oyelola (hm)
---------	--------------------

GREAT WEST CONFERENCE

2009-10	Jessica Gerald (1st) Taiwo Oyelola (hm)
2010-11	Jessica Gerald (2nd) Rayven Johnson (hm) Ivana Seric (hm)

NCAA DIVISION I INDEPENDENT ALL ACADEMIC

2006-07	Ali Baumlín Kelly Crowe Aine O'Dwyer
2007-08	Katie Piekelski Jill Dickinson Kathryn Wighton
2008-09	Maya Al-Shingieti Jill Dickinson Katie Piekelski Ivana Seric

GREAT WEST CONFERENCE ALL-ACADEMIC

2009-10	Jessica Gerald Katie Piekelski Ivana Seric
2010-11	Jessica Gerald Maria Sanchez Emily Schartner Ivana Seric

CONFERENCE ACADEMIC PLAYER OF THE YEAR

New York Collegiate Athletic Conference

1999-2000	Lauren Daley
-----------	--------------

ALL-JERSEY 9 ASSOCIATION

1992-93	Nevea Van Wright
1993-94	Wendy Gruenewald

ALL-NJCBCA

1995-96	Wendy Gruenewald
1997-98	Sharon Kukal
1998-99	Sharon Kukal

NJCBCA PLAYER OF THE YEAR

1998-99	Sharon Kukal
---------	--------------

ALL-MET WRITERS (Division II)

1998-99	Sharon Kukal
2002-03	SchrKya Massey (2nd)
2003-04	Kelly Crowe (2nd)
2004-05	Kelly Crowe (1st)
2005-06	Kelly Crowe (1st)

ALL-TIME TEAM MVPs

1986-87	
1987-88	Dion McMillian
1988-89	no team
1989-90	Tywana Garner
1990-91	Liliana Alvarez
1991-92	Nevea Van Wright
1992-93	Nevea Van Wright
1993-94	Nevea Van Wright
1994-95	Wendy Gruenewald
1995-96	Nevea Van Wright
1996-97	Tamika Fogg
1997-98	Sharon Kukal
1998-99	Sharon Kukal
1999-00	Lauren Daley
2000-01	Jackie O'Connor
2001-02	SchrKya Massey
2002-03	Nicole Ballou, SchrKya Massey
2003-04	Kelly Crowe
2004-05	Kelly Crowe
2005-06	Kelly Crowe, Selena Kershaw
2006-07	Jill Dickinson
2007-08	Jessica Gerald
2008-09	Jessica Gerald
2009-10	Jessica Gerald

ALL-TIME CAPTAINS

Tracey Malinowski, Dion McMillian
Dion McMillian
no team

Lauren Battista, Wendy Gruenewald

Sharon Kukal
Lauren Daley, Jackie O'Connor
Jackie O'Connor, Odelia Pyron
Nicole Ballou, Chevanese Samms
Nicole Ballou, SchrKya Massey
Kate Duncan, Lindsey Reggo
Kelly Crowe, Selena Kershaw
Kelly Crowe, Selena Kershaw
Kelly Crowe, Aine O'Dwyer
Katie Piekelski
Jackie McCaffrey
Game captains
Game captains

ATHLETICS FACILITIES

The New Jersey Institute of Technology teams play home games and practice in a combination of facilities on campus and off.

The on-campus facilities include Lubetkin Field at J. Malcolm Simon Stadium for outdoor sports and the Estelle and Zoom Fleisher Athletic Center for indoor sports. In addition, NJIT in 2011 opened is the Naimoli Family Athletic and Recreational Facility, a multi-purpose indoor facility on the site of the former outdoor tennis courts.

Off-campus venues include Bears and Eagles Riverfront Stadium, a professional minor league stadium that is the home of NJIT baseball; the Prudential Center, home of the NHL Devils and NBA Nets, which has hosted selected NJIT basketball games; and, Branch Brook Park in Newark and Van Cortlandt Park in the Bronx, home sites for NJIT cross country. All except for Van Cortlandt Park are less than two miles from the NJIT campus.



Lubetkin Field at J. Malcolm Simon Stadium

Lubetkin Field at J. Malcolm Simon Stadium

The men's and women's soccer teams play their home games and practice on campus at Lubetkin Field at J. Malcolm Simon Stadium, a first-class venue for college soccer.

The field on the west end of NJIT's University Heights campus is an all-weather facility, with 24/7 availability for competition or practice. Outfitted with SprinTurf artificial grass in the summer of 2004, Lubetkin Field at J. Malcolm Simon Stadium also includes lighting for night contests, bleacher seating for more than 1,000 spectators, a press box and scoreboard.

The fully-enclosed facility, with its entrance a few feet opposite the entrance of the indoor Estelle and Zoom Fleisher Athletic Center, can take its place alongside any college soccer facility in the Northeast.

The home of Highlanders soccer served as the host site for the first-ever Great West Conference women's soccer championship tournament in November 2009. Previously, NJIT hosted the three-day 2005 ECAC Division II women's soccer championship tournament.

In the fall of 2005, when the Northeast was hit with record rainfall, games went on

without a hitch at Lubetkin Field, thanks to the quality of the surface. Indeed, with the rain disrupting schedules around the region, some crucial Big East contests involving Seton Hall were moved to NJIT's home field. Those games, too, went off without a hitch.

Estelle and Zoom Fleisher Athletic Center

The NJIT men's and women's basketball teams and men's and women's volleyball teams play their home games in the Fleisher Athletic Center gymnasium, while the swimming team competes and practices in building's pool. The Fleisher Center also houses intercollegiate fencing, as well as all athletic department offices, varsity and general weight and fitness rooms, and the athletic training room.

In the summer of 2006, the gym underwent renovation to include installation of a new floor and baskets, new lighting, new sound system and new scoreboards, along with entirely new seating for approximately 1,500 spectators after the first phase of renovation. The back bay 'C gym' can be sectioned off from the main competition floor, making the facility useful for intramurals, physical education classes and campus recreation time, while being able to host multiple simultaneous events.

ATHLETICS FACILITIES

A six-lane swimming pool in Fleisher Athletic Center is home to the NJIT swimming team. Fencing has its own area on the second floor of the building.

In addition to all athletic department offices, the Fleisher Athletic Center also houses the sports medicine staff in the Athletic Training Room and the varsity weight room, supervised by the head strength and condition coach. The building's third floor is home to a fitness center, which is open for use by all students and staff.

The Naimoli Family Athletic and Recreation Facility

Opened in 2011, the facility is approximately 25,600 square feet. The Naimoli Family Center will be a multi-purpose space for athletics, community recreation, and gatherings involving large numbers of people.


Built on top of the old outdoor tennis courts adjoining the Fleisher Athletic Center, construction of this new building has been made possible, in part, by a generous gift from Vincent Naimoli '62, Chairman and CEO of Anchor Industries International and Chairman Emeritus/ Founder of the Tampa Bay Rays major league baseball team.

The facility houses courts for tennis and is available for other athletic and recreational activities, including practice for basketball and volleyball. It is heated and air conditioned, with flooring appropriate for the intended athletics and recreational activities.

Its indoor tennis courts offer vital year round practice and playing opportunities for NJIT's intercollegiate tennis teams, which have been consistently successful in the transition to Division I. In 2011, the women's tennis team became NJIT's first conference championship team in the Division I era.

Bears and Eagles Riverfront Stadium: Home of the NJIT Highlanders

Joe Torre, then the manager of the New York Yankees, visited New Jersey Institute of Technology on December 8, 2005 to herald a new partnership between NJIT's baseball team, the Highlanders, and the Newark Bears.



Bears and Eagles Riverfront Stadium

Torre, a friend of the Bears and of college baseball, was on hand as the Highlanders signed a 10-year contract to play their home games at Bears & Eagles Riverfront Stadium in Newark.

"I think this partnership is nothing but aces," Torre said during a press conference at NJIT. "It's a partnership between two class organizations that will make for nothing but a lot of fun for everyone."

For the previous two years, the Highlanders played their home games at the stadium. But the team's longer-term commitment to play at the stadium came as NJIT elevated its baseball program to Division I.

"NJIT is bringing Division I baseball to this great stadium," said NJIT President Robert A. Altenkirch, "which will generate the highest level of excitement. It's a great partnership that allows NJIT to play intercollegiate baseball in a great facility, maybe the best for college baseball in the country."

Bears and Eagles Riverfront Stadium, the \$30 million state-of-the-art home of the Newark Bears, officially opened to the public on July 16, 1999.

With a seating capacity of 6,200 Bears and Eagles Riverfront Stadium affords everyone in attendance an up-close view of the action. The ballpark also has 20 luxury suites, a picnic area, a party deck, a concert stage situated behind the outfield wall and a major league-caliber press box featuring two radio booths and two television booths.





The name, Bears and Eagles Riverfront Stadium, honors Newark's rich baseball history. The original Bears were a farm team for the New York Yankees up until 1949 and the Eagles were a very successful Negro League team that played in Newark until 1950.

Prudential Center

In October 2007, the Prudential Center ushered in a new era in sports and entertainment in Newark and the entire northern New Jersey area.

Prudential Center is the cornerstone in the revitalization and renaissance of downtown Newark. In addition to the arena, Newark will soon add scores of condominiums, restaurants, themed bars and mixed retail establishments. Prudential Center, one of the finest arenas in the country, is New Jersey's home for hockey, basketball, concerts and numerous other events.

A public/private partnership between the City of Newark and Devils Arena Entertainment made the \$375 million Prudential Center a reality that is changing the face of downtown Newark and making it a destination place for sports and live entertainment in the region.

"The Rock" is located about a mile from NJIT's University Heights campus and is known best as the home of the National Hockey League New Jersey Devils and now, the home of the National Basketball Association New Jersey Nets.

The arrival of the spectacular Prudential Center nearly coincided with NJIT's arrival as an NCAA Division I institution—the first in Newark and the newest in New Jersey in more than 20 years. The Rock opened one year after NJIT began Division I competition as part of its NCAA reclassification which is now complete.

In the arena's inaugural year, NJIT played host to six basketball games on four dates, including four men's basketball games and two women's games. Included was the first women's basketball game in the building's history, when the Highlanders entertained Cornell on January 15, 2008.

The Highlanders hosted additional basketball games in subsequent years and have played there each year of the building's existence. Further, NJIT's club ice hockey team plays all of its home games

in the full-size Devils practice rink facility (AmeriHealth Pavilion), which adjoins the main arena and has an 800-seat capacity. And one of the special events held in the main arena is NJIT's annual commencement.

Branch Brook Park and Van Cortlandt Park

A hallmark of the NJIT cross country program under veteran coach Al Alonso is its ability to host cross country competition that have made Highlander-sponsored races a popular destination for schools from throughout the New York/New Jersey area.

In 2009, NJIT hosted the Great West Conference championships at Van Cortlandt Park in the Bronx, and the course, which is home to some of the most prestigious events in the sport, is also the home venue for other annual NJIT-hosted races. Branch Brook Park, which is a public park of Essex County, reaches into several towns, including Newark, with the park entrance less than a mile from the NJIT campus.

ABOUT NEWARK



Newark: The Renaissance City

NJIT is located in the heart of New Jersey's largest city, Newark, with a population of over 300,000, making it the 65th-largest city in the United States. A major urban center, Newark is a city on the move.

Attractions in Newark include:

- **The Prudential Center, a major indoor entertainment and sports venue housing New Jersey Devils hockey, New Jersey Nets basketball, major concerts and other premier events**
- **New Jersey Performing Arts Center**
- **The Newark Museum**
- **The Newark Public Library**
- **Symphony Hall**
- **Branch Brook Park**
- **Art galleries, restaurants, shopping**
- **The Ironbound neighborhood, renowned for its dining and vibrant nightlife**
- **An urban architectural laboratory**
- **Professional minor league baseball (Newark Bears)**

Newark: New Jersey's College Town

Some 30,000 undergraduate, graduate, and professional students attend classes in the University Heights section, which is home to NJIT, Rutgers-Newark, the University of Medicine and Dentistry of New Jersey (UMDNJ), and Essex County College.

Adjacent to NJIT to the east, is the Newark campus of Rutgers University and the two schools enjoy an exceptionally close and productive relationship. NJIT and Rutgers students have library privileges at both campuses. NJIT students may also enrich their educational experience by enrolling in Rutgers-Newark courses and in full degree programs in disciplines not offered by NJIT, such as art, music, geology, and psychology.

Each year, the two universities co-sponsor a common season of theatrical productions, as well as 'World Week', a joint program of honors colloquia, and a variety of other cultural and social activities.

NJIT also enjoys a cooperative relationship with its neighbor to the west in the University Heights area, UMDNJ, with several joint degree programs.

New Jersey/New York Metropolitan Region

NJIT and Newark are a part of a region that is a magnet not only to the rest of the United States, but also to the world.



In Newark and neighboring northern New Jersey alone, attractions such as the Prudential Center, New Jersey Performing Arts Center, Meadowlands Sports Complex, Red Bull Arena, Liberty Science Center, and numerous others are minutes away by car and in most cases accessible by public transportation. Literally dozens of shopping malls are within a 20-minute drive of Newark, as well.

Midtown Manhattan, with all that it and the rest of New York City offer, is less than 15 miles from the NJIT campus.

NJIT students have regular access to discount tickets for Broadway shows, museums, concerts, and sporting events.

The school also sponsors weekend trips throughout the northeastern United States, with activities such as skiing, boating, swimming, hiking, and more.

The spectacular Jersey shore is less than an hour away by car and winter sports are within a couple of hours drive to the west and north.



NJIT, with its campus in Newark, NJ, sits in a region that abounds with major professional sports unlike any other in the United States and perhaps in the world. There are nine teams in the major professional leagues (MLB, NFL, NBA, and NHL) located in New York City, northern New Jersey and Long Island.

Only one of nine major teams is more than 25 miles from Newark, but most, including the New Meadowlands Stadium (Giants and Jets NFL football), Madison Square Garden (NBA Knicks, NHL Rangers), are much closer.

The three closest professional sports venues (listed below) are within three miles of NJIT's campus and can be accessed in a matter of minutes at low cost by public transportation, beginning with Newark Light Rail, from campus.

Prudential Center

The home of the National Hockey League New Jersey Devils and the New Jersey Nets of the National Basketball Association is in downtown Newark at the corner of Mulberry and Edison streets, about one mile from the NJIT's University Heights campus.

Opened in October 2007, 'The Rock' is the centerpiece of the city's Downtown Core Redevelopment Project. In addition to NHL hockey and NBA basketball, it has hosted numerous entertainment and sporting events, including NJIT basketball.

NJIT played basketball in the Rock in the inaugural year and in each year since. Indeed, NJIT hosted the first women's basketball game ever played in the Prudential Center on January 15, 2008 (NJIT vs. Cornell).

The arena, with full-capacity seating for 18,500 spectators, features a 4,800 square-foot exterior LED screen, as well as the latest in ice-surface technology and a gourmet restaurant overlooking

the ice for Devils games. The building contains 850,000 square feet of space, 9,000 tons of steel, eight million pounds of structural steel and 25,000 cubic yards of concrete.

Red Bull Arena

Located in Harrison, NJ, just across the Passaic River from Newark and less than three miles from the NJIT campus, the new home of the New York Red Bulls (opened in March 2010) sets the standard for soccer venues across North America.

The state-of-the-art soccer-specific facility is a major component of a multi-billion dollar development.

Red Bull Arena has a number of key design elements which give its seating bowl a close-to-the-action feeling and the unique stadium roof design extends from its leading edge over the entire seating bowl and then curve down to the concourse.

The overall seating capacity for soccer is 25,000, including 30 luxury suites (20 lower level and 10 upper level) and 1,116





Red Bull Arena

club seats. Other amenities include three stadium clubs and two retail outlets.

Bears and Eagles Riverfront Stadium

Bears and Eagles Riverfront Stadium, the \$30 million state-of-the-art home of the professional baseball Newark Bears and since 2004 the home of NJIT Highlanders baseball, officially opened to the public on July 16, 1999. With a seating capacity of

6,200, “The Den” affords fans an up-close view of the action. The ballpark also has 20 luxury suites, a picnic area, a party deck, a concert stage situated behind the outfield wall and a major league-caliber press box.

In December 2005, NJIT and the Bears held a joint press conference to herald a new partnership that includes a 10-year deal that extends Bears and Eagles Riverfront Stadium as the home of NJIT Highlanders baseball.

Bears and Eagles Riverfront Stadium





BASKETBALL 2011-12

G R E A T W E S T C O N F E R E N C E



NJIT's first multi-sport conference affiliation at the Division I level, came when the Highlanders aligned with the Great West Conference, which began play as an expanded multi-sport conference in 2009-10.

Member schools are spread over seven states and four time zones, giving each school added exposure in new destinations. The conference, which began as a football-only league, took a giant leap in the collegiate athletic world with expansion to include a full range of sports and new members.

Joining the league in July 2008 were: Houston Baptist, NJIT, North Dakota, South Dakota, Texas-Pan American and Utah Valley. Chicago State accepted the league's invitation to join in October 2008. These seven schools joined football-only members Cal Poly, UC Davis and Southern Utah.

As the conference began planning for multi-team sport competition, several teams were added in women's soccer and baseball to help provide a more diverse and competitive field. Delaware State, Howard and South Carolina State joined as associate members in women's soccer and they formed the East Division, along with NJIT. Northern Colorado and New York Institute of Technology joined as associate members in baseball, while Seattle was added as an associate member in cross country and track and field.

NJIT, Texas-Pan American and Utah Valley had been playing each other in multiple sports, including home-and-home games in men's and women's basketball, since NJIT began Division I competition for the first time in 2006-07.

NJIT and Utah Valley completed their NCAA reclassification and became championship-eligible members of NCAA Division I in September. Houston Baptist became an active member of Division I effective in 2011-12 and North Dakota will be an active member of Division I in 2012-13. Texas-Pan American and Chicago State have been active Division I programs for many years.

South Dakota departed for another conference, bringing the Great West Conference membership to six beginning in 2011-12. The departure of USD resulted in the elimination of divisions for women's soccer, with the remaining seven teams (UTPA does not sponsor the sport) competing in a single round-robin format. NJIT will again host the conference championship tournament in 2011, having done so before in 2009.

The expanded conference is not an automatic NCAA Division I championship postseason qualifier, but it offers the benefit of conference championship competition, stable scheduling opportunities and individual recognition for student-athletes through weekly and season all-conference recognition.

The champion of the Great West Conference men's basketball postseason tournament (hosted in 2012 by Chicago State) receives an automatic bid into the CollegeInsider.com Tournament (CIT) a 16-team national postseason tournament that has crowned three annual champions in games televised nationally on Fox College Sports since 2009.

Governance of the GWC remains primarily with the member institutions. Each member institution is represented on the President's Council by its CEO. General operations and management of the Conference is conducted by the Joint Council, comprised of Directors of Athletics and Senior Woman Administrators.

NJIT's sports that compete in championships sponsored by the Great West Conference are: baseball, basketball (men's and women's); cross country (men's and women's); track and field (men's and women's; indoor and outdoor); women's tennis; and, women's volleyball. NJIT won its first team championship in the Great West when women's tennis brought home the trophy from Chicago in the spring of 2011.

Two NJIT sports that do not come under the Great West umbrella continue in their existing conferences—men's soccer in the Atlantic Soccer Conference and men's volleyball in the Eastern Intercollegiate Volleyball Association, which has an automatic NCAA postseason berth, claimed in 2008 by eventual national champion Penn State.

CONFERENCE ADMINISTRATIVE OFFICE

Ed Grom, Commissioner; Phone: (630) 428-4492; E-Mail: grom@gwconference.org

Mike Sharpe, Assistant Commissioner; Phone: (816) 210-4305; E-Mail: sharp@gwconference.org

Jacque Cottrell, Director of Media Relations (SWA); Phone: (713) 305-8614; E-Mail: cottrell@gwconference.org

Cliff Martin, Media Relations Assistant; Phone: (214) 770-6463; E-mail: martin@gwconference.org

The latest conference news and information is available on-line at <http://www.greatwestconference.org/>

BASKETBALL 2011-12



NJIT HALL OF FAME

Name	Grad. Year	Contribution	Sport (s)	Years Active	Year of Induction
BAKUN, Andrew I.	1982	Athlete/Asst. Coach	M-Soccer	1978-81/90-91	2005
BAKUN, Myron	1967	Athlete	M-Soccer	1964-66	1991
BARTH, Roland E.	1960	Athlete	M-Fencing	1957-59	2009
			M-Soccer	1956-59	
BAUDER, Fred "Coach"	--	Coach	M-Basketball	1932-61	1989
BLUM, Raymond E.	1950	Distinguished Alumnus	Speedskating/Cycling	--	1996
BORJA, Hernan "Chico"	1981	Athlete	M-Soccer	1977-80	1986
BORNAKO, Gregory "Egor"	1970	Athlete	M-Fencing	1966-70	1987
BOWSER, Hamilton V.	1952	Athlete	M-Fencing	1948-52	1989
BRADLEY, Thomas	1978	Athlete	M-Swimming	1974-78	1990
BROWN, Andrew D.	1963	Athlete	M-Soccer	1956-59	2006
CRIMMINS, David	1952	Athlete	M-Fencing	1948-52	2007
CRUZ, Edward	1963	Athlete	M-Soccer	1959-62	1995
DAWSON, Marilyn E.	1986	Athlete	WVB/WBKB/SB	1982-86	1991
DeNICOLA, Carmine P.	1978	Athlete	Baseball	1975-78	2005
DeNURE, Dave	--	Coach	M-Volleyball	1982-98	2009
			W-Volleyball	1986-90	
			W-Basketball	1987-88	
DeVITO, Louis	1960	Athlete	M-Soccer/M-Fencing	1956-60	1992
DIAS, Joe A.	1977	Athlete	M-Soccer	1973-76	1993
DRURY, Eugene M.	1963	Athlete	M-Tennis	1960-63	1988
ENG, Katherine	1993	Athlete	W-Volleyball	1989-92	2007
ETIENNE, Yves	1979	Athlete	M-Volleyball	1976-78	1990
FEHN, Gilbert F.	1940	Athlete	M-Basketball/M-Tennis	1936-40	1992
FITZGERALD, Joseph M.	--	Coach/Asst. Coach	M-Basketball	1961-66/52-61	1986
FLEISHER, Seymour "Zoom"	1951	Athlete	M-Basketball	1947-51	1992
GAGLIARDO, Salvatore A.	1985	Athlete	M-Basketball	1981-85	1995
GALLAGHER, Thomas G.	1985	Athlete	M-Basketball	1981-85	1991
GIOVANNOLI, Arnold L.	1953	Athlete	M-Basketball	1950-53	1993
GOLDRICK PITT, Elizabeth M.	1990	Athlete	WVB/SB/WBKB/WTen	1985-90	1995
GRAZIANO, Jean M.	1989	Athlete	Softball	1986-89	2009
GRUENEWALD, Wendy A.	1997	Athlete	WBKB/SB/WVB/WSoc	1992-96	2003
HAASE, Jay W.	1975	Athlete	M-Fencing	1971-75	1988
HAMMOND, Kenneth W.	1979	Athlete	M-Soccer	1974-77	2003
HANDWERKER, Andy	1963	Athlete	M-Soccer	1959-62	2002
HAUSSER, Paul C.	--	Administrator	--	1953-91	1990
		Coach	Fencing/Baseball	1954-88/53-72	
HUBEY, Ali	1972	Athlete	M-Soccer	1968-71	1990
HURTADO, Fabian	1975	Athlete	M-Soccer	1970-74	1987
IRIS, Herb	1951	Benefactor	--	--	2007
KAMINSKY, Nicholas J.	1978	Athlete	Baseball	1975-78	2006
KASBARIAN, Raymond P.	1966	Founder/Athlete	Judo	1962-66	1989
KETZNER, Robert Shelby	--	Coach	Rifle	1962-86	1987
KHOWAYLO, Alex	1969	Athlete	M-Soccer	1960-63	1996
LUBETKIN, Charles "Tudy"	1953	Athlete	M-Basketball/M-Track	1949-52	1994
LYNCH, Robert K.	1984	Athlete/Coach	M-Fencing	1977-80/86-91	1993
MacDONALD, Dan	1984	Athlete	Baseball	1981-84	1992
OLSEN, Richard J.	1969	Athlete	M-Basketball	1965-69	1988
OLSON, George R.	1977	Athlete	Baseball	1974-77	1987
PAULIUS, Raymond V.	1985	Athlete	M-Soccer	1980-83	2006
RODGERS, Tarik	1996	Athlete	M-Volleyball	1992-95	2010
ROGERS, Warren	1988	Athlete	M-Basketball	1983-87	1993
ROMULUS, Rudy	1991	Athlete	M-Volleyball	1988-91	1996
ROSS, Jonathan A.	1956	Athlete	M-Soccer	1953-55	2010
SARLO, Paul A.	1992	Athlete	Baseball	1989-91	2005
SCHMID, John "Gene"	--	Asst Coach/Coach	Baseball	1968-72/73-97	2002
SIMON, J. Malcolm	--	Coach	M-Soccer	1955-83	1994
		Director of Athletics	--	1983-94	
SKURLA, Peter J.	1941	Athlete	Bowling	1937-41	1992
SORIANO, Gregory	1975	Athlete	M-Fencing	1968-72	2010
SWANSON, Robert E.	--	Director of Athletics	--	1947-82	1986
TAETZSCH, Robert	1952	Athlete	M-Fencing	1948-52	2007
TAETZSCH, William	1952	Athlete	M-Fencing	1948-52	2007
TOSATO, Lawrence P.	1956	Athlete	M-Basketball/Baseball	1952-56	1987
TUBELLO, Jeffrey	1976	Athlete	Rifle	1972-76	1988
VAN WRIGHT, Nevea	1997	Athlete	W-Basketball	1991-96	2005
WALSH, John J.	1966	Athlete	MSoc/MBKB/Baseball	1962-66	1986
WASNIEWSKI, Frank	1980	Athlete	M-Tennis	1977-80	1990
WELGOS, Bob	1962	Athlete	M-Basketball/Bowling	1959-62	2005
WOROBEC, Myron S.	1966	Athlete	M-Soccer	1962-65	1994
YONEZUKA, Yoshishada	--	Founder/Coach	Judo	1962-?	1991
ZORN, Werner	1962	Athlete	M-Soccer	1958-61	1988

Teams

Men's Soccer	1960
Men's Basketball	1981-82
Baseball	1982

Accomplishments

NAIA co-National Champion
NJIT's first ECAC and IAC champion
NJIT's second ECAC and IAC champion

Year of Induction

1988
1990
1993

DIRECTIONS TO NJIT

FOR GPS USERS

The address for Lubetkin Field at J. Malcolm Simon Stadium, the Estelle and Zoom Fleisher Athletic Center, and the Naimoli Family Athletic and Recreational Facility is 80 Lock Street, Newark, NJ, 07102.

BY CAR

New Jersey Turnpike: Driving North from

South Jersey: Take NJ Turnpike to Exit 13A Newark Airport. After toll stay to left and follow signs to Rt. 1 & 9 North. You will merge onto Rt. 1 & 9 North. Airport will be on right. Follow signs for downtown Newark and Rt. 21 North (left lane exit ramp). Downtown Newark will be in front of you. NYC will be off to your right. Follow Rt. 21 North (McCarter Highway). Turn left on Raymond Blvd. Follow Raymond Blvd. past Warren Street traffic light and Fleisher Athletic Center, Naimoli Center, and Lubetkin Field at J. Malcolm Simon Stadium will be to your right (one soccer goal line runs along Warren Street and the soccer sideline parallels Lock Street).

New Jersey Turnpike: Driving South from

North Jersey: Take exit 15W to Route 280 West, then follow Route 280 West directions.

Route 280 West: After drawbridge, take Exit 15A (Rt. 21 South - McCarter Highway). Follow Rt. 21 South to Raymond Blvd. Turn right on Raymond Blvd. Follow Raymond Blvd. past Warren Street traffic light and Fleisher Athletic Center, Naimoli Center, and Lubetkin Field at J. Malcolm Simon Stadium will be to your right (one soccer goal line runs along Warren Street and the soccer sideline parallels Lock Street).

Route 280 East: Take Exit 15 (Rt. 21 South - McCarter Highway). Follow Rt. 21 South to Raymond Blvd. Turn right on Raymond Blvd. Follow Raymond Blvd. past Warren Street traffic light and Fleisher Athletic Center, Naimoli Center, and Lubetkin Field at J. Malcolm Simon Stadium will be to your right (one soccer goal line runs along Warren Street and the soccer sideline parallels Lock Street).

Garden State Parkway (North & South

bound): Take exit 145 to Route 280 East, then follow Route 280 East directions.

Route 1 & 9 North & South: Take exit marked Newark, Rt. 21 North (McCarter Highway). Follow Rt. 21 North (McCarter Highway). Turn left on Raymond Blvd. Follow Raymond Blvd. past Warren Street traffic light and Fleisher Athletic Center, Naimoli Center, and Lubetkin Field at J. Malcolm Simon Stadium will be to your right (one soccer goal line runs along Warren Street and the soccer sideline parallels Lock Street).

Route 78 East: Take Route 78 East to Rt. 21 North. Turn left on Raymond Blvd. Follow Raymond Blvd. past Warren Street traffic light and Fleisher Athletic Center, Naimoli Center, and Lubetkin Field at J. Malcolm Simon Stadium will be to your right (one soccer goal line runs along Warren Street and the soccer sideline parallels Lock Street).

Route 22 East: Take Route 22 East to Route 21 North. Turn left on Raymond Blvd. Follow Raymond Blvd. past Warren Street traffic light and Fleisher Athletic Center, Naimoli Center, and Lubetkin Field at J. Malcolm Simon Stadium will be to your right (one soccer goal line runs along Warren Street and the soccer sideline parallels Lock Street).



Route 21 North: Follow Rt. 21 North to Raymond Blvd. Turn left onto Raymond Blvd. Follow Raymond Blvd. past Warren Street traffic light and Fleisher Athletic Center, Naimoli Center, and Lubetkin Field at J. Malcolm Simon Stadium will be to your right (one soccer goal line runs along Warren Street and the soccer sideline parallels Lock Street).

Route 21 South: Follow Rt. 21 South (McCarter Highway) to Raymond Blvd. Turn Right on Raymond Blvd. Follow Raymond Blvd. past Warren Street traffic light and Fleisher Athletic Center, Naimoli Center, and Lubetkin Field at J. Malcolm Simon Stadium will be to your right (one soccer goal line runs along Warren Street and the soccer sideline parallels Lock Street).

New York Thruway: Thruway to Exit 14A, Garden State Parkway. Follow Garden State Parkway directions above.

George Washington Bridge: NJ Turnpike South to Exit 15W. Follow Route 280 West directions above.

Lincoln Tunnel: West on Rt. 3 to Rt. 21 South. Turn right onto Raymond Blvd. Follow Raymond Blvd. past Warren Street traffic light and Fleisher Athletic Center, Naimoli Center, and Lubetkin Field at J. Malcolm Simon Stadium will be to your right (one soccer goal line runs along Warren Street and the soccer sideline parallels Lock Street).

From Brooklyn, Queens and Long Island: Take Verrazano-Narrows Bridge (Interstate 278) and follow 278 across Staten Island. Cross Goethels Bridge. Follow signs to New Jersey Turnpike North then follow New Jersey Turnpike directions above.

PARKING

Bus/Van Parking: Visiting buses and vans may usually park on Lock Street adjacent to the athletic center. Please be careful not to block the parking space reserved for the doctor.

Visitor Parking: Visitor parking may be reserved in advance through your host. Otherwise, visitor parking at NJIT is available in the NJIT parking deck. Turn right onto Warren Street. Turn right onto Colden Street and proceed around the block to Summit Street. Parking Deck entrance is located to your right before the intersection with Warren Street.

Parking for on-campus athletic contests:

NJIT is offering free off-street parking for fans attending regular season home soccer matches, volleyball games and basketball games. The parking entrance, marked by a sign, is located across Warren Street from the soccer field.

OTHER TRANSPORTATION SYSTEMS

Newark Liberty International Airport: Minutes from the NJIT campus. A minibus (Newark Airlink) or taxi service connects the airport with Penn Station in Newark. Bus, Newark Light Rail, and taxi connections are available at the station.

Newark Penn Station: Located in downtown Newark, connections to the NJIT campus may be made by bus, Newark Light Rail, or taxi.

Morris & Essex Broad Street Station: A five-block walk to the NJIT campus via MLK Boulevard to Central Avenue. Taxi service is also available.

Newark Light Rail: From Penn Station in Newark, take the Warren Street stop for the NJIT campus. The Warren Street stop is on the sidewalk behind the press box for Lubetkin Field at J. Malcolm Simon Stadium.

OFFICIAL HOTEL OF THE HIGHLANDERS

SpringHill Suites Newark Liberty International Airport

652 Route 1 & 9 South, Newark, NJ
973/624-5300 (ask for Melanie Schellhas)
ASK FOR SPECIAL NJIT HIGHLANDERS RATE (discount code NJIS for kings, NJIT for doubles)

DOWNTOWN

Hilton Newark Gateway

Gateway Center, Raymond Boulevard & McCarter Highway
Newark, NJ, 973/622-5000

Robert Treat Hotel

50 Park Place, Newark, NJ, 973/622-1900

Hampton Inn & Suites Newark Riverwalk

100 Passaic Ave, Harrison, NJ, 973/483-1900

NEAR NEWARK LIBERTY INTERNATIONAL AIRPORT

Best Western Newark Airport West

101 International Way, Newark, NJ, 973/621-6200

Hilton Newark Airport

1170 Spring Street, Elizabeth, NJ, 908/351-3900

Holiday Inn Newark Liberty International Airport

160 Frontage Road, Newark, NJ, 973/589-1000



2011-12 HIGHLANDERS WOMEN'S BASKETBALL

Back Row (l-r): Assistant Coach Britney Hodges, Assistant Coach Marcell Harrison, Denisa Domiterova, Jelena Zoric, Nicole Maticka, Uju Nwankwo, Rayven Johnson, Assistant Coach LaKea Jones, Head Coach Margaret McKeon

Front Row (l-r): Melanie Griffin, Kimberly Dweck, Alyssa Albanese, Kim Tullis, Sarah Olson

2011-12 HIGHLANDERS BASKETBALL

NOVEMBER

Sun.	13	BROWN	2:00pm
Wed.	16	FAIRLEIGH DICKINSON	7:00pm
Sat.	19	WAGNER	2:00pm
Wed.	23	at Delaware State	5:30pm
Sun.	27	MANHATTAN	2:00pm

DECEMBER

Sat.	3	BUCKNELL	2:00pm
Wed.	7	at Lehigh	5:00pm
Sun.	11	RIDER	2:00pm
Sun.	18	COLGATE	2:00pm
Wed.	21	SAINT PETER'S	1:00pm
Fri.	23	at Minnesota	7:00pm (CT)
<i>Cyclone Challenge at Iowa State</i>			
Thu.	29	Buffalo	5:00pm (CT)
Fri.	30	TBD	TBD (CT)

JANUARY

Tue.	3	at Navy	7:00pm
Thu.	5	at Howard	7:00pm

JANUARY

Wed.	11	at Penn	7:00pm
Sat.	14	at Longwood	2:00pm
Thu.	19	at Houston Baptist *	7:00pm (CT)
Sat.	21	at Texas-Pan American *	6:00pm (CT)
Thu.	26	NORTH DAKOTA *	7:00pm
Sat.	28	UTAH VALLEY (Alumnae Day) *	2:00pm

FEBRUARY

Sat.	4	at Chicago State *	2:00pm (CT)
Thu.	9	at Utah Valley *	7:05pm (MT)
Sat.	11	at North Dakota *	7:00pm (CT)
Thu.	16	TEXAS-PAN AMERICAN *	6:00pm
Sat.	18	HOUSTON BAPTIST *	2:00pm
Sun.	26	LONGWOOD	2:00pm

MARCH

Sat.	3	CHICAGO STATE (Senior Day) *	2:00pm
Wed.-Sat.	7-10	GWC Tournament (at Chicago State) Chicago, IL	

Head Coach: Margaret McKeon (St. John's '91)

Assistant Coaches: Marcell Harrison (George Mason '94), LaKea Jones (Virginia Commonwealth '08), Britney Hodges (St. Francis PA '10)

* Great West Conference Game Bold/CAPS = Home matches at The Estelle and Zoom Fleisher Athletic Center, Newark, NJ