

Men's

BASKETBALL

2012-13



Chris Flores



Ryan Woods



PJ Miller



New Jersey Institute of Technology

njithighlanders.com



NJIT

THE
EDGE
IN

KNOWLEDGE



NJIT

2012-13 Men's Basketball Media Guide



TABLE OF CONTENTS

About NJIT	2-5
University Administration	6-7
Sports Medicine & Strength and Conditioning	8
Academic Support & Athletics Senior Staff	9
NJIT in Division I	10-11
Athletics Facilities	12-14
About Newark	15
Sports & Entertainment Around Newark	16-17
Head Coach Jim Engles	18-19
Assistant Coaches	20-23
Roster	24
2011-12 Statistics and Results	25-27
Career Records	28-29
Single Season Records	30
Single Game/Team Records/Postseason	31
Division I Career Records	32
Division I Season Records	33
Division I Firsts	34
Division I Superlatives	34-35
All-Time Records vs. Opponents	36-37
All-Time Roster	38-39
Year-by-Year	41-47
Hall of Fame	48
Great West Conference	49
Athletic Administration & Coaching Staff	50
Directions to NJIT	51

MEN'S BASKETBALL

Head Coach (alma mater, year): Jim Engles (Dickinson '90)
 Phone/Email: 973-596-5727/engles@njit.edu
 NJIT Career Record: 41-83 (4)
 Assistant Coaches: Mike Spisto, Brian Kennedy, Michael Brown
 Director of Basketball Operations: Matt Healing
 Captains: Game Captains
 2011-12 overall: 15-17 GWC record/finish: : 5-5/3rd
 Returning/lost (starters): 6/9 (3/2)

QUICK FACTS

Location: University Heights, Newark, NJ
 Founded: 1881
 Enrollment: 7,125 (undergraduate)
 NJIT website: www.njit.edu
 Nickname/Colors: Highlanders/Red and White (Blue accent)
 Home Court/Capacity: Estelle and Zoom Fleisher Athletic Center (1,500)
 Affiliations: NCAA Division I
 Conference: Great West Conference
 University President: Dr. Joel Bloom, EdD
 Director of Athletics: Lenny Kaplan
 Athletic Department Phone: 973-596-3636

WHY THE HIGHLANDERS?

The home of NJIT, University Heights, was formerly known as the Newark Highlands and NJIT's mailing address used to be High Street, until the thoroughfare was renamed in memory of Dr. Martin Luther King, Jr.

In 2006-07, NJIT athletics, in keeping with its move to NCAA Division I, unveiled a new graphic identity, which includes a new Highlanders logo (shown). Developed by CN Foundry for NJIT, the logo depicts the traditional Highlander, whose ferocity and bravery against all odds are the stuff of legend.

MEDIA RELATIONS

NJIT Athletics website: www.njithighlanders.com
 Assistant AD for Sports Information: Tim Camp
 Phone/Email: 973-596-8461/timothy.camp@njit.edu
 Assistant SID: Stephanie Pillari
 Phone/Email: 973-596-8324/pillari@njit.edu

MEDIA INFORMATION

This guide is designed to assist in coverage of NJIT men's basketball. For home matches, the NJIT sports information office will provide an official box score following each game. Coach Jim Engles and requested players will be available for interviews on the field following a 10-minute cooling off period. Radio broadcast requests should be made at least 10 business days prior to the contest. Requests for coach and player interviews on nongame days should be made through the NJIT sports information office (973-596-8461).

CREDITS

The 2012-13 NJIT Men's Basketball Media Guide is a production of the NJIT Sports Information Office in cooperation with the Office of Strategic Communications. Written and edited by Tim Camp and Stephanie Pillari. Cover and interior design by Karyn Olsen. NJIT photographs and information courtesy of Office of Strategic Communications. All interior team and action photography by Larry Levanti, except NJIT vs. Georgetown action by Mitchell Layton (page 10). Red Bull Arena photo (p. 17) courtesy of Getty Images/RBNY.

ON THE COVER:

Front cover: (left to right): Chris Flores, Ryan Woods, PJ Miller
 Inside back cover: 2012-13 team photo

NJIT is New Jersey's Science & Technology University. With roots going back to 1881, when it was founded as Newark Technical School, New Jersey Institute of Technology observed its 125th anniversary in 2006.

Located in University Heights, Newark, NJ, home to more than 30,000 college students, NJIT's campus is just 10 miles from New York City.

Playing a critical role in shaping New Jersey's future, NJIT, as a major public technological university, is an important pipeline for the flow of technology into society. The university's educational programs prepare students to be leaders in the technology-dependent economy of the 21st century. University researchers seek new knowledge to improve processes and products for industry. Through public and private partnerships and economic development efforts, the university helps to grow new business ventures that fuel the economy.

In recent years, NJIT has put more than \$83 million toward new and improved buildings and facilities on the 45-acre campus, including biomedical engineering labs and a campus center.


Instructional Programs

NJIT offers an ever-expanding array of educational programs, with eight new academic programs approved beginning in 2009-10, which comes after the addition of 14 new programs in 2008. As of 2009, NJIT lists 55 bachelor's degree majors, 53 master's degree programs and 19 doctoral programs — through six schools:

Newark College of Engineering
College of Architecture and Design
College of Science and Liberal Arts
School of Management
Albert Dorman Honors College
College of Computing Sciences

NJIT has 490 full-time faculty; more than 98 percent of whom hold the highest degree in their field. The student-faculty ratio is 16:1, with more than 7,125 undergraduate students and more than 2,825 graduate students. Our students hail from 33 states and more than 100 countries to rank eighth in the nation for diversity. Albert Dorman Honors College enrolls more than 500 students who take advantage of honors courses, research opportunities, advising and mentoring. Honors College students have SAT scores ranking in the top 10 percent nationally.

With more than 44,000 alumni, NJIT is rated by U.S. News and World Report as a top-tier research university offering bachelor's, master's and doctoral degrees.



Research

NJIT's research expenditures totaled more than \$100 million in 2011. As of June 30, 2011, NJIT had 134 issued patents, of which 60 are licensed to third parties.

Strategic Initiatives

The University's 2010-2015 strategic plans identify several focal areas for growth and development in education of young people and professionals.

- Sustainable Systems, including sustainable design, environmental science and engineering, ecology and alternative energy technologies.
- Digital Everywhere, including wireless telecommunications, social networks and cloud computing, network security and financial bubble research.
- Life and Healthcare Science and Engineering, including tissue engineering and adult stem cell research, rehabilitation medicine, biomedical informatics and data mining, and drug development and pharmaceutical manufacturing techniques.

On-going projects designed to enhance campus life and increase residential students on campus by 600:

- Warren Street Village at NJIT, which includes the Dorman Residential Honors College, 6-story facility with residence floors to house 360 honors scholars, as well as a common area with studying and other facilities to be used by commuter and residential honors students alike, designed to increase academic and social collaboration among honors scholars. The complex will also house five duplex town houses for Greek organizations and will have a restaurant, convenience store and a fitness center.
- The Gateway Project, which will integrate development of an enhanced University Heights neighborhood, envisioned with such improved amenities as enhanced housing and new commercial space with shops and restaurants.



Economic Development

NJIT is committed to economic development for Newark and the region. The university operates several outreach centers that provide direct technical assistance to the state's businesses with the goal of helping small and medium-sized companies. NJIT is also the home of New Jersey's oldest and largest incubator facility, and was one of the first institutions in the nation to adopt economic development as a fourth mission element, together with instruction, research and community service. More than 60 technology start-up companies, many of which hire NJIT students, are on campus.

The Career Edge

All 10 of the majors with the highest starting salaries for 2005-06 grads are in engineering, computing and business, according to the National Association of Colleges and Employers.

Computer and data processing services lead the list of the 10 fastest-growing occupations in projections compiled by the U.S. Department of Labor. Computer-related employment is expected to grow 117 percent by 2008, according to the Career Guide to Industries.

As technology changes all fields, those with science and technology backgrounds are positioned to lead. Among the CEOs of the S&P 500 companies, engineering is the single largest undergraduate degree and more than half of CEOs have undergraduate degrees in engineering, business management, science, math and computing.

The Global Edge

The high level of diversity in NJIT's student body and faculty prepares graduates to understand and succeed in the global marketplace. U.S. News ranks NJIT 10th among national universities for campus diversity.

NJIT was named among the top 500 world universities in a study by the Institute of Higher Education, Shanghai Jiao Tong University. Institutions were judged on quality of education, quality of faculty, research output and size; only 170 US institutions were ranked in the top 500.

The Technology Edge

NJIT has been designated as one of the nation's most technologically sophisticated universities by Forbes.com and a Princeton Review survey and the university has received major funding from the National Science Foundation and the National Security Agency in recent years.

The Academic Edge

NJIT has long been a national leader in applying new technologies and approaches to the education experience. NJIT was a pioneer in requiring computer science for students in all majors and the School of Architecture has led innovations in teaching CAD and digital design. The School's innovative "paperless" first-year program was recently cited by Campus Technology Magazine.

Students have a wide range of educational choices in building an interest-tailored program. Among their options are cross-enrolling at neighboring Rutgers to enrich their program with subjects such as music and languages.

NJIT students learn emerging technologies from researchers behind the technologies, developing valuable marketplace skills. Real-world experience through experiential learning makes graduates more marketable, with many co-op opportunities leading to permanent jobs.

The Regional Edge

New Jersey, with America's highest concentration of pharmaceutical, hi-tech, biotech, and medical device companies, is the place to study technology. It has the nation's highest per capita number of engineers and scientists as residents, while also leading in per capita rate of patents issued. Further, the Newark-New York region is a living laboratory for architecture and building sciences, environmental engineering and transportation.





The Research Edge

NJIT has been designated by the State of New Jersey as the Homeland Security Technology Systems Center and NJIT operates the world-renowned Big Bear Solar Observatory.

A History of NJIT

From the Industrial Revolution to the Information Age, New Jersey Institute of Technology has a rich history with its beginnings developing from the industrial age.

In 1881, an act of the New Jersey State Legislature, recognizing an urgent need, sought a home for what would be the state's technical school. The efforts of Newark's public and private sectors resulted with the opening of Newark Technical School, addressing the state's need.

Over time, the university expanded its curriculum and mission. In 1919, the university established baccalaureate programs in three engineering fields. By the middle of the 20th century, Newark Technical School was transformed into the robust Newark College of Engineering.

The post-war period was one of enormous activity with regular expansion of the campus, as well as the introduction of doctoral level programs. In 1975, with the addition of the New Jersey School of Architecture, the institution had evolved into a technological university, emphasizing a broad range of degrees and dedication to significant research and public service. Newark College of Engineering, stronger than ever, remained intact, but a new university name — New Jersey Institute of Technology — reflected the institution's expanded mission.

A broadened mission called for the creation of a residential campus and the opening of NJIT's first dormitory in 1980 began a period of steady growth that continues. Two new schools were established during the 1980s—the College of Science and Liberal Arts (1982) and the School of Industrial Management (1988). The Albert Dorman Honors College was established in 1994, and the newest school, the College of Computing Sciences, was created in 2001. Beginning in 2009 the College of Architecture and Design was created to house the New Jersey School of Architecture and the new school of Art and Design.



Dr. Joel Bloom President

On January 9, 2012, the New Jersey Institute of Technology Board of Trustees voted unanimously to appoint Dr. Joel Bloom as President of the University, effective immediately.

Dr. Bloom, had been serving as Interim President of NJIT since September

28, 2011, following the resignation of the previous president, Robert A. Altenkirch, who had been in that post since July 2002.

Speaking for the NJIT Board of Trustees, Kathleen Wielkopolski said: "It is in the best interest of the university to appoint a president at the earliest possible date to provide stability and continuity to the important work of the university; that is, educating New Jersey's future science and technology leaders, responding to opportunities presented by the governor for workforce and economic development, building NJIT's national academic and research reputation, and proceeding with our ongoing significant fund raising initiatives, specifically, the \$150 million 'NJIT NEXT' campaign."

Bloom, who is NJIT Vice President for Academic and Student Services, as well as founding dean of the Albert Dorman Honors College, is well-positioned to take on this leadership role. Bloom, with a career spanning 20 years at NJIT, is passionate about the university and its students as their education in the sciences, engineering, technology, design and management transforms their future and that of their families.

As Vice President for Academic and Student Services, Dr. Bloom is responsible for eight divisions of the university, including physical education and athletics. In that role, his guidance has been vital in NJIT's transition in intercollegiate athletics to NCAA Division I from Division II, an endeavor that began in earnest following November 2002 discussions among Dr. Bloom, then-President Altenkirch, and Director of Athletics Lenny Kaplan. The transition reached official fruition on September 1, 2009, when the NCAA embraced NJIT as an across-the-board active (full) member of Division I following completion of a rigorous formal process.

Bloom's impact on the university has been significant. Under his watch, student enrollment increased from 7,600 to over 9,500 students, including increases in female and minority students. The average SAT math score is now in the top quarter nationally; Dorman Honors College enrollment increased 70 percent, totaling 685 with combined average SAT scores over 1335 for fall 2011; articulation agreements are currently signed with the state's high-tech high schools and 19 county colleges; and accelerated joint admission agreements exist with UMDNJ Medical and Dental Schools, St. George's Medical School, SUNY College of Optometry and Seton Hall Law School.

In his role as dean of the Dorman Honors College and Vice President for Student and Academic Services, Bloom has been integral in helping to shape the academic plan for the university. Further, Bloom is leading the development of a Dorman Residential Honors College and the planning for a Greek Village in collaboration with Greek alumni and currently enrolled students. Previously, Bloom led the successful effort to raise \$23M for Dorman Honors College scholarships.

Bloom expanded the Center for Pre-College Programs to help prepare students for the rigors of science, mathematics, engineering and technology education; with the college deans and faculty, he expanded honors courses and undergraduate research, established the university's medical and health committee of faculty to advise and assist undergraduate students entry into graduate and professional schools and to coordinate the health-related NJIT disciplines; he increased retention and graduation rates, and planned residence halls that transformed a commuter campus to one with more than 50 percent of the freshmen living on campus.

As the university proceeds to implement a major comprehensive fundraising campaign, "Dr. Bloom brings an understanding of the university, its history and contacts, and will provide the necessary continuity needed at this time," said Trustee Wielkopolski.

Bloom has served the Newark community through his participation in the development of Science Park High School. He has also initiated multiple programs with the Newark Public Schools, most recently with the new Central High School—yielding the largest number of enrolled NJIT

freshmen from the school. For over a decade, he has served as vice chair of the board for Community and Schools, a national dropout prevention program serving Newark and other urban school districts. He is active in many education organizations including The NJ Presidents' Council Executive Board for New Jersey Edgnet and the executive board of the NSF-funded Philadelphia Alliance for Minority Participation.

He has received national and state education awards, as well as federal, foundation and corporate grant awards. He has published journal articles and presented papers on school improvement, curriculum development, college transition and student assessment.

Prior to joining NJIT, Bloom served seven years as an assistant commissioner for the New Jersey Department of Education for the Division of General Academic Education. He was responsible for managing many of the education department's initiatives during Governor Thomas Kean's administration and was responsible for statewide assessment, curriculum standards, math/science/technology education, and the improvement of urban education through piloting the Effective Schools research and Alternative Education programs.

Formerly a teacher and school administrator in New York City Public Schools, Dr. Bloom was also a director of research and instructor at Teacher's College, Columbia University.

He holds a master's degree and a doctorate from Teacher's College, Columbia University. He also earned master's and bachelor's degrees from Hunter College of the City University of New York.

Upon becoming Interim President, Dr. Bloom announced that Jack Gentul, Dean of Students, will serve as Interim Vice President for Academic and Student Services and that Distinguished Professor of Electrical and Computer Engineering, Atam Dhawan, currently the Associate Dean of the Albert Dorman Honors College, will become the Interim Dean.



Charles J. Fey *Vice President for Academic and Student Services*

Dr. Charles J Fey, joined NJIT with 39 years of leadership experience in student services as the new NJIT Vice President of Academic and Student Support Service in September 2012.

Previously, he was Vice President for student engagement and success and a professor in the graduate school at the University of Akron where he managed a \$53 million divisional budget, a student affairs staff of 386 members, supervised three associate vice presidents, two assistant vice presidents plus fund-raised through gifts and grant-writing.

Fey's four years at Akron followed a decade of service at the University of Maryland Baltimore Campus (UMBC), a research extensive university and member of the University System of Maryland. UMBC is best known for its undergraduate honors college. His last position was as vice president for student affairs. More than 20 years of student support service experiences at six other institutions of higher learning preceded this position.

His proudest recent achievement was the creation and management of the Akron Experience, a signature program designed to advance total student learning and engagement to help students make intellectual connections between in-class and out-of-class learning while insuring pathways of success.

While there, he also partnered with the Provost on projects to enhance the equality of student life and the student experience. These efforts resulted in the creation of living/learning communities which were so remarkable that they have received national recognition. The out of the classroom experiences created and implemented by members of his division resulted in Akron being named the "Campus of the Year" award from Campus Activities magazine.

At UMBC, three programs resulted in markedly higher retention and graduation rates--the latter from 54 to 61 percent. He partnered with the provost, faculty members and residence life staff to expand a successful residence hall faculty-mentoring

program and living learning and communities and oversaw the establishment of a learning community for commuter students.

Working with the Provost's Office, he and a Vice Provost developed a first-year experience program featuring a traditional credit-bearing course which resulted in the establishment of an undergraduate education office.

Fey received his EdD in the administration of higher education from Texas A&M University. He received both his BA in liberal arts from Pennsylvania State University as well as his Master of Education in counselor/education/college student personal services. He did post master's degree coursework in business management and higher education at Catholic University.



Lenny Kaplan *Director of Athletics*

Since taking Since taking over as head of NJIT's division of physical education and athletics in August 2000, Lenny Kaplan has been instrumental in guiding NJIT's reclassification to NCAA Division I.

Kaplan helped stabilize and expand a program that was entering its fourth year in Division II when he arrived in Newark.

In late 2002, after discussions with university President Dr. Robert A. Altenkirch and Vice President Dr. Joel Bloom, Kaplan took on the task of steering NJIT's programs into Division I, a process that reached fruition with the NCAA's granting active Division I status, with full championship eligibility effective September 1, 2009.

Throughout Kaplan's tenure, NJIT has enhanced the athletics program, particularly in areas that benefit the student-athletes directly.

The sports offerings have expanded to the current 18 varsity programs. And since 2004, NJIT has renovated its two main on-campus venues—Lubetkin Field at J. Malcolm Simon Stadium at Lubetkin Field and the Estelle and Zoom Fleisher Athletic Center. Further, the Naimoli Family Recreation Center, a 25,600-square foot facility opened early in 2011 enhanced the recreational and intercollegiate opportunities on campus.

The school also signed a 10-year partnership to play all home baseball in the professional Bears and Eagles Riverfront Stadium

and later agreed to host basketball in the new Prudential Center, downtown Newark home of the NHL's New Jersey Devils.

Under Kaplan's leadership, many teams achieved regional and national Division II ranking. Success for several women's teams was unprecedented, with basketball, tennis and soccer all reaching postseason play for the first time in his administration,

Additionally, men's volleyball captured a 2007 divisional championship in the Eastern Intercollegiate Volleyball Association and the next year reached the EIVA playoff semifinals hosted by eventual 2008 national champion Penn State.

Kaplan guided the Highlanders toward further stability with membership in the newly-expanded all-sports Great West Conference, which offers a conference home for 11 of NJIT's varsity sports.

In 2009-10, NJIT's first year as a full active member of Division I, the women's volleyball team and senior Sabrina Baby became the school's first national statistical champions at the Division I level, as team and individual leaders, respectively, digs per set. Baby was honored as the school's first CoSIDA Academic All-America in the Division I era, earning third-team national honors.

Christian Baumbach, a sophomore at the time, made history in 2009 as NJIT's first individual conference champion at the Division I level, when he won the Great West Conference men's cross country race. He also won the prestigious IC4A University Division race in the 101st annual running of that contest.

In 2010-11, the Highlanders earned their first-ever Division I conference team championship when women's tennis captured the Great West title in May.

NJIT's outstanding home facilities will allow it to host conference championships in the Great West Conference and allowed it to host ECAC postseason championships in 2005-06.

Before coming to NJIT, Lenny Kaplan served 11 years at Manhattan College, where he began as Manhattan's director of operations and was assistant athletics director from 1991-2000.

Kaplan, a 1988 graduate of St. John's University with a degree in athletics administration, resides in Merrick, NY, with his wife, Nancy, and their sons, Michael and Joshua.

Sports Medicine

NJIT sports medicine is moving forward with expanded facilities and a staff of three full-time trainers led by head trainer Matt Koscs, MS/ATC, with assistant trainers Paul Grayner, MEd/ATC, and Sandra Brendle, MEd/ATC. They work with team physicians Louis Rizio, MD, and Stephen Matta, DO.

Matt Koscs, who earned both his bachelor's and master's degrees from the University of Delaware, has served NJIT as head trainer since July 2009, a year after he joined the staff as an assistant trainer. As an undergrad at Delaware, he was recipient of the Paris Delligatti Memorial Award for Excellence in Athletic Training.

Prior to NJIT, he served three years as head trainer at Hodgson Vocational Technical High School in Newark, DE. He also worked with soccer clubs in Delaware and was employed at Christiana Care Physical Therapy Plus, in Newark, DE.

Paul Grayner, who holds a bachelor's degree from Saint Leo College in Florida and a master's from American University in Washington, DC, has a diverse background in athletic training, having served at the college and professional levels, as well as in a fitness center setting. He joined the NJIT staff late in 2008.

From the mid-1970s to the mid-1980s, he was a trainer in the minor league systems of the New York Yankees and New York Mets and in 1984 he was assistant trainer with the Mets. He later worked with the Long Island Knights professional basketball team.

At the collegiate level, he was head trainer at Fairleigh Dickinson University in Teaneck, NJ from 1989 to 1998 and earlier worked as an assistant trainer at Hofstra, Adelphi and FDU.

Brittany Vorndran, who joined the NJIT staff as an assistant athletic trainer in the summer of 2012, earned her bachelor's degree, majoring in athletic training, from Bridgewater (MA) State College in 2010 and was the school's 2008-09 Athletic Training Student of the Year.

She earned her master's in Kinesiology at James Madison University in Harrisonburg, VA, in May 2012. At James Madison, she worked with the cross country, track and field, tennis and cheerleading teams.

A resident of Millville, NJ, she has worked as a substitute teacher for the Millville Board of Education

Dr. Louis Rizio is a board certified orthopedic surgeon and is fellowship trained in the field of sports medicine. He is a graduate of Rutgers and after earning his medical degree from the UMDNJ/New Jersey Medical School, Dr. Rizio completed his orthopedic residency at Tufts University in Boston.

He then completed a sports medicine fellowship at the University of Miami and was assistant team physician of the Hurricanes, as well as the Miami Dolphins, the Miami Hurricanes.

Dr. Rizio practices at the New Jersey Sports Medicine Institute in Livingston, NJ. Prior to starting his own practice, Dr Rizio was the Chief of Sports Medicine at the NJ Medical School from 2000-2005. He is affiliated with four New Jersey hospitals: St. Barnabas Medical Center (Livingston); Short Hills Medical Center (Short Hills); Mountainside Hospital (Montclair); and, Overlook Hospital (Summit).


Dr. Stephen Matta, who is board certified in family medicine, currently specializes in primary care sports medicine at Mountainside Hospital in Montclair, NJ, a post he assumed after three years in the family practice residency program at Valley Baptist Medical Center in Harlingen, TX. He is a 2007 graduate of a five-year DO/MBA dual degree program with Philadelphia College of Osteopathic Medicine for his medical degree and Saint Joseph's University for an



Matt Koscs



Paul Grayner



Brittany Vorndran



Dan Huff

MBA in healthcare administration. He is a 2002 magna cum laude graduate of Duquesne University in Pittsburgh, with a BS in honors chemistry. He and his family reside in Belleville, NJ.

Strength and Conditioning

Strength and conditioning is a key part of a successful Division I program, with an eye toward maximizing individual and team performance in competition. The strength and conditioning coach also works closely with the Athletic Training Staff in the areas of injury prevention and injury rehabilitation.

The 2008-09 year brought another dimension to NJIT athletics with the hiring of *Dan Huff*, CSCS, as the program's first full-time strength and conditioning coach. In addition to the hiring of a full-time coach to coordinate the strength and conditioning, NJIT renovated the weight rooms and purchased new equipment, with the area dedicated to use by the Highlander teams.

Huff previously served five years as strength and conditioning coordinator at Fairleigh Dickinson University in Teaneck, NJ, from 2003 to 2008, working with an 18-sport NCAA Division I program.

Huff was Sports Performance Director for Velocity Sports Performance in Wall, NJ, immediately before accepting his position at NJIT. He is a graduate of William Paterson University of New Jersey. He holds numerous certifications.

ADMINISTRATION



Sandra Taylor



Elizabeth Bookwalter

Academic Enrichment

NJIT's Center for Academic and Personal Enrichment (CAPE) added a new component in 2007 with the addition of an Associate Director position that was created for the specific purpose of serving the needs of NJIT's student-athletes.

The position focuses on five key areas: academic support, career development, personal development, leadership and community service including the Student-Athlete Advisory Committee and CHAMPS Life Skills for NJIT's nearly 300 student-athletes.

Sandra Taylor filled the post in January 2010, having previously spent her professional career at Manhattan College, which is also her alma mater.

Working at Manhattan, a founding member of the Metro Atlantic Athletic Conference, Taylor was most recently Associate Director of Athletics and Senior Woman Administrator, filling those posts from 1996 to 2010.

For much of that time (1995-2003), she was Chief Athletic Department Compliance Officer. She began her service at Manhattan as Athletic Department Ticket Manager, serving in that capacity from 1993 to 2003.

She served on numerous NCAA, conference and internal college committees, including service on the NCAA Division I Management Council from 2004 to 2007 and as chair of the NCAA Women's Lacrosse Committee from 2002 to 2006.

She earned both her bachelor's degree in secondary education and her master's degree in special education from Manhattan College and is a doctoral candidate in educational leadership at St. Mary's University in Winona, MN.

Sandra and her husband, Ken, who is Associate Commissioner for Men's Basketball and Baseball at the MAAC, reside in Monroe Township, NJ, with their daughters, Katherine, who was born in May 2004, and Samantha, who was born in July 2009.

New to the staff in 2011-12 is *Elizabeth Bookwalter*, the eligibility certification officer/academic advisor, who brings a wealth of experience to her post at NJIT.

Most recently before coming to NJIT, she worked from March 2009 to 2011 in the NCAA Eligibility Center as Associate Director of Client Relations/Coordinator of Customer Service.

She is a journalism graduate of The Ohio State University and she earned her master's degree from the University of Tennessee with a concentration in sport management.

At Ohio State, she was a student intern in the Athletic Communications Office and she was a graduate assistant for compliance at Tennessee, while also working as a project leader/project assistant for the legal firm Vorys, Sater, Seymour and Pease, LLP.

She began full-time work in NCAA compliance at American University in Washington, DC, in 2006, before joining the compliance office at Florida State University, where she served from September 2006 to March 2009.

NJIT's Center for Academic and Personal Enrichment, headed by Dr. Marybeth Boger, is a resource available to all students within NJIT's Student Services Division. The CAPE provides academic support services and activities to enhance students' academic and professional development and it works with academic and administrative departments to help students develop the necessary analytical and problem-solving skills to become independent learners.

CAPE provides tutoring, student success workshops and testing accommodations.

ATHLETICS SENIOR STAFF



Alexis Schug

Assoc. Director of Athletics/SWA
(973) 596-8452 schug@njit.edu



Joe Caiola

Asst. Director of Athletics/Business & Facilities
(973) 642-7224 caiola@adm.njit.edu



Tim Camp

Asst. Director of Athletics/Sports Information
(973) 596-8461 timothy.camp@njit.edu



Marion Johnson

Asst. Director of Athletics/Compliance
(973) 596-5278 johnsonm@adm.njit.edu



Sean McCarthy

Beginning on September 1, 2009, the entire NJIT athletics program officially gained across-the-board active membership in NCAA Division I, completing a process that began officially in 2003.

NJIT, its teams, and student-athletes enjoy the full benefits of Division I membership, including eligibility for Division I postseason championship competition and the inclusion of the Highlanders among the national Division I leaders in statistics maintained by the NCAA.

Within months of NJIT's active Division I membership, the school won its first national Division I statistical championships, as women's volleyball player Sabrina Baby led the nation in digs per set, while she and her teammates captured the team digs crown for digs, as well.

The NCAA's decision making NJIT a full member of Division I completed a specific timetable that required NJIT and its Department of Athletics to meet a series of annual benchmarks before proceeding to the next step.

NJIT, which previously competed in NCAA Division II, first moved to reclassify its men's soccer program in 2003. The move grew out of November 2002 meetings among President Robert A. Altenkirch, Vice President Joel Bloom, and Director of Athletics Lenny Kaplan. From there, came a proposal from Dr. Altenkirch to the Board of Trustees, which unanimously approved in February 2003 a plan to reclassify men's soccer to Division I. Little more than two years later, the NCAA approved NJIT's proposal to begin advancing its entire program to Division I.

Men's soccer achieved active Division I status in 2005 and NJIT women's soccer became postseason-eligible in 2007. The remainder of NJIT's athletics program also began reclassifying in 2005, with active status taking longer for an entire program than under the single-sport-per-gender track used for the two soccer teams.

In 2005-06 the lion's share of the competition for all but men's soccer came at the Division II level. In 2006-07, 2007-08, and 2008-09, NJIT's teams competed at the Division I level and complied full with NCAA Division I rules, but were not eligible for championships at the top level.

Every facet of the program has been enhanced in the reclassification, with a special emphasis placed on student-athlete welfare. Facility upgrades have gone along with sports medicine staff expansion, a strength and conditioning program, and academic enrichment. NJIT has also built a model NCAA Division I rules

compliance regimen within its athletics program and across the entire university.

A key late benchmark in reclassification came in the spring of 2009, with NJIT's successful completion of the NCAA Division I certification self-study. An in-depth project that takes approximately one year to complete and involves an on-campus visit from a Peer Review team, Division I certification, renewable every 10 years, is required of all active Division I institutions.

"We completed a major milestone in demonstrating that we have the infrastructure in place and the commitment to compete at the highest levels, not only academically but now athletically as well," said Dr. Altenkirch, who made upgrading athletics a priority from the beginning



Odera Nweke

of his tenure as the seventh President of NJIT in May 2002.

Professor Robert English, the NCAA Faculty Athletics Representative and Interim Dean of the School of Management, added, “I am very impressed with NJIT’s student-athletes who have worked hard to meet the challenge of the heightened level of Division I competition and at the same time continued to excel academically, with many athletes earning academic honors and awards and several earning perfect 4.0 GPAs during the semester of competition.”

Further, the NJIT Board of Trustees embraced the transition to Division I as part of the university’s strategic plan to enhance the quality of campus life in NJIT’s transition to a residential university.

Going back to early announcements of NJIT’s NCAA reclassification plans, Altenkirch stated: “As NJIT continues to grow academically, and as a residential university, strengthening the athletics program through the transition to Division I will allow us to align the university with our academic peers.”

Already, NJIT’s teams have competed throughout the United States, taking on opponents from schools that are instantly recognizable for their stature in academics and athletics.

NJIT teams and student-athletes have faced opponents from seven of the eight Ivy League schools (all except for Brown, which will be the opening opponent for Highlander women’s basketball in 2011-12) and all eight Patriot League schools, including Army and Navy, Bucknell, Lafayette, and Lehigh.



Ryan Woods

In addition, Highlander teams have taken on squads from such famed conferences as the Atlantic Coast Conference, Big East Conference, Big Ten Conference, Big 12 Conference, and Pac 10 Conference.

Two high-profile opponents--Maryland in men’s soccer in 2005 and Penn State in men’s volleyball in 2008—won national championships following the same regular seasons in which they faced NJIT.

The Highlanders have also competed against members of all of the conferences based in the Northeastern and

Mid-Atlantic regions of the United States, including America East, Atlantic 10, Colonial, Metro Atlantic, Mid-Eastern, and Northeast.

The eighth New Jersey-based institution in Division I, NJIT has competed against all seven of its home state peers, including Big East programs Rutgers and Seton Hall.

NJIT’s longest-established Division I program, men’s soccer, gained its first win against a Big East foe in 2008, defeating Rutgers a year after topping San Diego State for the Highlanders’ first win over a Top 25-ranked team.

NJIT began play as a core member of its first Division I conference, the Great West Conference, which began full competition in 2009-10. In the spring of 2011, the second season for the GWC, the Highlanders celebrated their first Division I team championship, when women’s tennis captured the Great West title.

With its place in Division I officially certified by the NCAA, NJIT looks ahead to continued growth. That outlook is consistent with President Altenkirch’s frequently expressed view that, “the transition to Division I is just that, a transition, a process rather than an event.”

For his part, Director of Athletics Lenny Kaplan said: “We are looking forward to being a solid and successful member of Division I and we are excited by the opportunity to write a new chapter in the history of NJIT athletics.”

The New Jersey Institute of Technology teams play home games and practice in a combination of facilities on campus and off.

The on-campus facilities include Lubetkin Field at J. Malcolm Simon Stadium for outdoor sports and the Estelle and Zoom Fleisher Athletic Center for indoor sports. In addition, NJIT in 2011 opened is the Naimoli Family Athletic and Recreational Facility, a multi-purpose indoor facility on the site of the former outdoor tennis courts.

Off-campus venues include Bears and Eagles Riverfront Stadium, a professional minor league stadium that is the home of NJIT baseball; the Prudential Center, home of the NHL Devils and NBA Nets, which has hosted selected NJIT basketball games; and, Branch Brook Park in Newark and Van Cortlandt Park in the Bronx, home sites for NJIT cross country. All except for Van Cortlandt Park are less than two miles from the NJIT campus.

Lubetkin Field at J. Malcolm Simon Stadium

The men's and women's soccer teams play their home games and practice on campus at Lubetkin Field at J. Malcolm Simon Stadium, a first-class venue for college soccer.

The field on the west end of NJIT's University Heights campus is an all-weather facility, with 24/7 availability for competition or practice. Outfitted with SprinTurf artificial grass in the summer of 2004, Lubetkin Field at J. Malcolm Simon Stadium also includes lighting for night contests, bleacher seating for more than 1,000 spectators, a press box and scoreboard.

The fully-enclosed facility, with its entrance a few feet opposite the entrance of the indoor Estelle and Zoom Fleisher Athletic Center, can take its place alongside any college soccer facility in the Northeast.

The home of Highlanders soccer served as the host site for the first-ever Great West Conference women's soccer championship tournament in November 2009. Previously, NJIT hosted the three-day 2005 ECAC Division II women's soccer championship tournament.

In the fall of 2005, when the Northeast was hit with record rainfall, games went on without a hitch at Lubetkin Field, thanks to the quality of the surface. Indeed, with the rain disrupting schedules around the region, some crucial Big East contests involving Seton Hall were moved to NJIT's home field. Those games, too, went off without a hitch.



Lubetkin Field at J. Malcolm Simon Stadium

Estelle and Zoom Fleisher Athletic Center

The NJIT men's and women's basketball teams and men's and women's volleyball teams play their home games in the Fleisher Athletic Center gymnasium, while the swimming team competes and practices in building's pool. The Fleisher Center also houses intercollegiate fencing, as well as all athletic department offices, varsity and general weight and fitness rooms, and the athletic training room.

In the summer of 2006, the gym underwent renovation to include installation of a new floor and baskets, new lighting, new sound system and new scoreboards, along with entirely new seating for approximately 1,500 spectators after the first phase of renovation. The back bay 'C gym' can be sectioned off from the main competition floor, making the facility useful for intramurals, physical education classes and campus recreation time, while being able to host multiple simultaneous events.

A six-lane swimming pool in Fleisher Athletic Center is home to the NJIT swimming team. Fencing has its own area on the second floor of the building.

In addition to all athletic department offices, the Fleisher Athletic Center also houses the sports medicine staff in the Athletic Training Room and the varsity weight room, supervised by the head strength and condition coach. The building's third floor is home to a fitness center, which is open for use by all students and staff.

The Naimoli Family Athletic & Recreation Facility

Opened in 2011, the facility is approximately 25,600 square feet. The Naimoli Family Center will be a multi-purpose space for athletics, community recreation, and gatherings involving large numbers of people.

Built on top of the old outdoor tennis courts adjoining the Fleisher Athletic Center, construction of this new building has been made possible, in part, by a generous gift from Vincent Naimoli '62, Chairman and CEO of Anchor



Basketball locker room at Estelle and Zoom Fleisher Athletic Center

Industries International and Chairman Emeritus/Founder of the Tampa Bay Rays major league baseball team.

The facility houses courts for tennis and is available for other athletic and recreational activities, including practice for basketball and volleyball. It is heated and air conditioned, with flooring appropriate for the intended athletics and recreational activities.

Its indoor tennis courts offer vital year round practice and playing opportunities for NJIT's intercollegiate tennis teams, which have been consistently successful in the transition to Division I. In 2011, the women's tennis team became NJIT's first conference championship team in the Division I era.


Bears and Eagles Riverfront Stadium: Home of the NJIT Highlanders

Joe Torre, then the manager of the New York Yankees, visited New Jersey Institute of Technology on December 8, 2005 to herald a new partnership between NJIT's baseball team, the Highlanders, and the Newark Bears.

Torre, a friend of the Bears and of college baseball, was on hand as the Highlanders signed a 10-year contract to play their home games at Bears & Eagles Riverfront Stadium in Newark.

"I think this partnership is nothing but aces," Torre said during a press conference at NJIT. "It's a partnership between two class organizations that will make for nothing but a lot of fun for everyone."

For the previous two years, the Highlanders played their home games at the stadium. But the team's longer-term commitment to play at the stadium came as NJIT elevated its baseball program to Division I.



Bears and Eagles Riverfront Stadium

"NJIT is bringing Division I baseball to this great stadium," said NJIT President Robert A. Altenkirch, "which will generate the highest level of excitement. It's a great partnership that allows NJIT to play intercollegiate baseball in a great facility, maybe the best for college baseball in the country."

Bears and Eagles Riverfront Stadium, the \$30 million state-of-the-art home of the Newark Bears, officially opened to the public on July 16, 1999.

With a seating capacity of 6,200 Bears and Eagles Riverfront Stadiums affords everyone in attendance an up-close view of the action. The ballpark also has 20 luxury suites, a picnic area, a party deck, a concert stage situated behind the outfield wall and a major league-caliber press box featuring two radio booths and two television booths.

The name, Bears and Eagles Riverfront Stadium, honors Newark's rich baseball history. The original Bears were a farm team for the New York Yankees up until 1949 and the Eagles were a very successful Negro League team that played in Newark until 1950.



Prudential Center

In October 2007, the Prudential Center ushered in a new era in sports and entertainment in Newark and the entire northern New Jersey area.

Prudential Center is the cornerstone in the revitalization and renaissance of downtown Newark. In addition to the arena, Newark will soon add scores of condominiums, restaurants, themed bars and mixed retail establishments. Prudential Center, one of the finest arenas in the country, is New Jersey's home for hockey, basketball, concerts and numerous other events.

A public/private partnership between the City of Newark and Devils Arena Entertainment made the \$375 million Prudential Center a reality that is changing the face of downtown Newark and making it a destination place for sports and live entertainment in the region.

"The Rock" is located about a mile from NJIT's University Heights campus and is known best as the home of the National Hockey League New Jersey Devils and the former home of the National Basketball Association New Jersey Nets.

The arrival of the spectacular Prudential Center nearly coincided with NJIT's arrival as an NCAA Division I institution--the first in Newark and the newest in New Jersey in more than 20 years. The Rock opened one year after NJIT began Division I competition as part of its NCAA reclassification which is now complete.

In the arena's inaugural year, NJIT played host to six basketball games on four dates, including four men's basketball games and two women's games. Included was the first women's basketball game in the building's history, when the Highlanders entertained Cornell on January 15, 2008.

The Highlanders hosted additional basketball games in subsequent years and have played there each year of the building's existence. Further, NJIT's club ice hockey team plays all of its home games

in the full-size Devils practice rink facility (AmeriHealth Pavilion), which adjoins the main arena and has an 800-seat capacity. And one of the special events held in the main arena is NJIT's annual commencement.

Branch Brook Park and Van Cortlandt Park

A hallmark of the NJIT cross country program under veteran coach Al Alonso is its ability to host cross country competition that have made Highlander-sponsored races a popular destination for schools from throughout the New York/New Jersey area.

In 2009, NJIT hosted the Great West Conference championships at Van Cortlandt Park in the Bronx, and the course, which is home to some of the most prestigious events in the sport, is also the home venue for other annual NJIT-hosted races. Branch Brook Park, which is a public park of Essex County, reaches into several towns, including Newark, with the park entrance less than a mile from the NJIT campus.

ABOUT NEWARK



Newark: The Renaissance City

NJIT is located in the heart of New Jersey's largest city, Newark, with a population of over 300,000, making it the 65th-largest city in the United States. A major urban center, Newark is a city on the move.

Attractions in Newark include:

- **The Prudential Center, a major indoor entertainment and sports venue housing New Jersey Devils hockey, New Jersey Nets basketball, major concerts and other premier events**
- **New Jersey Performing Arts Center**
- **The Newark Museum**
- **The Newark Public Library**
- **Symphony Hall**
- **Branch Brook Park**
- **Art galleries, restaurants, shopping**
- **The Ironbound neighborhood, renowned for its dining and vibrant nightlife**
- **An urban architectural laboratory**
- **Professional minor league baseball (Newark Bears)**

Newark: New Jersey's College Town

Some 30,000 undergraduate, graduate, and professional students attend classes in the University Heights section, which is home to NJIT, Rutgers-Newark, the University of Medicine and Dentistry of New Jersey (UMDNJ), and Essex County College.

Adjacent to NJIT to the east, is the Newark campus of Rutgers University and the two schools enjoy an exceptionally close and productive relationship. NJIT and Rutgers students have library privileges at both campuses. NJIT students may also enrich their educational experience by enrolling in Rutgers-Newark courses and in full degree programs in disciplines not offered by NJIT, such as art, music, geology, and psychology.

Each year, the two universities co-sponsor a common season of theatrical productions, as well as 'World Week,' a joint program of honors colloquia, and a variety of other cultural and social activities.

NJIT also enjoys a cooperative relationship with its neighbor to the west in the University Heights area, UMDNJ, with several joint degree programs.

New Jersey/New York Metropolitan Region

NJIT and Newark are a part of a region that is a magnet not only to the rest of the United States, but also to the world.

In Newark and neighboring northern New Jersey alone, attractions such as the Prudential Center, New Jersey Performing Arts Center, Meadowlands Sports Complex, Red Bull Arena, Liberty Science Center, and numerous others are minutes away by car and in most cases accessible by public transportation. Literally dozens of shopping malls are within a 20-minute drive of Newark, as well.

Midtown Manhattan, with all that it and the rest of New York City offer, is less than 15 miles from the NJIT campus.

NJIT students have regular access to discount tickets for Broadway shows, museums, concerts, and sporting events.

The school also sponsors weekend trips throughout the northeastern United States, with activities such as skiing, boating, swimming, hiking, and more.

The spectacular Jersey shore is less than an hour away by car and winter sports are within a couple of hours drive to the west and north.

NJIT, with its campus in Newark, NJ, sits in a region that abounds with major professional sports unlike any other in the United States and perhaps in the world. There are nine teams in the major professional leagues (MLB, NFL, NBA, and NHL) located in New York City, northern New Jersey and Long Island.

Only one of nine major teams is more than 25 miles from Newark, but most, including the New Meadowlands Stadium (Giants and Jets NFL football), Madison Square Garden (NBA Knicks, NHL Rangers), are much closer.

The three closest professional sports venues (listed below) are within three miles of NJIT's campus and can be accessed in a matter of minutes at low cost by public transportation, beginning with Newark Light Rail, from campus.

Prudential Center

The home of the National Hockey League New Jersey Devils and the New Jersey Nets of the National Basketball Association is in downtown Newark at the corner of Mulberry and Edison streets, about one mile from the NJIT's University Heights campus.

Opened in October 2007, 'The Rock' is the centerpiece of the city's Downtown Core Redevelopment Project. In addition to NHL hockey and NBA basketball, it has hosted numerous entertainment and sporting events, including NJIT basketball.

NJIT played basketball in the Rock in the inaugural year and in each year since. Indeed, NJIT hosted the first women's basketball game ever played in the Prudential Center on January 15, 2008 (NJIT vs. Cornell).

The arena, with full-capacity seating for 18,500 spectators, features a 4,800 square-foot exterior LED screen, as well as the latest in ice-surface technology and a gourmet restaurant overlooking the ice for Devils games. The building contains 850,000 square feet of space, 9,000 tons of steel, eight million pounds of structural steel and 25,000 cubic yards of concrete.





Red Bull Arena

Located in Harrison, NJ, just across the Passaic River from Newark and less than three miles from the NJIT campus, the new home of the New York Red Bulls (opened in March 2010) sets the standard for soccer venues across North America.

The state-of-the-art soccer-specific facility is a major component of a multi-billion dollar development.

Red Bull Arena has a number of key design elements which give its seating bowl a close-to-the-action feeling and the unique stadium roof design extends from its leading edge over the entire seating bowl and then curve down to the concourse.

The overall seating capacity for soccer is 25,000, including 30 luxury suites (20 lower level and 10 upper level) and 1,116 club seats. Other amenities include three stadium clubs and two retail outlets.



Bears and Eagles Riverfront Stadium

Bears and Eagles Riverfront Stadium, the \$30 million state-of-the-art home of the professional baseball Newark Bears and since 2004 the home of NJIT Highlanders baseball, officially opened to the public on July 16, 1999. With a seating capacity of 6,200, "The Den" affords fans an up-close view of the action. The ballpark also has 20 luxury suites, a picnic area, a party deck, a concert stage situated behind the outfield wall and a major league-caliber press box.

In December 2005, NJIT and the Bears held a joint press conference to herald a new partnership that includes a 10-year deal that extends Bears and Eagles Riverfront Stadium as the home of NJIT Highlanders baseball.



COACHING STAFF

HEAD COACH JIM ENGLER



Commitment, hard work, attention to detail. They are all familiar concepts in the world of sports.

When his players look at Jim Engler in his fourth season at the helm of New Jersey Institute of Technology men's basketball, they see those concepts put into action as the coach strives to build the Highlanders program into a solid Division I outfit.

NJIT introduced Jim Engler as its new head men's basketball coach in a press conference on April 10, 2008. And he has attacked the challenge tirelessly ever since, remaking the Highlander program in every way imaginable

ever since.

Now, the commitment, hard work, and attention to detail are paying off in tangible ways, as the Highlanders win total has grown from one in Engler's first season, to 10 in his second season and 15 in his third season.

Taking on his first head coaching position at age 39, Engler agreed to a five-year contract to lead the Highlanders after having been an assistant coach at the Division I level for 18 years, the last five as the lead assistant at Columbia.

Stepping in at NJIT for the 2008-09 season, he inherited a program that was 0-29 the year before, in its second season of Division I competition. On top of that, the top two scorers (the only double-figure scorers) and the top rebounder were gone from the winless team.

In that first year, the improvement was modest in terms of wins (one), but the specter of the program's long losing streak that covered parts of three years was put to rest. At least as important, Engler and his staff put

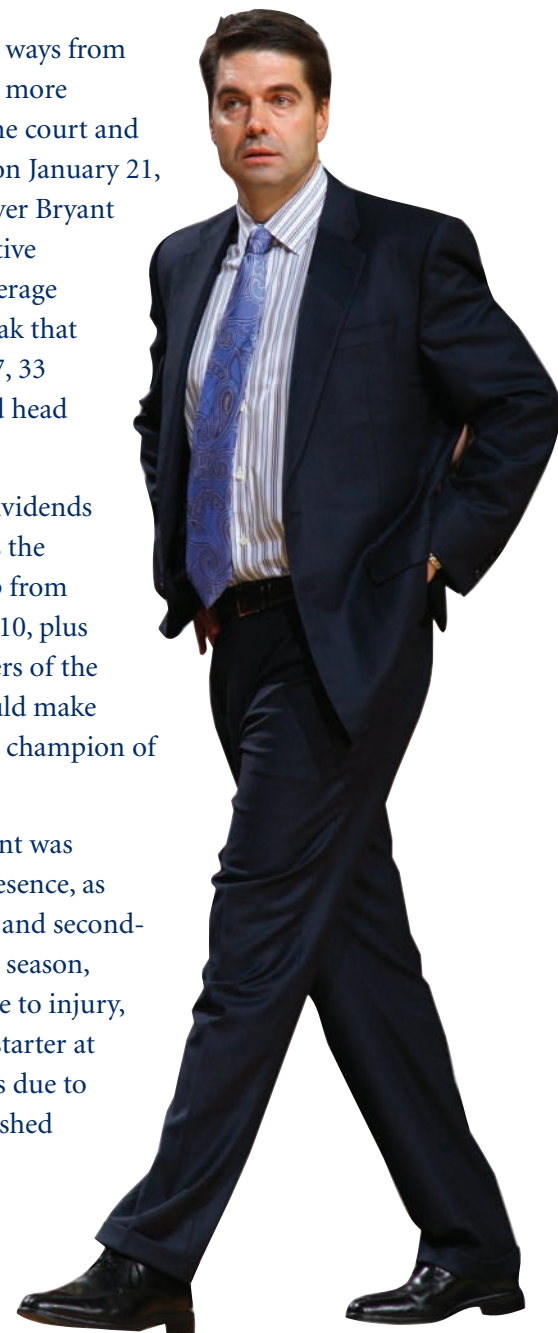
in place a regimen that would set the tone for future improvement.

The hard work showed in small ways from the start of the first season with more competitive performances on the court and finally paid tangible dividends on January 21, 2009, with a 61-51 home win over Bryant that generated a torrent of positive local, regional and national coverage at the end of a long winless streak that stretched back to February 2007, 33 games before Engler was named head coach.

That new regimen paid more dividends in the second year (2009-10), as the Highlanders made the big jump from one win the previous season to 10, plus single-digit road losses to Rutgers of the Big East and Lehigh, which would make the 2010 NCAA Tournament as champion of the Patriot League.

And the nine-game improvement was achieved with limited senior presence, as Gary Garriss, the top rebounder and second-leading scorer from Engler's first season, missed his entire senior year due to injury, and Dan Stonkus, a three-year starter at center, missed the first 11 games due to preseason knee surgery and finished with 10 starts as a senior.

The upward trend continued with a 15-win season in



COACHING STAFF



2010-11, including a 9-3 finish in the Great West Conference, good for second-place in the GWC outright. The Highlanders were 13-5 from January 8 on, including a program DI-best six-game winning streak from February 1 to February 19. Underlining the program's emerging consistency, NJIT did not suffer back-to-back losses after January 4.

Engles' work was recognized in several quarters, when he was one of just 11 coaches nationwide and one of just two outside of the BCS conferences to receive a vote in the AP Coach of the Year voting, won by Mike Bray of Notre Dame.

The website CollegeInsider.com tabbed Engles as its Great West Conference Coach of the Year and he was also one of 16 finalists for the 2011 Skip Prosser Man of the Year Award, also an honor bestowed by CollegeInsider.com.

A 1990 graduate of Dickinson College, where he was a three-year letterwinner, Engles jumped into coaching at the Division I level in 1991 as a graduate assistant at Wagner College on his native Staten Island, NY. From that point on, he earned the respect of his peers throughout the region.

He became a full-time assistant at Wagner under head coach Tim Capstraw and remained with the Seahawks through the 1996-97 season, when he moved on to Rider University in Lawrenceville, NJ.

Engles stayed at Rider from 1997 to 2003, serving as the top assistant under head coach Don Harnum, who is now Director of Athletics at the school. Engles moved on to Columbia, where he joined the new staff under head coach Joe Jones in 2003-04.

In two of his stops—Wagner and Columbia, Engles was involved in noteworthy program turnarounds. And at Rider, he was with teams that averaged better than 15 wins per season in his six-year stint.

At Wagner, he was part of the best winning percentage turnaround in all of Division I basketball, as the Seahawks went from four wins in 1990-91 to 16 wins in 1991-92, his first season as a full-time coach. A year later, Wagner played for the Northeast Conference championship on national television and won a school-record 18 games.

At Columbia, he was part of a new staff that achieved instant results upon its arrival in 2003-04. The previous season, Columbia was 2-25 overall and winless in 14 Ivy League games. In Engles' first season, the Lions produced a 10-17 overall record, including a 6-8 mark in the Ivy League.

In 2006-07, Columbia posted a 16-12 record, the program's best in 15 years. In 2007-08, the Lions were 14-15 overall, plus 7-7 in the Ivy for a second straight year, matching the program's best league record since it was 10-4 in 1992-93.

His six-year run at Rider included the 2001-02 Metro Atlantic Athletic Conference regular season title with a 13-5 conference record and Rider's first-ever berth in the postseason National Invitation Tournament (1998 after an 18-win regular season).

Engles, who starred at St. Peter's High School on Staten Island has strong basketball bloodlines. His grandfather, Ken Engles, was a player and coach at Georgetown. And Jim's uncle, John, was a star at Penn under Hall of Fame coach Chuck Daly.

Jim and his wife, Meegan, reside in Convent Station, NJ, with their two daughters, Kelcie (10) and Ryenn (8).



COACHING STAFF

ASSISTANT COACH MIKE SPISTO



Mike Spisto brought nine years college coaching experience to NJIT staff when he signed on in the summer of 2008, with four years as a junior college head coach, three years as an assistant at the NCAA Division I level and two years as an assistant in Division III.

He had two stints as head coach at the State University of New York at Delhi sandwiched around three years as a Division I assistant with Rider and Albany (NY). He began his coaching career with two years as an assistant at his alma mater, Division III SUNY Oneonta.

At Delhi, which is also an alma mater, he was head coach from 1999 to 2001, left to become a Division I assistant and then returned for another two-year stint as head coach from 2004 to 2006.

His head coaching record in four years at SUNY Delhi was 86-31 and both stints included championships and coaching awards.

In his second season (2000-01), SUNY Delhi's Broncos finished 32-2, including a 28-game winning streak, a conference title and then region and district championships. The Broncos finished fourth at the 2001 nationals and Spisto was conference, region and district coach of the year, as well as Basketball Coaches Association of New York Coach of the Year.

When he returned for his second term at SUNY Delhi, Spisto again was chosen Mountain Valley Conference

Coach of the Year in 2004-05. The following season the Broncos were number one in the country their division for six straight weeks and Spisto repeated as conference and region coach of the year.

He coached numerous all-stars, including a first-team junior college all-American, while sending four players ahead to NCAA Division I and nine more to Division II and NAIA scholarships.

In July 2006, Mike Spisto assumed duties as Director of Athletics at SUNY Delhi, a position he held for two years before coming to NJIT.

His first Division I coaching assignment came at Rider University in 2001-02, where he worked alongside Jim Engles as an assistant when Rider captured its first-ever Metro Atlantic Athletic Conference regular season championship.

Heading to the University at Albany (NY), he helped recruit the team that would win back-to-back America East Conference championships. Among the players he helped recruit was Jamar Wilson, who was America East Rookie of the Year and later was two-time conference Player of the Year.

Spisto's coaching career began at Oneonta State following his 1997 graduation. In addition to his bachelor's degree from Oneonta, he earned an associate's degree from SUNY Delhi, as well as an MSS from United States Sports Academy.

He played at both Delhi and Oneonta. He was all-region twice at Delhi, where he is the career assists leader. At Oneonta he was captain as a senior after winning an ECAC title his junior year.

"Mike has been a winner as a head coach and he was part of building things as an assistant at the Division I

level," said Jim Engles. "He was with me (as an assistant) at Rider when we won the MAAC regular season title and then he went to Albany and helped recruit and coach the nucleus of the team that went from five wins when he got there to winning back-to-back America East titles and making the NCAAs."

Mike and his wife, Katie-Lynn, reside in Staten Island, NY, with their young sons, Michael (7) and Christopher (4) and newborn daughter Alyssa.



COACHING STAFF

ASSISTANT COACH BRIAN KENNEDY



Brian Kennedy joined the Highlander men's basketball coaching staff in August of 2012 as an assistant under Jim Engles.

Kennedy has a rich background in basketball, dating back to his days as a player, first at Princeton University (1987) and later Monmouth (1988 through 1990), eventually serving as the

Hawks' team captain.

Kennedy remained in basketball after graduation from Monmouth, working with his family's basketball business, the Hoop Group, which later became the largest corporation dealing with camps, player development and tournaments.

Kennedy took his first job as an assistant coach in 1997 at DePaul University, joining the staff headed by his older brother, Pat. In his five seasons in Chicago with the Blue Demons, Kennedy helped DePaul get back to the NCAA Tournament in 2000, the school's first appearance in March Madness in almost a decade. He also helped to guide the ascent of former DePaul players Quentin Richardson and Bobby Simmons into the NBA.

In 2002, Kennedy went back to the business world and spent seven years as a financial advisor for UBS and as a sales trader and investor for Institutional Equities in Connecticut.

For the last three years, Kennedy returned to his family business and served as an athletic director for The Hoop Group, but has now decided to return to coaching, joining the revamped NJIT coaching staff.

Kennedy's other brother, Rob, is the highly respected CEO of The Hoop Group and is a fine television basketball analyst for several different broadcasting organizations, including ESPN Full Court and Comcast.





COACHING STAFF

ASSISTANT COACH MICHAEL BROWN



Michael Brown, who served the previous two seasons as Director of Men's Basketball Operations at Marshall University, has been in college coaching since 2006, when he completed a 10-year career as a professional player overseas.

Hailing from the Syracuse, NY, area, Brown was a star at Providence College, where he played from 1992 to 1996 and earned a degree in accounting. Winner of the 1994 Big East Conference championship, Brown played on teams that reached postseason play in all four of his seasons, taking part in the 1994 NCAA Tournament and three National Invitation Tournaments. A member of the 1992-93 Big East All-Rookie team, he won 35 Big East regular season games in his career, the most of any player in PC history.

At Providence, Brown scored 1,163 points (17th all time), made 167 3-pointers (2nd), had 173 steals (5th) and 359 assists (10th), while appearing in 123 games, the third-highest total in the long and storied history of the Friars.

Beginning in 1996, Brown played professionally for three teams in England, while also coaching three years at a Sixth Form College, a type of school for teenagers aged 16 to 19, who study for advanced school-level qualifications. He won two league championships in his three seasons as head coach.

The last five of his eight seasons in England were spent playing for the Brighton Bears.

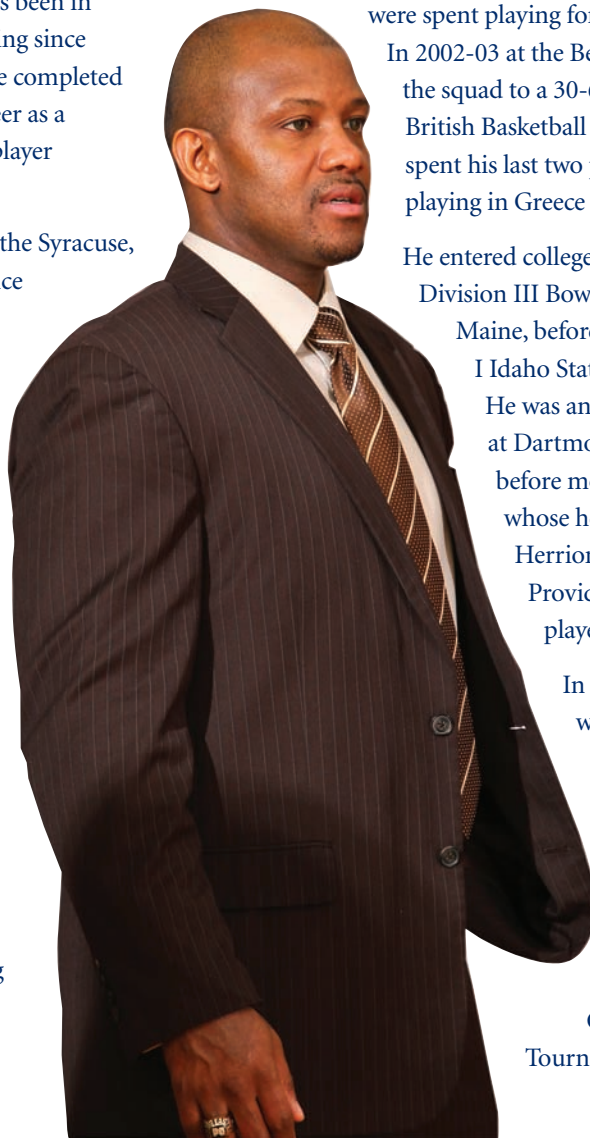
In 2002-03 at the Bears, Brown helped the squad to a 30-6 record and the British Basketball League crown. He spent his last two professional seasons playing in Greece for AGE Halkidas.

He entered college coaching 2006 at Division III Bowdoin College in Maine, before going to Division I Idaho State for two years. He was an assistant coach at Dartmouth in 2009-10, before moving to Marshall, whose head coach, Tom Herrion, was an assistant at Providence when Brown played there.

In Brown's two years with the Thundering Herd staff, Marshall won a combined 43 games, including 22 in 2010-11 when the team played in the postseason CollegeInsider.com Tournament and 21 in

2011-12, when the Herd reached the NIT.

At NJIT, Brown succeeds Ira Bowman, who returned to his alma mater, the University of Pennsylvania, as an assistant coach. Bowman, the 1996 Ivy League Player of the Year and later a player in the NBA for parts of three seasons, joined the Highlander coaching staff for 2008-09, Jim Engles' first year as head coach, and remained on staff for four seasons, culminating in a trip to the 2012 Great West Conference championship game.



DIRECTOR OF BASKETBALL OPERATIONS MATT HEALING



Healing, a 2004 graduate of Monmouth University, hails from Morris County in New Jersey.

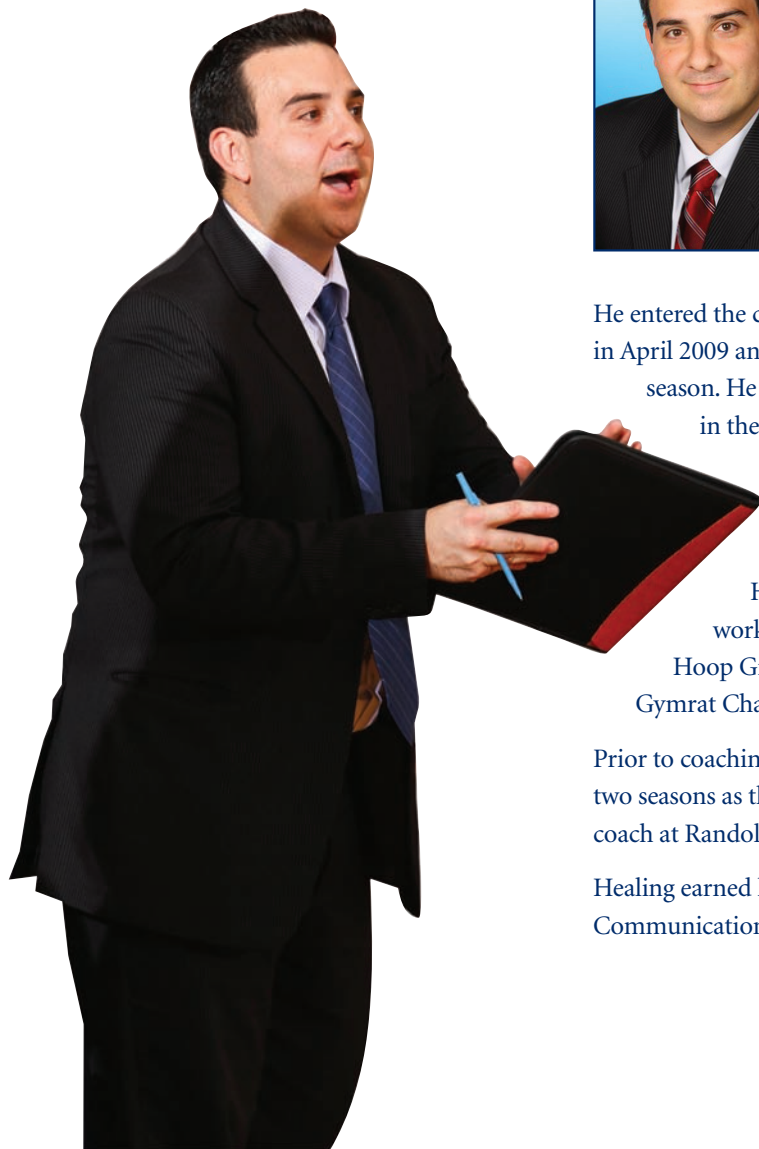
He has served as an assistant men's basketball coach in two NCAA Division III programs—Vassar College in Poughkeepsie, NY, and Centenary College in Hackettstown, NJ.

He entered the college coaching ranks at Centenary in April 2009 and coached there during the 2010-11 season. He had two stints at Vassar, coaching there in the 2009-10 season and returning as a full-time assistant in 2011-12, when the program tripled its wins total from the previous season.

His basketball camp experience includes work at Hoop Mountain Prospect Camp, Hoop Group Top 100, Hoop Group Jamfest, Gymrat Challenge and Marist Basketball Camp.

Prior to coaching at the collegiate level, Healing spent two seasons as the assistant varsity boy's basketball coach at Randolph High School.

Healing earned his Bachelor of Arts Degree in Communication at Monmouth University.





2012 ROSTER

<i>NO.</i>	<i>NAME</i>	<i>YR.</i>	<i>HT.</i>	<i>WT.</i>	<i>POS.</i>	<i>HOMETOWN/HIGH SCHOOL</i>
0	Ky Howard	Fr.	6-3	185	G	Philadelphia, PA / The Shipley School
1	Chris Flores	Sr.	6-2	195	G	Dorchester, MA / O'Bryant School of Mathematics and Science
2	PJ Miller	Sr.	6-3	175	G	Fort Washington, MD / Potomac School (VA)
10	Daquan Holiday	So.	6-7	205	F	Allentown, PA / William Allen
11	Winfield Willis	So.	6-0	180	G	Baltimore, MD / St. Paul's School for Boys (Clarion)
12	Mitch Farrell	Fr.	6-3	185	G	Brechin, Canada / Twins Lakes
14	Ryan Woods	Sr.	6-5	210	G/F	Staten Island, NY / St. Peter's Boys
15	Terrence Smith	Fr.	6-6	195	F	Fort Lauderdale, FL / Dillard
21	Quentin Bastian	Jr.	6-6	240	F	Port Richey, FL / Oldsmar Christian (Tampa, FL)
22	Odera Nweke	So.	6-5	210	F/G	Richmond, TX / BF Terry
23	Nigel Sydnor	Fr.	6-2	210	G	Baltimore, MD / St. Paul's School for Boys
24	Emmanuel Tselentakis	So.	6-5	200	G	Thessaloniki, Greece / American College of Anatolia
50	Sean McCarthy	Sr.	6-10	265	C	Scituate, MA / Loomis Chaffee School (CT)

<i>NO.</i>	<i>NAME</i>	<i>YR.</i>	<i>HT.</i>	<i>WT.</i>	<i>POS.</i>	<i>HOMETOWN/HIGH SCHOOL</i>
21	Quentin Bastian	Jr.	6-6	240	F	Port Richey, FL / Oldsmar Christian (Tampa, FL)
12	Mitch Farrell	Fr.	6-3	185	G	Brechin, Canada / Twins Lakes
1	Chris Flores	Sr.	6-2	195	G	Dorchester, MA / O'Bryant School of Mathematics and Science
10	Daquan Holiday	So.	6-7	205	F	Allentown, PA / William Allen
0	Ky Howard	Fr.	6-3	185	G	Philadelphia, PA / The Shipley School
50	Sean McCarthy	Sr.	6-10	265	C	Scituate, MA / Loomis Chaffee School (CT)
2	PJ Miller	Sr.	6-3	175	G	Fort Washington, MD / Potomac School (VA)
22	Odera Nweke	So.	6-5	210	F/G	Richmond, TX / BF Terry
15	Terrence Smith	Fr.	6-6	195	F	Fort Lauderdale, FL / Dillard
23	Nigel Sydnor	Fr.	6-2	210	G	Baltimore, MD / St. Paul's School for Boys
24	Emmanuel Tselentakis	So.	6-5	200	G	Thessaloniki, Greece / American College of Anatolia
11	Winfield Willis	So.	6-0	180	G	Baltimore, MD / St. Paul's School for Boys (Clarion)
14	Ryan Woods	Sr.	6-5	210	G/F	Staten Island, NY / St. Peter's Boys

2011-12 STATISTICS & RESULTS



RECORD:	OVERALL	HOME	AWAY	NEUTRAL
ALL GAMES	15-17	11-4	2-12	2-1
CONFERENCE	5-5	4-1	1-4	0-0
NON-CONFERENCE	10-12	7-3	1-8	2-1

#	Player	gp-gs	min	avg	Total		3-Point		F-Throw		Rebounds					pf	dq	a	to	blk	stl	pts	avg
					fg-fga	fg%	3fg-fga	3fg%	ft-fa	ft%	off	def	tot	avg									
20	Isaiah Wilkerson	32-31	994	31.1	179-412	.434	44-118	.373	115-141	.816	87	125	212	6.6	89	3	66	53	6	56	517	16.2	
01	Chris Flores	32-28	927	29.0	152-364	.418	62-171	.363	52-74	.703	22	97	119	3.7	63	1	104	66	10	42	418	13.1	
14	Ryan Woods	29-25	640	22.1	93-210	.443	54-130	.415	40-51	.784	23	79	102	3.5	54	1	33	27	10	20	280	9.7	
03	Lamar Kearsse	32-5	747	23.3	80-224	.357	27-105	.257	41-68	.603	24	75	99	3.1	43	0	60	44	3	21	228	7.1	
02	PJ Miller	30-28	754	25.1	72-161	.447	1-5	.200	59-95	.621	22	67	89	3.0	62	0	62	61	5	30	204	6.8	
25	Arjun Ohri	32-8	519	16.2	60-154	.390	42-114	.368	13-14	.929	2	28	30	0.9	55	2	29	22	3	13	175	5.5	
05	Sammy Schickel	29-2	259	8.9	32-76	.421	22-54	.407	2-3	.667	11	28	39	1.3	20	0	14	15	4	3	88	3.0	
33	Ryan Regis	30-30	510	17.0	31-66	.470	0-0	.000	25-40	.625	31	67	98	3.3	84	5	6	38	28	11	87	2.9	
12	Kherel Silcott	29-0	365	12.6	27-55	.491	0-0	.000	22-33	.667	37	63	100	3.4	79	1	7	13	11	10	76	2.6	
10	Daquan Holiday	13-0	104	8.0	8-12	.667	0-0	.000	17-23	.739	9	19	28	2.2	13	0	8	10	8	4	33	2.5	
22	Odera Nweke	12-0	99	8.3	10-23	.435	0-4	.000	5-7	.714	3	8	11	0.9	8	0	5	7	2	3	25	2.1	
21	Garrett Frick	23-2	232	10.1	21-36	.583	0-2	.000	4-13	.308	19	24	43	1.9	36	0	5	11	2	6	46	2.0	
00	Marques Jones	22-0	236	10.7	15-50	.300	6-29	.207	5-8	.625	2	21	23	1.0	22	0	12	26	1	8	41	1.9	
50	Sean McCarthy	13-0	91	7.0	6-14	.429	0-0	.000	4-5	.800	8	23	31	2.4	15	1	1	7	4	1	16	1.2	
11	Teddy Schickel	3-1	23	7.7	1-4	.250	0-0	.000	0-0	.000	0	2	2	0.7	2	0	1	0	0	4	2	0.7	
Team											39	56	95		1		3						
Total.....		32	6500		787-1861	.423	258-732	.352	404-575	.703	339	782	1121	35.0	646	14	413	403	97	232	2236	69.9	
Opponents.....		32	6500		727-1743	.417	204-637	.320	517-746	.693	352	806	1158	36.2	539	-	404	462	119	171	2175	68.0	

TEAM STATISTICS	NJIT	OPP
SCORING	2236	2175
Points per game	69.9	68.0
Scoring margin	+1.9	-
FIELD GOALS-ATT	787-1861	727-1743
Field goal pct	.423	.417
3 POINT FG-ATT	258-732	204-637
3-point FG pct	.352	.320
3-pt FG made per game	8.1	6.4
FREE THROWS-ATT	404-575	517-746
Free throw pct	.703	.693
F-Throws made per game	12.6	16.2
REBOUNDS	1121	1158
Rebounds per game	35.0	36.2
Rebounding margin	-1.2	-
ASSISTS	413	404
Assists per game	12.9	12.6
TURNOVERS	403	462
Turnovers per game	12.6	14.4
Turnover margin	+1.8	-
Assist/turnover ratio	1.0	0.9
STEALS	232	171
Steals per game	7.3	5.3
BLOCKS	97	119
Blocks per game	3.0	3.7
ATTENDANCE	7235	34720
Home games-Avg/Game	15-482	14-2304
Neutral site-Avg/Game	-	3-823

Score by Periods	1st	2nd	OT	OT2	Totals
NJIT	1053	1141	35	7	2236
Opponents	980	1159	27	9	2175

Date	Opponent	Score	Att.	Date	Opponent	Score	Att.
11/12/11	at Manhattan	L 48-62	1406	1/21/12	TEXAS-PAN AMERICAN	w 58-57	520
11/14/11	PENN STATE ABINGTON	w 113-61	286	1/26/12	at North Dakota	L 63-80	1498
11/17/11	at Massachusetts	L 58-79	2497	1/28/12	at Utah Valley	L 58-81	3623
11/20/11	NYU-POLY	w 78-28	209	2/1/12	COLGATE	L 73-76	674
11/26/11	ST. FRANCIS (NY)	L 60-79	290	2/4/12	at Chicago State	w 73-64	842
11/30/11	at Army	w 54-53	332	2/9/12	UTAH VALLEY	Lo2 97-99	785
12/03/11	at Georgetown	L 44-84	8742	2/11/12	NORTH DAKOTA	w 72-57	553
12/6/11	at Seton Hall	L 48-78	6404	2/16/12	at Texas Pan-American	L 67-75	1104
12/12/11	ST. JOSEPH'S (NY)	w 78-50	320	02/18/12	at Houston Baptist	L 68-75	704
12/22/11	at Rutgers	L 53-77	2877	2/22/12	CSU BAKERSFIELD	Lot 70-72	602
12/28/11	FAIRLEIGH DICKINSON	w 66-53	375	2/25/12	LONGWOOD	w 94-51	492
12/30/11	at Long Island	L 74-84	527	3/3/12	CHICAGO STATE	w 58-50	1122
1/2/12	LAFAYETTE	w 78-58	349	3/8/12	vs Houston Baptist	w 65-64	612
1/7/12	at Longwood	L 70-85	517	3/9/12	vs Utah Valley	Wot 88-78	803
1/10/12	at CSU Bakersfield	L 70-71	1178	3/10/12	vs North Dakota	L 60-75	1054
1/14/12	SUNY COBLESKILL	w 95-57	275				
1/19/12	HOUSTON BAPTIST	w 85-62	383				

- Conference game



2011-12 GAME-BY-GAME HIGHS

Opponent	Date	Score	Points	Rebounds	Assists	Steals	Blocked shots
at Manhattan	11/12/11	48-62	23-Isaiah Wilkerson	5-Lamar Kears	4-Lamar Kears	2-Isaiah Wilkerson	1-Kherel Silcott
PENN STATE ABINGTON	11/14/11	113-61	18-Lamar Kears	8-Ryan Regis	6-Chris Flores PJ Miller	2-Chris Flores Daquan Holiday	1-Daquan Holiday Chris Flores Ryan Regis
at Massachusetts	11/17/11	58-79	18-Isaiah Wilkerson	8-Isaiah Wilkerson	4-Arjun Ohri	3-Chris Flores	1-Arjun Ohri Odera Nweke Ryan Regis Chris Flores
NYU-POLY	11/20/11	78-28	13-Chris Flores	4-Lamar Kears Kherel Silcott Ryan Woods Isaiah Wilkerson	3-Sammy Schickel Chris Flores	3-Chris Flores	2-Sammy Schickel
ST. FRANCIS (NY)	11/26/11	60-79	15-Isaiah Wilkerson	5-PJ Miller	3-Ryan Woods	2-Isaiah Wilkerson Chris Flores	1-PJ Miller
at Army	11/30/11	54-53	21-Lamar Kears	9-Isaiah Wilkerson	2-Chris Flores Arjun Ohri Ryan Woods	4-Isaiah Wilkerson	None
at Georgetown	12/03/11	44-84	16-Ryan Woods	6-Lamar Kears	3-Ryan Woods	3-Isaiah Wilkerson	1-Sean McCarthy Sammy Schickel
at Seton Hall	12/6/11	48-78	13-Isaiah Wilkerson	8-Sean McCarthy	4-Isaiah Wilkerson	2-Ryan Woods	None
ST. JOSEPH'S (NY)	12/12/11	78-50	19-Chris Flores	6-Isaiah Wilkerson	4-Isaiah Wilkerson	3-Isaiah Wilkerson Chris Flores	4-Ryan Regis
at Rutgers	12/22/11	53-77	12-Lamar Kears Chris Flores	7-Isaiah Wilkerson	4-Isaiah Wilkerson Chris Flores	2-PJ Miller Ryan Woods	4-Ryan Regis
FAIRLEIGH DICKINSON	12/28/11	66-53	21-Isaiah Wilkerson	6-Sean McCarthy	3-Arjun Ohri Lamar Kears	3-Isaiah Wilkerson	1-PJ Miller
at Long Island	12/30/11	74-84	16-Arjun Ohri	7-Isaiah Wilkerson	5-Chris Flores	2-Arjun Ohri	1-Isaiah Wilkerson Ryan Regis Ryan Woods
LAFAYETTE	1/2/12	78-58	23-Chris Flores	11-Chris Flores	6-Chris Flores PJ Miller	2-Isaiah Wilkerson Chris Flores	3-Ryan Regis
at Longwood	1/7/12	70-85	19-Chris Flores	7-Isaiah Wilkerson	3-PJ Miller	3-Isaiah Wilkerson	1-Ryan Woods
at CSU Bakersfield	1/10/12	70-71	24-Isaiah Wilkerson	6-Isaiah Wilkerson	5-Isaiah Wilkerson	3-Isaiah Wilkerson	1-Ryan Regis Ryan Woods Chris Flores
SUNY COBLESKILL	1/14/12	95-57	19-Ryan Woods	6-Daquan Holiday Isaiah Wilkerson	4-Arjun Ohri Chris Flores	2-PJ Miller Teddy Schickel	2-Daquan Holiday
HOUSTON BAPTIST	1/19/12	85-62	24-Isaiah Wilkerson	8-Isaiah Wilkerson	8-Chris Flores	2-Chris Flores Isaiah Wilkerson Lamar Kears	1-Lamar Kears Arjun Ohri Isaiah Wilkerson Ryan Woods Ryan Regis
TEXAS-PAN AMERICAN	1/21/12	58-57	17-Chris Flores	7-Isaiah Wilkerson	3-Chris Flores PJ Miller	2-Chris Flores PJ Miller	1-Ryan Regis
at North Dakota	1/26/12	63-80	20-Isaiah Wilkerson	10-Isaiah Wilkerson	2-Chris Flores	3-Chris Flores	None
at Utah Valley	1/28/12	58-81	19-Isaiah Wilkerson	8-Chris Flores	3-Isaiah Wilkerson	2-Chris Flores Isaiah Wilkerson	3-Chris Flores
COLGATE	2/1/12	73-76	17-Chris Flores	7-Kherel Silcott	2-Isaiah Wilkerson Chris Flores Lamar Kears	2-Isaiah Wilkerson	3-Kherel Silcott Daquan Holiday
at Chicago State	2/4/12	73-64	26-Isaiah Wilkerson	9-Isaiah Wilkerson	5-Lamar Kears	2-Lamar Kears PJ Miller	1-Garrett Frick Daquan Holiday
UTAH VALLEY	2/9/12	97-99	22-Chris Flores	7-Ryan Regis	6-PJ Miller	2-Kherel Silcott Ryan Woods PJ Miller	2-Ryan Regis

2011-12 RESULTS & LEADERS



Opponent	Date	Score	Points	Rebounds	Assists	Steals	Blocked shots
NORTH DAKOTA	2/11/12	72-57	19-Ryan Woods	8-Kherel Silcott	4-Isaiah Wilkerson	4-Isaiah Wilkerson	2-Ryan Woods
at Texas Pan-American	2/16/12	67-75	16-Isaiah Wilkerson	9-Isaiah Wilkerson	4-Chris Flores	1-Chris Flores Lamar Kearse Arjun Ohri	None
at Houston Baptist	02/18/12	68-75	15-Isaiah Wilkerson	15-Isaiah Wilkerson	4-PJ Miller Isaiah Wilkerson	2-Isaiah Wilkerson	2-Kherel Silcott
CSU BAKERSFIELD	2/22/12	70-72	23-Chris Flores	8-Kherel Silcott	4-Lamar Kearse	2-PJ Miller	1-PJ Miller Ryan Woods
LONGWOOD	2/25/12	94-51	17-Isaiah Wilkerson	7-Ryan Regis Isaiah Wilkerson	9-Lamar Kearse	3-Isaiah Wilkerson	None
CHICAGO STATE	3/3/12	58-50	15-Ryan Woods	10-Isaiah Wilkerson	5-Chris Flores	4-PJ Miller	1-PJ Miller Ryan Regis
vs Houston Baptist	3/8/12	65-64	20-Isaiah Wilkerson	5-Isaiah Wilkerson Chris Flores Ryan Woods	6-Chris Flores	3-Isaiah Wilkerson Ryan Woods	2-Chris Flores
vs Utah Valley	3/9/12	88-78	27-Chris Flores	8-Kherel Silcott	5-Chris Flores	3-Chris Flores	2-Kherel Silcott Ryan Regis
vs North Dakota	3/10/12	60-75	19-Isaiah Wilkerson	11-Isaiah Wilkerson	3-Chris Flores	2-Lamar Kearse	3-Ryan Regis

* - Conference game

Attendance Summary	Games	Attend	Avg/Game
Home	15	7235	482
Away	14	32251	2304
Neutral	3	2469	823
Total	32	41955	1311



Chris Flores

Date	Opponent	Score	Att.	High Points	High Rebounds
11/12/11	at Manhattan	48-62 L	1406	(23)Isaiah Wilkerson	(5)Lamar Kearse
11/14/11	PENN STATE ABINGTON	W 113-61	286	(18)Lamar Kearse	(8)Ryan Regis
11/17/11	at Massachusetts	58-79 L	2497	(18)Isaiah Wilkerson	(8)Isaiah Wilkerson
11/20/11	NYU-POLY	W 78-28	209	(13)Chris Flores	(4)Isaiah Wilkerson
					(4)Ryan Woods
					(4)Kherel Silcott
11/26/11	ST. FRANCIS (NY)	60-79 L	290	(15)Isaiah Wilkerson	(5)PJ Miller
11/30/11	at Army	W 54-53	332	(21)Lamar Kearse	(9)Isaiah Wilkerson
12/03/11	at Georgetown	44-84 L	8742	(16)Ryan Woods	(6)Lamar Kearse
12/6/11	at Seton Hall	48-78 L	6404	(13)Isaiah Wilkerson	(8)Sean McCarthy
12/12/11	ST. JOSEPH'S (NY)	W 78-50	320	(19)Chris Flores	(6)Isaiah Wilkerson
12/22/11	at Rutgers	53-77 L	2877	(12)Chris Flores	(7)Isaiah Wilkerson
				(12)Lamar Kearse	
12/28/11	FAIRLEIGH DICKINSON	W 66-53	375	(21)Isaiah Wilkerson	(6)Sean McCarthy
12/30/11	at Long Island	74-84 L	527	(16)Arjun Ohri	(7)Isaiah Wilkerson
1/2/12	LAFAYETTE	W 78-58	349	(23)Chris Flores	(11)Chris Flores
1/7/12	at Longwood	70-85 L	517	(19)Chris Flores	(7)Isaiah Wilkerson
1/10/12	at CSU Bakersfield	70-71 L	1178	(24)Isaiah Wilkerson	(6)Isaiah Wilkerson
1/14/12	SUNY COBLESKILL	W 95-57	275	(19)Ryan Woods	(6)Isaiah Wilkerson
					(6)Daquan Holiday
1/19/12	*HOUSTON BAPTIST	W 85-62	383	(24)Isaiah Wilkerson	(8)Isaiah Wilkerson
1/21/12	*TEXAS-PAN AMERICAN	W 58-57	520	(17)Chris Flores	(7)Isaiah Wilkerson
1/26/12	*at North Dakota	63-80 L	1498	(20)Isaiah Wilkerson	(10)Isaiah Wilkerson
1/28/12	*at Utah Valley	58-81 L	3623	(19)Isaiah Wilkerson	(8)Chris Flores
2/1/12	COLGATE	73-76 L	674	(17)Chris Flores	(7)Kherel Silcott
2/4/12	*at Chicago State	W 73-64	842	(26)Isaiah Wilkerson	(9)Isaiah Wilkerson
2/9/12	*UTAH VALLEY	97-99 Lo2	785	(22)Chris Flores	(7)Ryan Regis
2/11/12	*NORTH DAKOTA	W 72-57	553	(19)Ryan Woods	(8)Kherel Silcott
2/16/12	*at Texas Pan-American	67-75 L	1104	(16)Isaiah Wilkerson	(9)Isaiah Wilkerson
02/18/12	*at Houston Baptist	68-75 L	704	(15)Isaiah Wilkerson	(15)Isaiah Wilkerson
2/22/12	CSU BAKERSFIELD	70-72 Lot	602	(23)Chris Flores	(8)Kherel Silcott
2/25/12	LONGWOOD	W 94-51	492	(17)Isaiah Wilkerson	(7)Isaiah Wilkerson
					(7)Ryan Regis
3/3/12	*CHICAGO STATE	W 58-50	1122	(15)Ryan Woods	(10)Isaiah Wilkerson
3/8/12	vs Houston Baptist	W 65-64	612	(20)Isaiah Wilkerson	(5)Ryan Woods
					(5)Chris Flores
					(5)Isaiah Wilkerson
3/9/12	vs Utah Valley	Wot 88-78	803	(27)Chris Flores	(8)Kherel Silcott
3/10/12	vs North Dakota	60-75 L	1054	(19)Isaiah Wilkerson	(11)Isaiah Wilkerson



RECORDS BOOK

CAREER RECORDS

Points

2028 Clarence Pierce	1992-96
1909 Demond Cowins	2000-04
1875 Chris Miles	1985-89
1755 Lance Andrews	1989-93
1638 Tom Gallagher	1981-85
1617 Clayton Barker	2002-07
1577 Isaiah Wilkerson	2008-12
1390 Warren Rodgers	1983-87
1359 Jheryl Wilson	2007-11
1345 Andrew South	1992-95
1250 Reggie James	1985-89
1233 Chris Flores	2009-pres.
1231 Ken Chance	1982-86
1224 Bob Zanzalari	1978-82
1202 Marc Milbourne Swan	2003-07
1192 Sal Gagliardo	1981-85
1179 Kraig Peters	2004-08
1177 Phil Renaud	2000-04
1143 Larry Tosato	1952-56
1139 Kevin Jackson	1988-92
1118 Rich Olson	1964-68
1108 Arnold Giovannoli	1949-53
1104 Lou Mezzina	1988-92
1082 Ahmad Rasool^	2000-03
1004 Charles Brown	1985-88

^Rasool also scored 282 as a freshman at Wheeling Jesuit University for a collegiate total of 1,364.

Mars Mellish M'03 scored 546 points at Manhattan College (1997-2000) and 564 at NJIT (2001-02) for a collegiate total of 1,110.

*Arjun Ohri (Class of '12) scored 948 points at NYU-Poly (2007-09) and 291 at NJIT (2010-12) for a collegiate total of 1,239.

Scoring Average

(min. 45 games)

24.5 Larry Tosato	1952-56
22.6 Arnold Giovannoli	1949-53
19.9 Clarence Pierce	1992-96
17.2 Tom Gallagher	1981-85
17.0 Demond Cowins	2000-04

Rebounds

1191 Rich Olsen	1964-68
10?? Sal Gagliardo	1981-85
1026 Andrew South	1992-95
959 Demond Cowins	2000-04
787 Clarence Pierce	1992-96
733 Latif McMorrin	1997-00
656 Bill Triplett	1987-91
640 Lou Mezzina	1988-92
635 Bob Zanzalari	1978-82
587 Phil Renaud	2000-04

Assists

611 Lance Andrews	1989-93
485 Joe Marcotte	1993-95
388 Clayton Barker	2002-07
379 Ahmad Rasool	2000-03
361 Russell Murdock	1989-92
332 Clarence Pierce	1992-96

Blocks

358 Tory Black	1995-98
344 Andrew South	1992-95
152 Demond Cowins	2000-04
145 Dan Stonkus	2006-10
112 Ryan Regis	2008-12
76 Clarence Pierce	1992-96
63 Latif McMorrin	1997-99
54 Akida Ellerbee	1992-96
43 Jose Mikulas	2002-04
39 Phil Renaud	2000-04

Steals

273 Clarence Pierce	1992-96
216 Clayton Barker	2002-07
198 Ahmad Rasool	2000-03
158 DeShawn Charles	1998-00
153 Joe Marcotte	1993-95
143 Chris Flores	2009-pres.
128 Jheryl Wilson	2007-11
126 Akida Ellerbee	1992-96
125* Lance Andrews	1989-93
122 Demond Cowins	2000-04
115 Isaiah Wilkerson	2008-12
105 Kraig Peters	2004-08

Games Played

118 Ryan Regis	2008-12
115 Jheryl Wilson	2007-11
114 Lou Mezzina	1988-92
Bill Triplett	1987-91
113 Isaiah Wilkerson	2008-12
Kraig Peters	2004-08
Lance Andrews	1989-93
112 Demond Cowins	2000-04
Phil Renaud	200-04
111 Jeff Roberto	1990-94
110 Vinnie Williams	1987-91

Field Goals

708 Clarence Pierce	1992-96
691 Demond Cowins	2000-04
621 Chris Miles	1985-89
573 Isaiah Wilkerson	2008-12
522 Clayton Barker	2002-07
520 Andrew South	1992-95
488 Reggie James	1985-89
479 Jheryl Wilson	2007-11
435 Akida Ellerbee	1994-96
427 Chris Flores	2009-pres.
400* Lance Andrews	1989-93
397 Kraig Peters	2004-08
386 Sal Gagliardo	1981-85



Daquan Holiday

Field Goal Attempts

1572 Clarence Pierce	1992-96
1344 Isaiah Wilkerson	2008-12
1342 Clayton Baker	2002-07
1259 Demond Cowins	2000-04
1223 Jheryl Wilson	2007-11
1116 Chris Miles	1985-89
1054 Chris Flores	2009-pres.
1053 Kraig Peters	2004-08
968 Andrew South	1992-95
923 Ahmad Rasool	2000-03
844* Lance Andrews	1988-93
834 Reggie James	1985-89
737 Kevin Jackson	1988-92
731 Akida Ellerbee	1994-96

RECORDS BOOK



CAREER RECORDS



Field Goal Percentage

(min. 200 made)

65.4	Bill Triplett (253-387)	1987-91
63.9	Marc Milbourne Swan (433-678)	2003-07
59.5	Akida Ellerbee (435-731)	1994-96
58.5	Reggie James (488-834)	1985-89
58.1*	Sal Gagliardo (386-664)	1981-85

Three-Point Field Goals

259	Clarence Pierce	1992-96
229	Lance Andrews	1989-93
210	Clayton Barker	2002-07
167	Chris Flores	2009-pres.
151	Kraig Peters	2004-08
146	Isaiah Wilkerson	2008-12
137	Randle DeFalco	2001-05
132	Jheryl Wilson	2007-11
128	Chris Miles	1986-89
124	Owain States	1998-99, 00-01
120	Kevin Jackson	1989-91

Three-Point Attempts

687	Clarence Pierce	1992-96
604	Clayton Barker	2002-07
501	Lance Andrews	1989-93
467	Kraig Peters	2004-08
463	Chris Flores	2009-pres.
439	Isaiah Wilkerson	2008-12
409	Jheryl Wilson	2007-11
399	Randle DeFalco	2001-05
398	Owain States	1998-99, 00-01
306	Kevin Jackson	1989-91

Three-Point Percentage

(min. 50 made)

66.0	Reggie James (68-103)	1985-89
62.4*	Chris Miles (128-205)	1985-89
44.9	Lance Andrews (229-501)	1989-93
41.5	DeShawn Charles (102-246)	1988-00
40.1	Russell Murdock (91-224)	1989-92

Free-Throws Made

478	Demond Cowins	2000-04
416	Clarence Pierce	1992-96
371	Tom Gallagher	1981-85
357	Clayton Barker	2002-07
343	Isaiah Wilkerson	2008-12
332	Marc Milbourne Swan	2003-07
279	Latif McMorrin	1998-00
269	Jheryl Wilson	2007-11
267	Ahmad Rasool	2000-03
265	Andrew South	1992-95
263*	Lance Andrews	1989-93
234	Kraig Peters	2004-08

Free-Throw Attempts

740	Demond Cowins	2000-04
528	Clarence Pierce	1992-96
487	Marc Milbourne Swan	2003-07
454	Clayton Barker	2002-07
452	Isaiah Wilkerson	2008-12
428	Jheryl Wilson	2007-11
422	Tom Gallagher	1981-85
407	Latif McMorrin	1997-00
370*	Lance Andrews	1989-93
363	Andrew South	1992-95
358	Ahmad Rasool	2000-03

Free-Throw Percentage

(min. 75 made)

87.9	Tom Gallagher (371-422)	1981-85
84.0	Mars Mellish (100-119)	2001-02
82.3	Darrow Murdock (144-175)	1987-90
79.0*	Chris Miles (181-229)	1985-89
78.8	Clarence Pierce (416-528)	1992-96
78.6	Clayton Barker (357-454)	2002-07

**Complete information unavailable. Total is likely higher, or average different, than indicated.*



RECORDS BOOK

SINGLE SEASON RECORDS

****—school pre-NCAA era record (before 74-75)

***—school Division III era record (74-75 to 96-97)

**—school Division II era record (97-98 to 2005-06)

*—school Division I era record (2006-07 to present)

Total Points

(Top 10)

624	Clarence Pierce ***	1994-95
598	Demond Cowins **	2003-04
	Clarence Pierce	1995-96
575	Chris Miles	1988-89
570	Clayton Barker	2005-06
564	Mars Mellish	2000-01
557	Reggie James	1988-89
550	Demond Cowins	2002-03
542	Lance Andrews	1990-91
535	Akida Ellerbee	1995-96

Points Per Games

(20 ppg or above)

24.3	Clarence Pierce ***	1993-94
22.3	Gary Miller	1973-74
22.1	Clarence Pierce	1995-96
21.9	Clayton Barker **	2005-06
21.4	Demond Cowins	2003-04
20.9	Mars Mellish	2000-01
20.8	Clarence Pierce	1994-95
20.5	Arnold Giovannoli	1952-53
20.0	Jerome Anderson	1980-81

Total Rebounds

(at least 300)

402	Joe Galvao ****	1968-69
372	Andrew South ***	1993-94
370	Bob Zanzalari	1979-80
338	Latif McMorris	1998-99
335	Andrew South	1994-95
319	Andrew South	1992-93
306	Demond Cowins **	2003-04

Rebounds Per Game

(Top 10)

22.3	Joe Galvao ****	1968-69
14.2	Bob Zanzalari ***	1979-80
13.8	Andrew South	1993-94
12.6	Bob Zanzalari	1980-81
12.4	Andrew South	1994-95
12.3	Andrew South	1992-93
11.3	Latif McMorris	1998-99
11.0	Latif McMorris	1999-00
10.9	Demond Cowins **	2003-04
10.5	Clarence Pierce	1995-96

Total Assists

(Top 10)

292	Joe Marcotte ***	1994-95
217	Lance Andrews	1992-93
202	Mark Tompeck	1976-77
193	Joe Marcotte	1993-94
178	Lance Andrews	1991-92
169	Brian Joyce	1996-97
159	Clarence Pierce	1995-96
151	Russell Murdock	1989-90
147	DeShawn Charles	1999-00
133	Ahmad Rasool **	2000-01

Total Blocks

(at least 40)

198	Tory Black ***	1996-97
128	Andrew South	1993-94
111	Andrew South	1992-93
105	Andrew South	1994-95
97	Tory Black **	1997-98
63	Tory Black	1995-96
56	Demond Cowins	2003-04
49	Dan Stonkus *	2007-08
41	Dan Stonkus	2006-07

Total Steals

(Top 10)

94	Brian Joyce ***	1996-97
	Clarence Pierce	1995-96
93	DeShawn Charles **	1999-00
79	Mars Mellish	2001-02
	Joe Marcotte	1994-95
76	Clarence Pierce	1994-95
74	Joe Marcotte	1993-94
73	Ahmad Rasool	2000-01
71	Clayton Barker	2002-03
70	Lance Andrews	1992-93

3-Point Field Goals

(Top 5)

84	Clarence Pierce ***	1994-95
82	Mars Mellish **	2001-02
79	Lance Andrews	1990-91
77	Kevin Jackson	1991-92
68	Owain States	1998-99

Games Played

32	Isaiah Wilkerson*	2011-12
	Chris Flores*	2011-12
	Lamar Kears*	2011-12
	Arjun Ohri*	2011-12
31	Chris Flores	2009-10
	Gary Garris *	2008-09
	Justin Garris *	2008-09
30	many tied	

Games Started

31	Isaiah Wilkerson*	2011-12
	Gary Garris *	2008-09
30	several tied	

Field Goals Made

(Top 5 totals)

240	Chris Miles	1988-89
220	Akida Ellerbee	1995-96
216	Reggie James	1988-89
201	Demond Cowins **	2003-04
195	Demond Cowins	2002-03
	Chris Miles	1986-87

Field Goal Attempts

(Top 5)

475	Clayton Barker **	2005-06
456	Mars Mellish	2001-02
453	Chris Miles ***	1988-89
412	Isaiah Wilkerson*	2011-12
	Kevin Jackson	1991-92
391	Jheryl Wilson	2009-10

Field Goal Percentage

(Top 5)

71.3	Bill Triplett (169-237) ***	1989-90
66.1	Akida Ellerbee (185-280)	1994-95
66.1	Marc Milbourne Swan (127-192) **	2005-06
64.0	Sal Gagliardo (142-222)	1984-85
62.4	Reggie James(151-242)	1987-88

3-Point Field Goal Attempts

(Top 5 totals)

223	Mars Mellish **	2001-02
215	Clarence Pierce ***	1994-95
207	Owain States	1998-99
196	Clarence Pierce	1995-96
191	Clayton Barker	2005-06
	Owain States	2000-01

3-Point Field Goal Pct.

(min. 30 made; top 5)

67.0	Reggie James (59-88) ***	1988-89
66.1	Lance Andrews (37-56)	1989-90
63.1	Chris Miles (41-65)	1987-88
	Chris Miles (41-65)	1986-87
61.3	Chris Miles (46-75)	1988-89

Free Throws Made

(Top 5)

168	Demond Cowins **	2003-04
158	Demond Cowins	2002-03
157	Clarence Pierce ***	1995-96
137	Tom Gallagher	1984-85
134	Clarence Pierce	1994-95

Free Throw Attempts

(Top 5)

245	Demond Cowins **	2003-04
232	Demond Cowins	2002-03
221	Clarence Pierce ***	1995-96
182	Latif McMorris	1999-00
179	Marc Milbourne Swan	004-05

Free Throw Percentage

(min. 35 made; top 5)

90.4	Chris Kelley ***	1994-95
90.0	Chris Miles	1986-87
89.5	Tom Gallagher	1984-85
87.6	Tom Gallagher	1981-82
87.0	Tom Gallagher	1983-84

SINGLE GAME RECORDS / TEAM RECORDS

INDIVIDUAL SINGLE-GAME RECORDS

***—school pre-NCAA era record (before 74-75)

***—school Division III era record (74-75 to 96-97)

**—school Division II era record (97-98 to 2005-06)

*—school Division I era record (2006-07 to present)

Points (40+)

45	Clayton Barker vs. Post (CT) **	2/25/06
44	Mike Grubbs ***	1976-77
	Clarence Pierce vs. Stevens ***	1/15/94
43	Clarence Pierce vs. Manhattanville	2/1/94
42	Chris Miles vs. USMMA	2/8/88
41	Akida Ellerbee vs. Centenary (NJ)	1/18/96
40	Joe Caiola vs. Concordia (NY)	2/29/80

Rebounds

23	Andrew South vs. New York Maritime ***	3/7/94
	Vic Foster vs. William Paterson ***	1/18/88

Assists

17	Joe Marcotte vs. Southern Vermont ***	2/26/94
	Clarence Pierce vs. Centenary (NJ) ***	1/18/95
	Joe Marcotte vs. Yeshiva ***	1/25/94

Blocks

16	Tory Black vs. Polytechnic ***	2/5/97
14	Andrew South vs. Stevens ***	2/14/94

Three-Point Field Goals

8	Clarence Pierce vs. Mount St. Vincent ***	2/23/95
	Clarence Pierce vs. Manhattanville ***	2/1/94

TEAM RECORDS

Points, Season	2,761	1994-95
Points, Game	139 vs. Purchase (30)	1/26/87
Points Allowed, Game	129 by Mercy (79)	2/23/77
Least PPG Allowed	52.3	1964-65
Most PPG	96.4	1986-87
Scoring Margin, Season	26.1	1988-89
Field Goals, Season	1,047	1988-89
FG Attempts, Season	2,236	1991-92
FG Percentage, Season	553	1988-89
Field Goals, Game	60 vs. Purchase	1/26/87
FG Attempts, Game	106 vs. Purchase	1/26/87
Three-Pointers, Season	281	1991-92
3FG Attempts, Season	772	1991-92
3FG Percentage, Season	659	1986-87
Three-Pointers, Game	22 vs. Stevens	1/17/90
3PG Attempts, Game	44 vs. Pratt	11/26/91
Rebounds, Season	1,363	1994-95
Rebounds, Game	71 vs. Brad	2/19/94
Wins, Season	28	1994-95
Winning Percentage	933	1994-95

THE HIGHLANDERS IN POSTSEASON

NCAA DIVISION III

1991
1993
1994
1995
1996*

* national quarterfinals

ECAC DIVISION III METRO

1982*
1983
1985*
1986
1987
1988*
1989
1990
1992
1997

* champion

ECAC DIVISION II

1999
2001
2003



RECORDS BOOK

DIVISION I CAREER RECORDS

(Competition began in 2006-07)

Points

(min. 600)

1577	Isaiah Wilkerson	2008-12
1359	Jheryl Wilson	2007-11
1233	Chris Flores	2009-pres.
659	Kraig Peters	2006-08
603	Nesho Milosevic	2006-08
527	PJ Miller	2009-pres.
456	Lamar Kears	2010-12

Scoring Average

(min. 50 games and 10 ppg)

13.7	Isaiah Wilkerson (1577/113)	2008-12
13.3	Chris Flores (1233/93)	2009-pres.
11.8	Jheryl Wilson (1359/115)	2007-11
11.4	Kraig Peters (659/58)	2006-08
10.4	Nesho Milosevic (603/58)	2006-08

Rebounds

(min. 200)

616	Isaiah Wilkerson	2008-12
492	Jheryl Wilson	2007-11
482	Dan Stonkus	2006-10
436	Nesho Milosevic	2006-08
357	Chris Flores	2009-pres.
319	Ryan Regis	2008-10

Rebound Average

(min. of 50 games and 4 rpg)

7.5	Nesho Milosevic (436/58)	2006-08
5.5	Isaiah Wilkerson (616/113)	2008-12
4.5	Dan Stonkus (482/107)	2006-10
4.3	Jheryl Wilson (492/115)	2007-11

Assists

250	Jheryl Wilson	2007-11
247	Chris Flores	2009-pres.
221	PJ Miller	2009-pres.
199	Isaiah Wilkerson	2008-12
91	Kraig Peters	2006-08

Blocks

145	Dan Stonkus	2006-10
112	Ryan Regis	2008-12
41	Nesho Milosevic	2006-08
41	Sean McCarthy	2009-pres.

Steals

143	Chris Flores	2009-pres.
135	Isaiah Wilkerson	2008-12
128	Jheryl Wilson	2007-11
79	PJ Miller	2009-pres.
75	Justin Garriss	2007-09
59	Kraig Peters	2006-08

Games

118	Ryan Regis	2008-12
115	Jheryl Wilson	2007-11
113	Isaiah Wilkerson	2008-12
107	Dan Stonkus	2006-10
93	Chris Flores	2009-pres.
88	Sammy Schickel	2009-12
83	PJ Miller	2009-pres.

Field Goals

(top 5)

544	Isaiah Wilkerson	2008-12
479	Jheryl Wilson	2007-11
427	Chris Flores	2009-pres.
232	Nesho Milosevic	2006-08
215	Kraig Peters	2006-08

Field Goal Attempts

(top 5)

1344	Isaiah Wilkerson	2008-12
1223	Jheryl Wilson	2007-11
1054	Chris Flores	2009-pres.
613	Kraig Peters	2006-08
513	Nesho Milosevic	2006-08

Field Goal Percentage

(min. 100 made and .400)

.473	Dan Stonkus (134/283)	2006-10
.452	Nesho Milosevic (232/513)	2006-08
.405	Isaiah Wilkerson (544/1344)	2008-12
	Chris Flores (427/1054)	2009-pres.

Three-Point Field Goals

167	Chris Flores	2009-pres.
146	Isaiah Wilkerson	2008-12
132	Jheryl Wilson	2007-11
106	Kraig Peters	2006-08
63	Lamar Kears	2010-12
60	Justin Garriss	2007-09

Three-Point Attempts

463	Chris Flores	2009-pres.
439	Isaiah Wilkerson	2008-12
409	Jheryl Wilson	2007-11
314	Kraig Peters	2006-08
234	Justin Garriss	2007-09

Three-Point Percentage

(min. 30 made)

.670	Lamar Kears (63/94)	2010-12
.361	Chris Flores (167/463)	2009-pres.
.338	Kraig Peters (106/314)	2006-08
.323	Jheryl Wilson (132/409)	2007-11

Free-Throws Made

343	Isaiah Wilkerson	2008-12
269	Jheryl Wilson	2007-11
212	Chris Flores	2009-pres.
136	PJ Miller	2009-pres.
135	Nesho Milosevic	2006-08
123	Kraig Peters	2006-08

Free-Throw Attempts

452	Isaiah Wilkerson	2008-12
428	Jheryl Wilson	2007-11
314	Kraig Peters	2006-08
307	Chris Flores	2009-pres.
236	Nesho Milosevic	2006-08
230	PJ Miller	2009-pres.

Free-Throw Percentage

(min. 50 made)

.759	Isaiah Wilkerson (343/452)	2008-12
.753	Clayton Barker (55/73)	2006-07
.698	Marc Milbourne Swan (74/106)	2006-07
.690	Chris Flores (212/307)	2009-pres.
.629	Jheryl Wilson (269/428)	2007-11

RECORDS BOOK



DIVISION I SEASON RECORDS

(Division I competition began 2006-07 season)

Points

517	Isaiah Wilkerson	2011-12
438	Chris Flores	2009-10
426	Jheryl Wilson	2009-10
418	Chris Flores	2011-12
409	Isaiah Wilkerson	2010-11
382	Jheryl Wilson	2010-11
377	Chris Flores	2010-11
	Isaiah Wilkerson	2009-10

Scoring Average

(top 5 averages; min. 20 games)

16.2	Isaiah Wilkerson	2011-12
14.2	Jheryl Wilson	2009-10
14.1	Chris Flores	2009-10
13.6	Isaiah Wilkerson	2010-11
13.0	Isaiah Wilkerson	2009-10

Rebounds

234	Nesho Milosevic	2007-08
212	Isaiah Wilkerson	2011-12
202	Nesho Milosevic	2006-07
185	Isaiah Wilkerson	2010-11
176	Gary Garris	2008-09
167	Dan Stonkus	2006-07

Rebound Average

(min. 20 games)

8.1	Nesho Milosevic	2007-08
7.0	Nesho Milosevic	2006-07
6.6	Isaiah Wilkerson	2011-12
6.2	Isaiah Wilkerson	2010-11
5.8	Dan Stonkus	2006-07
5.7	Gary Garris	2008-09

Assists

104	Chris Flores	2011-12
90	PJ Miller	2010-11
76	Jheryl Wilson	2009-10
74	Chris Flores	2010-11

73	Clayton Barker	2006-07
69	Chris Flores	2009-10
	Andrew Engel	2006-07

Blocks

(min. 20)

49	Dan Stonkus	2007-08
41	Dan Stonkus	2006-07
36	Dan Stonkus	2008-09
28	Ryan Regis	2011-12
	Ryan Regis	2010-11

Steals

56	Isaiah Wilkerson	2011-12
55	Chris Flores	2009-10
49	Gary Garris	2008-09
46	Chris Flores	2010-11
42	Chris Flores	2011-12
41	Jheryl Wilson	2008-09
38	Justin Garris	2007-08

Games

32	Isaiah Wilkerson	2011-12
	Chris Flores	2011-12
	Arjun Ohri	2011-12
	Lamar Kearse	2011-12
31	Chris Flores	2009-10
	Gary Garris	2008-09
30	Isaiah Wilkerson	2010-11
	Chris Flores	2010-11
	PJ Miller	2010-11
	Jheryl Wilson	2009-10
	Sammy Schickel	2009-10

Field Goals

179	Isaiah Wilkerson	2011-12
152	Chris Flores	2011-12
151	Chris Flores	2009-10
150	Jheryl Wilson	2009-10
149	Isaiah Wilkerson	2010-11
142	Jheryl Wilson	2010-11
124	Chris Flores	2010-11

121	Isaiah Wilkerson	2009-10
134	Nesho Milosevic	2007-08

Field Goal Attempts

412	Isaiah Wilkerson	2011-12
391	Jheryl Wilson	2009-10
364	Chris Flores	2011-12
359	Chris Flores	2009-10
356	Isaiah Wilkerson	2010-11
336	Jheryl Wilson	2008-09
331	Chris Flores	2010-11

Field Goal Percentage

(min. 2.5 made per game)

.603	Marc Milbourne Swan (73/121)	2006-07
.456	Nesho Milosevic (98/215)	2006-07
.450	Nesho Milosevic (134/298)	2007-08

Three-Point Field Goals

62	Chris Flores	2011-12
58	Chris Flores	2009-10
56	Kraig Peters	2007-08
54	Ryan Woods	2011-12
51	Jheryl Wilson	2010-11
50	Kraig Peters	2006-07
47	Chris Flores	2010-11

Three-Point Attempts

171	Chris Flores	2011-12
169	Kraig Peters	2007-08
154	Chris Flores	2009-10
145	Kraig Peters	2006-07
140	Clayton Barker	2006-07
138	Chris Flores	2010-11

Three-Point Percentage

(min. 25 made and .350)

.415	Ryan Woods (54/130)	2011-12
.404	Lamar Kearse (36/89)	2010-11
.386	Jheryl Wilson (51/132)	2010-11
.377	Chris Flores (58/154)	2009-10
.373	Isaiah Wilkerson (44/118)	2011-12

.363	Chris Flores (62/171)	2011-12
.355	Isaiah Wilkerson (43/121)	2010-11

Free-Throws Made

115	Isaiah Wilkerson	2011-12
101	Isaiah Wilkerson	2009-10
93	Nesho Milosevic	2007-08
82	Chris Flores	2010-11
	Jheryl Wilson	2009-10
78	Chris Flores	2009-10

Free-Throw Attempts

159	Nesho Milosevic	2007-08
141	Isaiah Wilkerson	2011-12
138	Isaiah Wilkerson	2009-10
126	Jheryl Wilson	2009-10
124	Jheryl Wilson	2008-09
118	Chris Flores	2010-11

Free-Throw Percentage

(min. 50 made)

.816	Isaiah Wilkerson (115/141)	2011-12
.798	Kraig Peters (71/89)	2007-08
.766	Isaiah Wilkerson (59/77)	2008-09
.754	Kraig Peters (52/69)	2006-07
.753	Clayton Barker (55/73)	2006-07
.732	Isaiah Wilkerson (101/138)	2009-10



RECORDS BOOK

DIVISION I SUPERLATIVES

NJIT	TEAM	OPPONENTS
97 vs. Utah Valley (L, 97-99; 2/9/12)	POINTS	104, North Dakota State (3/1/07)
34 (34-55) vs. Houston Baptist (1/15/11)	FIELD GOALS MADE	37 (37-65), North Dakota State (3/1/07)
76 (29-76) at Longwood (2/18/08)	FIELD GOAL ATTEMPTS	71 (24-71), Longwood (1/24/09)
.618 (34-55) vs. Houston Baptist (1/15/11)	FIELD GOAL PERCENTAGE	.674 (29-43), Utah Valley (2/24/07)
18 (18-36) vs. Longwood, (2/25/12)	3 PT. FIELD GOALS MADE	16 (16-26), Utah Valley (2/28/09) 16 (16-25), North Dakota (2/23/10)
36 vs. Longwood, (2/25/12)	3 PT. FIELD GOAL ATTEMPTS	37 (12-37), UMass, (11/17/11)
36 at Maine, Vermont (12/1/07, 11/20/07)	3 PT. FG PCT. (MIN. 10 ATTS.)	.750 (9-12), Utah Valley (2/24/07)
.591(13-22), vs. Lafayette (1/2/12)	FREE THROWS MADE	37 (37-46), Lehigh (1/4/11)
28 (28-36) at Maine (12/1/07)	FREE THROW ATTEMPTS	46 (37-46), Lehigh (1/4/11) 46 (34-46), Manhattan (11/13/10)
36 vs. Maine, Vermont (12/1/07, 11/20/07)	FT PERCENTAGE (MIN 10 ATTEMPTS)	.913 (21-23), Houston Baptist (2/18/10)
.889 (16-18) vs. Utah Valley (2/2/08)	REBOUNDS	55, Utah Valley, (1/28/12)
54 at Fairleigh Dickinson (2/1/11; 1 ot)	ASSISTS	27, North Dakota State (3/1/07)
25 vs. Longwood/Chicago State, (2/25/12; 3/5/11)	STEALS	18, Chicago State (1/31/09)
14 vs. Lafayette (12/4/06)	BLOCKED SHOTS	14, La Salle (2/13/08)
13 at Fairleigh Dickinson (2/11/11; 1 ot)		

DIVISION I FIRSTS

First win—Game 1 vs. Manhattan, 56-55 (11/11/06 at Manhattan)

First basket—Marc Milbourne Swan, layup (18:31 first half)

First rebound—Swan (18:43 first half, defensive)

First assist—Clayton Barker (17:19 first half, assisted Dan Stonkus)

First steal—Courcy Magnus (15:49 first half)

First blocked shot—Dan Stonkus (5:06 first half, blocked Arturo Dubois)

First three-point basket—Andrew Engel (13:36 first half)

First lead—8-7 on Engel's three-pointer with 13:36 left in the first half

Biggest lead of opening game—two points (twice in the first half; three times in second half)

Biggest deficit of opening game—14 (trailed, 39-25, with 16:08 remaining)

Game-winning basket—Clayton Barker layup for 56-55 lead with 31 seconds remaining

First player to reach double-figure scoring—Nesho Milosevic (layup with 11:12 remaining)

First player to reach double-figure rebounding—Nesho Milosevic (4:50 remaining)

RECORDS BOOK



DIVISION I SUPERLATIVES

NJIT

INDIVIDUAL

OPPONENTS

28, Chris Flores at Houston Baptist (2/17/11)

28, Jheryl Wilson vs. South Dakota (2/12/11)

12, (12-15) Jheryl Wilson vs. South Dakota (2/12/11)

25 (7-25), Clayton Baker vs. Navy (1/2/07)

.900 (9-10) Nesho Milosevic at Lehigh (11/26/07)

6 (6-12), Chris Flores at Utah Valley (1/29/11)

6 (6-11), Jheryl Wilson vs. South Dakota (2/12/11)

6 (6-11), Chris Flores at North Dakota (2/23/10)

6 (6-12), Kraig Peters at Longwood (2/18/08)

12 (6-12), Chris Flores at Utah Valley (1/29/11)

12 (4-12), Clayton Barker vs. Navy (1/2/07)

12 (6-12), Kraig Peters at Longwood (2/18/08)

.714 (5-7), Isaiah Wilkerson vs. Chicago State (3/5/11)

14 (14-16), Isaiah Wilkerson at Lehigh (1/2/10)

16 (14-16), Isaiah Wilkerson at Lehigh (1/2/10)

1.000 (12-12), Chris Flores vs. HBU (3/12/10)

16, Nesho Milosevic at Maine (12.1.07)

8, PJ Miller vs. North Dakota (2/28/10)

8, Andrew Engel vs. Lafayette (12/4/06)

6, Chris Flores at North Dakota (2/26/11)

6, Chris Flores at Rutgers (12/19/09)

6, Andrew Engel vs. Lafayette (12/4/06)

9, Sean McCarthy at FDU (2/1/11)

POINTS

FIELD GOALS MADE

FIELD GOAL ATTEMPTS

FIELD GOAL PERCENTAGE

MIN 10 ATTEMPTS

3 PT. FIELD GOALS MADE

3 PT. FG ATTEMPTS

3 PT. FG PCT.

MIN 10 ATTEMPTS

FREE THROWS MADE

FREE THROW ATTEMPTS

FREE THROW PERCENTAGE

MIN 10 ATTEMPTS

REBOUNDS

ASSISTS

STEALS

BLOCKED SHOTS

40, Jamal Barney, Loyola (1/14/09)

13 (13-23), Antwan Carter, Longwood (2/5/11)

27 (10-27), Jamal Barney, Loyola (1/14/09)

.900 (9-10), Carl Montgomery, Chicago State (3/6/10)

.900 (9-10), Christian Wall, Chicago State (2/16/08)

10 (10-13), Patrick Mitchell, North Dakota (2/23/10)

14 (3-14), Isiah Williams, Utah Valley (3/9/12)

769, (10-13), Patrick Mitchell, North Dakota (2/23/10)

18, Jamal Barney, Loyola (1/14/09)

22, Jamal Barney, Loyola (1/14/09)

.909 (10-11), Andrew Gonzalez, HBU (3/12/10)

Note: Four players have gone 9-9 vs. NJIT)

18, Geddes Robinson, Utah Valley (1/28/12)

11, Jordan Theodore, Seton Hall (12/6/11)

11, Pierre Curtis, James Madison, (12/30/06)

11, Ryan Toolson, Utah Valley (2/28/09)

9, Paul Stoll, Texas-Pan American (1/26/08)

9, Hamady Ndiaye, Rutgers (12/19/09)



RECORDS BOOK

ALL-TIME RECORDS VS. OPPONENTS

Adelphi	3-5	Dana	0-2	Kutztown	0-1	Nova Southeastern	1-0
Albany Pharmacy	1-0	DC Teachers	1-4	Lafayette	1-4	Nyack	11-4
Alvernia	2-0	Delaware State	0-2	La Salle	0-2	Occidental	0-1
American	1-2	District of Columbia (aka DC Teachers)	1-0	LaVerne	0-1	Old Westbury	1-3
American (PR)	1-0	Dominican (NY)	8-10	Lehman	6-1	Pace	5-1
American Int'l	0-2	Dowling	2-4	Lehigh	0-4	Panzer	3-10
Army	1-3	Drew	57-17	Long Island	3-3	Paterson State	5-6
Babson	0-2	East Stroudsburg	1-3	Longwood	4-7	Paterson Teachers	5-3
Bard	7-0	Eckerd	0-1	Lowell Tech	1-1	Pattan	1-0
Barry	0-1	Elmira	1-0	Loyola (MD)	0-2	Penn	0-2
Baruch	2-0	Fairleigh Dickinson	3-0	Lycoming	1-0	Penn State	0-1
Binghamton	1-0	Fairleigh Dickinson-Madison	8-13	Maine	0-2	Navy	0-2
Bloomfield (aka Bloomfield Seminary)	17-30	Felician	7-6	Maine Machias	1-0	Penn State Abington	1-0
Bloomfield Seminary	0-3	Fitchburg State	1-0	Manhattan	1-5	Penn State-Capitol	2-1
Bentley	1-4	Florida Southern	0-1	Manhattan, SI	0-1	Philadelphia	2-4
Boston College	0-1	Florida Tech	1-1	Manhattanville	11-3	Philadelphia Bible	1-0
Boston State	1-0	Fordham	0-1	Mansfield	1-3	Philadelphia Textile	0-4
Bowie State	1-1	Franklin Pierce	0-1	Maryland	0-1	Pitt-Johnstown	0-1
Brooklyn	0-2	Georgetown	0-1	Maryland Eastern Shore	0-7	Plymouth State	0-1
Bryant	1-3	Glenville State	0-1	Marywood	1-0	NYU-Poly (aka Polytechnic, Brooklyn Poly)	51-9
Caldwell	2-11	Goldey-Beacom	12-1	Massachusetts Institute of Technology	2-1	Pratt	9-11
Cal-Riverside	1-0	Goucher	1-0	Medgar-Evers	1-0	Puerto Rico	1-0
Cal-Maritime	1-0	Hamilton	1-0	Mercy	4-3	Queens (NC)	0-1
Cathedral	2-1	Hartford	0-1	Merrimack	0-1	Queens (NY)	3-5
Catholic	1-0	Haverford	1-0	Molloy	3-4	Quinnipiac	0-1
CCNY	1-0	High Point	0-1	Monmouth	0-14	Ramapo	4-2
Centenary	3-1	Holy Family	6-6	Montclair State (aka Montclair Teachers)	4-14	Richard Stockton	0-1
Central Florida	0-2	Holy Names	0-1	Montclair Teachers	3-5	Rider	3-4
City Tech (NY)	1-0	Houston Baptist	4-7	Montevallo	1-0	Roberts Wesleyan	0-2
Clarkson	1-0	Hunter	11-12	Mt. St. Mary's	4-3	Rochester Institute of Technology	4-0
Chicago State	4-6	Husson	1-0	Mt. St. Vincent	19-2	Rollins	0-2
Coast Guard	0-2	Illinois Tech	1-3	Nat'l Agricultural	1-0	Rose-Hulman	0-1
Colgate	0-1	Indiana Tech	0-1	New Jersey City (aka JC State, JC Teachers)	11-14	Rowan (aka Glassboro State)	0-3
Columbia	0-4	Inter-American	1-0	New York Maritime	28-5	Rutgers	0-5
Columbia Pharmacy	2-0	IPFW	0-2	New York Institute of Technology	8-2	Rutgers-Camden	3-2
Concordia (NY)	9-3	James Madison	0-1	New York University	1-1	Rutgers-Newark (aka Newark, Newark Arts & Science)	31-18
Connecticut College	1-4	Jersey City State	5-13	Northeastern Bible	3-0	Rutgers Pharmacy	5-6
Cooper Union	5-5	Jersey City Teachers	6-1	North Dakota	5-3	Saint Anselm	0-1
Cornell	0-2	John Jay	6-1	North Dakota State	0-1	Saint Elizabeth	1-0
CSU Bakersfield	0-2	John Marshall	0-2	North Florida	0-1	Saint Francis	1-2
C.W. Post	5-1	Kean (aka Newark Normal, Newark Teachers, Newark State)	27-24	Norwich	1-0	Saint Michael's	0-1
Daemen	1-2						

RECORDS BOOK



ALL-TIME RECORDS VS. OPPONENTS

Saint Peter's.....0-3	St. Peter's.....0-2	Utica Tech.....1-1	Yeshiva.....37-6
Saint Joseph's.....3-0	St. Rose.....2-7	Vassar.....5-0	York (PA).....1-1
Saint Joseph's (NY).....6-0	Staten Island.....11-5	Vermont.....0-4	York (NY).....6-0
Saint Thomas Aquinas.....0-2	Stevens Tech.....47-18	Virginia.....0-1	
Saint Thomas.....1-0	Stonehill.....1-0	Wagner.....10-5	Princeton JV.....0-3
Salem State.....0-2	Stony Brook.....5-11	Washington.....0-1	Stevens Tech JV.....1-2
Sarah Lawrence.....1-0	SUNY Cobleskill.....2-0	Washington (MD).....0-1	YMCA.....2-0
Savage.....0-1	SUNY Purchase.....1-0	Washington Square.....0-2	(the three opponents listed above are non-varsity. The NCAA recognizes only results against 4-year varsity programs)
Seton Hall.....0-3	Tampa.....0-1	Webber.....1-0	
Seton Hall-Paterson.....2-2	Teikyo Post.....4-9	Webb Naval.....10-4	
Shaw.....0-3	Texas-Pan American.....4-9	Wesley.....1-0	Total Division I (2006-pres.) –
Siena.....0-2	Towson.....0-1	West Chester.....1-246-136 - .252
South Dakota.....1-3	Trenton State.....3-14	Western Connecticut.....4-6	Total Division II (1997-2006) –
South Dakota State.....1-0	UConn-Samford.....1-0	Western Maryland.....1-0118-133 - .470
Southeastern.....3-0	UMass.....0-1	West Virginia Wesleyan.....0-1	Total Division III (1994-1997) –
Southampton.....7-1	UMass Lowell.....1-0	Wilkes.....0-1388-191 - .670
Southern Vermont.....1-0	United Wesleyan.....1-0	William Paterson.....1-6	Total pre-NCAA – 2
St. Anselm.....0-2	Upsala.....10-22	Wilmington (DE).....8-464-270 - .494
St. Francis (NY).....0-2	USP.....6-6	WIT.....1-0	
St. John's (NY).....0-2	USMMA.....16-4	Worcester State.....0-1	
St. Michael's (VT).....1-0	Utah Valley.....2-11	Yale.....0-2	

ALL-TIME RECORDS VS. DIVISION I OPPONENTS

American.....0-2	James Madison.....0-1	North Dakota.....5-3	Towson.....0-0
Army1-3	Lafayette1-4	North Dakota State.....0-1	UMass.....0-1
Boston College.....0-1	La Salle.....0-2	Penn0-2	Utah Valley2-11
Bryant.....1-1	Lehigh.....0-4	Penn State.....0-1	Vermont.....0-4
Cal-State Bakersfield.....0-2	Long Island.....0-2	Providence0-0	Villanova0-0
Chicago State5-5	Longwood.....4-7	Rider.....1-2	Virginia.....0-1
Central Florida.....0-2	Loyola (MD).....0-2	Rutgers.....0-5	Wagner.....2-1
Colgate0-1	Maine.....0-2	Saint Peter's.....0-3	Washington.....0-1
Columbia.....0-3	Manhattan.....1-5	Seton Hall0-3	Yale.....0-2
Cornell.....0-2	Maryland.....0-1	Siena.....0-2	
Fairleigh Dickinson2-0	Maryland-Eastern Shore.....0-2	South Carolina State0-0	
Fordham.....0-1	Monmouth.....0-1	South Dakota.....1-3	2012-13 opponents in bold
Georgetown.....0-1	Navy.....0-2	South Dakota State.....1-0	Total Division I – 46-136
Hartford.....0-1	New Hampshire0-0	St. John's (NY)0-2	(Note: records listed are for games when both teams were competing at the Division I level)
High Point.....0-1	New Orleans0-0	St. Francis (NY)0-2	
Houston Baptist4-7	Niagara.....0-0	Stony Brook.....0-4	
IPFW.....0-2	North Carolina A&T0-0	Texas-Pan American4-9	



RECORDS BOOK

ALL-TIME ROSTER

—A—

ACCURSO, Joe 00, 01, 02
ALONSO, Caesar 87
ANDERSON, Jerome 80, 81
ANDREWS, Brent 94
ANDREWS, Lance 90, 91, 92, 93

—B—

BABER, Sean 96
BACKHUS, Fred 79
BAILEY, Jermaine 93
BALDYGA, Rich 80 81 82 83
BARKER, Clayton 03, 05, 06, 07
BAULKMAN, M. 81
BIANCO, Mike 94 95
BILALI, Kujtim 79 80 81 82
BLACK, Tory 96 97 98
BOND, Will 11
BONNER, Joe 93
BOOTH, Kevin 87
BRANNICK, Jim 79
BRIGUGILO, Al 80
BROWN, Charles 86 87 88
BROYER, Zach 92
BUBET, W. 82 83
BURGAGNI, Nick 91
BURNS, Kevin 02 03

—C—

CABRERA, Rich 91
CAIOLA, Joe 79 80
CAMPOS, Daniel 00
CASTLE, Keicy 01
CATALANO, Michael 97 98 99 00
CHANCE, Curt 86 87
CHANCE, Ken 83 84 85 86
CHARLES, DeShawn 99 00
COLEMAN, Brian 90
COLEY, Anthony 98 01
COWINS, Demond 01 02 03 04
CRESPO, Jose 96
CRUSO, James 09

—D—

DARNELL, Matt 10
DARNELL, Matt 10
DAVIS, Shondell 91 92
DEAN, Ed 97
DEERING, Harry 89



PJ Miller

DeFALCO, Randle 02 03 04 05
DEMPSEY, Will 97 98 99 00
DENCH, Brian 05 06
DIAZ, Mike 94
DiFRANCESCO, Bob 80
DIXON, Johnathan 06
DROSOS, Gus 84 85 86 87
D'ZIO, Larry 88 89

—E—

EADY, T. 82 83
EDWARDS, Kyle 05, 06, 08
ELLERBEE, Akida 93 95 96
ENGLE, Andrew 07
EPPS, Tyler 08
EYHERAMENDY, Olivier 00 01 02 03

—F—

F
FEINTUCH, Justin 00 01 02
FITZSIMMONS, Robert 10
FLORES, Chris 10 11 12
FORST, Keith 01
FOSTER, Victor 88
FRICK, Garrett 12

—G—

GAGLIARDO, Sal 82 83 84 85
GALLAGHER, Tom 82 83 84 85
GANN, K. 83 84
GARRIS, Justin 08 09
GARRIS, Gary 09 10
GOODSON, Jamal 94
GORDON, Wycliffe 97
GORESH, Keith 95
GREEN, Corey 88
GREENE, John 91 93 94 95
GRENGER, Bob 88
GRIFFING, Bill 85 86 87
GRIFFING, Bob 87
GRITZMAN, Oren 99
GULLEY, Jeff 94
GUYDAN, Tim 80 81 82 83

—H—

HALL, Kenny 96
HAMEED, Quadir 95
HARRISON, Rob 97
HARRIS, Eugene 04
HAWA, Sam 80
HENDERSON, Mark 80 81
HENDRICK, M. 83
HENRY, Jamal 96
HLAVATY, Mike 79
HOLIDAY, Daquan 12
HOLMES, Gerald 84 85 86
HURT, James 05

—I—

IFERGAN, Moti 00

—J—

JACKSON, Kevin 89 90 91 92
JAMES, Reggie 86 87 88 89
JEFFERSON, Rey 08
JOHNS, Akeil 98
JOHNSON, Brett 05 06 07 08
JOHNSON, Dytanya 11
JONES, Alex 92
JONES, Marques 12
JONES, Thomas 95
JOYCE, Brian 97

—K—

KEARSE, Lamar 11 12
KELLY, A. 84
KELLY, Christopher 95
KIELY, Yung-Kwang 02 03
KONEK, Jason 93
KOREN, Itay 99 00
KURAN, Ron 86

—L—

LASKY, Mark 92 93
LEAP, D. 82
LEE, Mike 03 04
LEDESMA, Claudio 05
LENNARD, Derek 88 90
LEWIS, Dan 07
LISOVICZ, Jim 79
LOPEZ, Nick 10
LORENG, Billy 79
LYNCH, Kevin 94 95 96 97
LYN, Brendon 08 09
LYNN, L. 82

—M—

MACZKO, Mike 09
MADRIGAL, Franklin 96
MAGNUS, Courcy 05 06 07 08
MANNING, Michael 07
MANSON, Ira 91
MARCOTTE, Joe 94 95
MARTINEZ, Paul 85
MARTINS, Matt 00 01 02
McCARTHY, Sean 10 11 12
McGEE, Norm 85 86 87 88
McKAY, Josh 04
McMORRIN, Latif 98 99 00
MEIXNER, Tom 87 88 89
MELLISH, Mars 02
MERRITT, Rod 86 87 88 89
MEZZINA, Lou 89 90 91 92
MIKULAS, Jose 03 04
MILBOURNE SWAN, Marc 04 05 06 07
MILES, Chris 86 87 88 89
MILLER, PJ 10 11 12
MILOSEVIC, Nesho 07 08
MORMILE, John 90 91
MORRISON, Carl 80 81 82 83
MURDOCK, Darrow 88 89
MURDOCK, Russell 90 91 92

RECORDS BOOK



ALL-TIME ROSTER

—N—

NGOMA, Alphonse 99
NICHOLAS, Daron 95
NWEKE, Odera 12

—O—

O'BOYLE, Ian 05
OHRI, Arjun 11 12
ONYEBUCHI, Drew 11
OUTLEY, Charles 97

—P—

PALMER, Adam 93
PASTOR, Nick 90
PATEL, J. 81
PETERSON, John 85 86 87
PETRIC, Andre 80 81
PETERS, Kraig 05 06 07 08
PICINICH, J. 84
PIERCE, Clarence 93 94 95 96
PLEASANT, Lamont 92 93
PORTO, Steve 98
POWELL, Curt 93
PRATOLA, Anthony 95
PRICE, Sean 98
PRINCE, Glenn 84 88 89

PROFET, F. 82
PUENTES, Leon 89 90 91 92

—R—

RANDOLPH, Fred 93
RANFT, Mike 01
RANKINE, Dave 98
RASOOL, Ahmad 01 02 03
REDDICK, Rashad 96
REINL, Matt 83 85 86
REGIS, Ryan 09 10 11 12
RENAUD, Phil 01 02 03 04
RICCIARDI, Steve 98
RIPOLL, John 79 80 81
ROBERTO, Jeff 91 92 93 94
ROGERS, Warren 84 85 86 87
ROSS, Haason 89
RUNFOLO, J. 81
RYAN, Mike 82 83 84 85

—S—

SCHEFFLER, Pete 80 81 82 83
SCHICKEL, Sammy 10 11 12
SCHICKEL, Teddy 09 10 11 12
SILCOTT, Kherel 11 12
SINCIRE, Teddy 00
SINGLETON, Andre 85 86

SKEMA, Paulius 08 09
SOFMAN, Steve 83 84 85 86
SOLAR, David 95
SONNEMA, Jeff 95 96 97 98
SORIANO, Wilbur 92
SOUTH, Andrew 93 94 95
SPRUILL, Joe 04 05
STARR, Jeff 98 00
STATES, Owain 99 01
STEWART, Donald 91 92 93
STEWART, Eugene 89
STONE, Alex 06 07
STONKUS, Dan 07 08 09 10
SUAREZ, Orlando 79

—T—

TAVARES, Anthony 97 98
TAYLOR, Brian 96
THOMAS, Ben 88
TOMPECK, Mark 79
TREVINO, Pedro 01
TRIPLETT, Bill 88 89 90 91

—U—

UBINSKI, Brian 95, 96, 97
URBAN, Ricky 01, 02, 04

—V—

VENEY, P. 81

—W—

WARREN, A.J. 99 00
WEEKS, Kevin 96
WHITE, Henry 03 04 05 06
WIGGINS, David 99
WILKERSON, Isaiah 09 10 11 12
WILLIAMS, B. 81 82
WILLIAMS, Vince 88 89 90 91
WILSON, Jheryl 08 09 10 11
WOODS, Ryan 12

—Y—

YANNI, Rich 79, 80

—Z—

ZANZALARI, Bob 79, 80, 81, 82
ZENTE, Joe 79

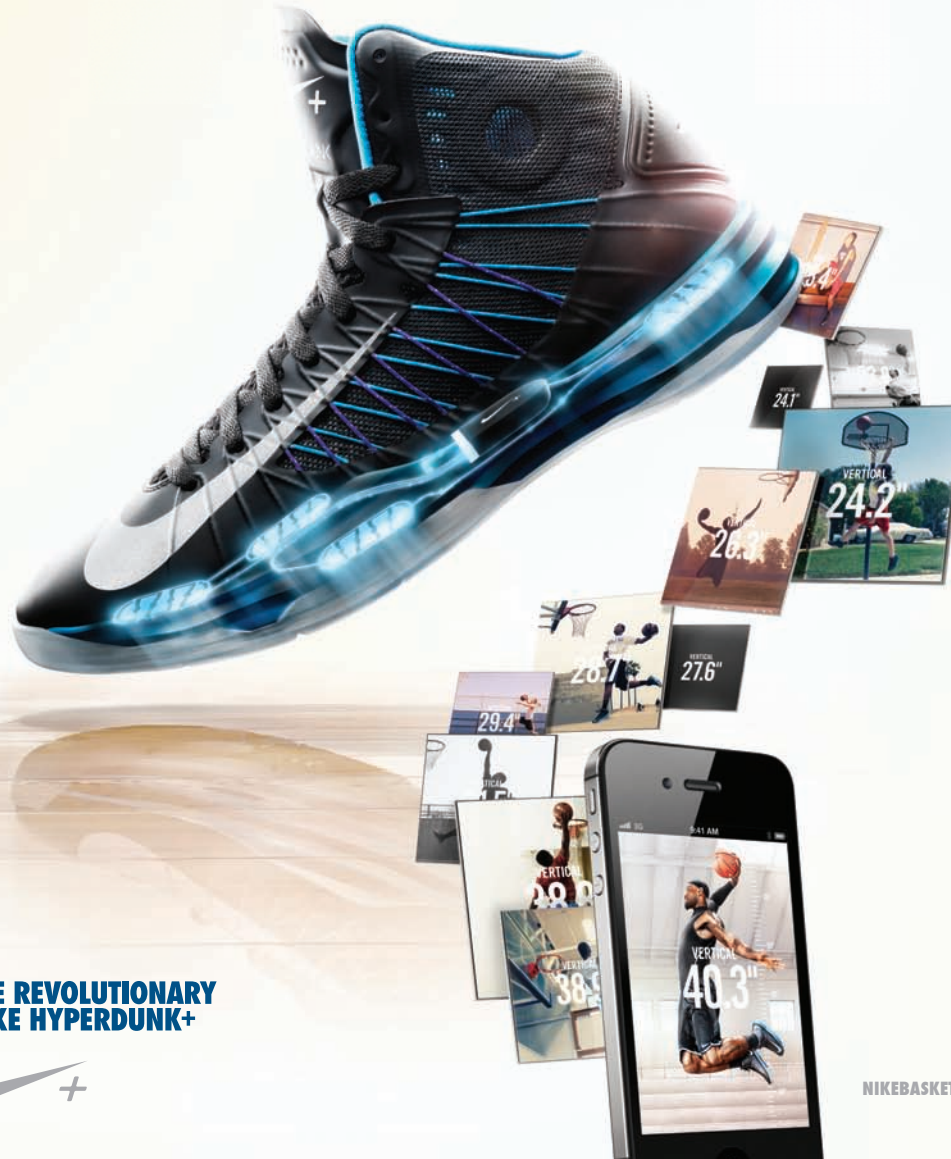
Only second year of playing season listed; i.e. 03 = 2002-03 season.

Corrections welcome - please contact Stephanie Pillari at pillari@njit.edu

Current players bold



GAME ON, WORLD.



THE REVOLUTIONARY
NIKE HYPERDUNK+



NIKEBASKETBALL.COM

RECORDS BOOK



YEAR - BY - YEAR

(NOTE: the NCAA recognizes only games against varsity teams from 4-year degree granting institutions as official contests; games against JV teams, club teams and others are listed for the historical record, but are not included in official won-lost records)

1922-23 ()

Coach: Frank Entwisle

1923-24 ()

YMCA	W 36-32
Stevens Tech JV	L 28-33
YMCA	W 58-15

1924-25 (2-2)

Upsala	W 36-31
Stevens Tech JV	L 21-24
Bloomfield Seminary	L 30-32
Webb Naval	W 34-26
Upsala	L 20-26

1925-26 (2-4)

Upsala	L
Stevens Tech	L
Wagner	L
Webb Naval	L
Webb Naval	W
Wagner	W

1926-27 (6-5)

St. Francis	W 24-14
Webb Naval	W 28-24
Pratt	L 23-29
Columbia Pharmacy	W 29-28
Washington Square	L 14-21
Upsala	L 29-31
Wagner	W 27-21
Cooper Union	W 23-20
Stevens Tech JV	W 25-21
Wagner	W 36-27
Webb Naval	L 18-32
St. Francis	L 23-27

1927-28 (3-7)

St. Francis	L 13-43
Columbia Pharmacy	W 51-35
Princeton JV	L 19-32
Newark Arts & Sciences	W 71-16
Stevens Tech	L 26-42
Washington Square	L 28-43
Newark Normal	L 19-29
Webb Naval	W 20-19
Savage	L 27-48
Upsala	L 33-29
Rider	L 28-40

1928-29 (1-7)

Long Island	
Columbia Pharmacy	
Stevens Tech	
Brooklyn Polytechnic	
Mercer Beasley	
Rider	
Long Island	
Upsala	

1929-30 (4-5)

Webb Naval	W 27-21
Drew	W 20-16
Cooper Union	L 12-28
John Marshall	L 21-55
Brooklyn Polytechnic	W 43-17
Webb Naval	L 12-13
Stevens Tech	L 21-43
Drew	W 24-18
Upsala	L 23-39
Princeton JV	L 3-19

1930-31 (8-1)

Newark Normal	W 47-18
Stevens Tech	L 25-47
Drew	W 33-18
Webb Naval	W 49-26
Brooklyn Polytechnic	W 39-37 (3 ot)
NYU	W 39-22
Webb Naval	W 38-17
Drew	W 38-33
Upsala	W 32-31

Coach: Otto Falb

1931-32 (3-6)

Brooklyn Polytechnic	L 15-31
Webb Naval	W 26-19
Drew	W 41-30
LIU	L 27-43
Dana	L 20-31
Upsala	L 28-40
Cooper Union	L 36-50
Drew	W 36-30
Brooklyn	L 14-48

1932-33 (5-4)

at Newark Normal	L 32-36
at Bloomfield Seminary	L 30-35
at Drew	W 43-25
at Brooklyn Polytechnic	W 41-29
JERSEY CITY STATE	W 30-25
DREW	W 44-29
WEBB NAVAL	W 41-26
UPSALA	L
DANA	L

Coach: Fred Bauder

1933-34 (3-6)

Newark Teachers	W 29-26
Newark Teachers	L 17-25
Drew	W 41-25
Drew	W 32-28
Upsala	L 28-72
Rutgers Pharmacy	L 24-38
Brooklyn Polytechnic	L 25-35
Webb Naval	L 22-25
Wagner	L 22-32

Coach: Fred Bauder

1934-35 (5-3)

at Princeton JV	L 24-63
at Drew	W 29-27
DREW	W 28-18
NEWARK NORMAL	W 31-29
at Rutgers Pharmacy	L 26-42
WEBB NAVAL	W 27-21
at Newark Normal	W 27-19
at Wagner	L 22-32
COOPER UNION	L 15-32

Coach: Fred Bauder

1935-36 (8-3)

at Drew	W 30-29
BLOOMFIELD SEMINARY	L 34-36
BROOKLYN POLYTECHNIC	L 25-28
at Pratt	L 20-43
DREW	W 31-28
NEWARK NORMAL	W 33-24
RUTGERS PHARMACY	W 42-34
COOPER UNION	W 27-25
WAGNER	W 36-34
at Upsala	W 34-25
at Newark Normal	W 41-39

Coach: Fred Bauder

1936-37 (5-4)

at Wagner	W 34-27
at Rutgers Pharmacy	L 26-28
DREW	L 21-25
at Newark Normal	W 34-17
at Brooklyn Polytechnic	L 34-40
at Newark	L 22-47
NEWARK NORMAL	W 36-31
UPSALA	W 37-22
DREW	W 31-18

Coach: Fred Bauder

1937-38 (8-2)

BROOKLYN POLYTECHNIC	W 42-24
RUTGERS PHARMACY	W 43-33
DREW	W 40-36 (ot)

NEWARK TEACHERS	W 70-28
at Pratt	L 40-45
at Newark Teachers	W 48-17
at Wagner	W 34-33
at Drew	W 30-28
at Newark	L 32-36
NEWARK	W 43-38

Coach: Fred Bauder

1938-39 (6-5)

CATHEDRAL	W 55-24
at Brooklyn Polytechnic	L 33-38
MONTCLAIR TEACHERS	L 35-46
at Rutgers Pharmacy	W 61-28
NEWARK TEACHERS	W 56-22
BLOOMFIELD	W 36-29
WAGNER	W 50-28
at Drew	W 47-34
at Newark	L 33-38
DREW	L 24-36
MANHATTAN, SI	L 39-41

Coach: Fred Bauder

1939-40 (9-4)

at Panzer	L 27-34
RUTGERS PHARMACY	W 49-30
At Newark Teachers	W 50-19
BROOKLYN POLYTECHNIC	W 47-34
JOHN MARSHALL	L 28-32
DREW	W 38-27
at Upsala	W 55-51
at Drew	W 51-38
at Montclair Teachers	L 28-37
PRATT	W 57-45
at Wagner	W 36-30
NEWARK	L 42-43
UPSALA	W 49-33

Coach: Fred Bauder

1940-41 (2-8)

Drew	L 29-45
Panzer	L 29-53
Brooklyn Polytechnic	L 38-46
Rutgers Pharmacy	L 40-44
Pratt	L 37-55
Newark	L 35-39
Newark Teachers	W 36-25
Drew	L 35-46
Montclair Teachers	L 47-74
Upsala	W 72-53

Coach: Fred Bauder

1941-42 ()

Coach: Fred Bauder

1942-43 (2-6)

Coach: Fred Bauder

1943-44 ()

Coach: Fred Bauder

1944-45 ()

Coach: Fred Bauder

1945-46 ()

Coach: Fred Bauder

1946-47 ()

Coach: Fred Bauder

1947-48 ()

Coach: Fred Bauder

1948-49 ()

Saint Peter's	L 69-54
---------------	---------

Coach: Fred Bauder

1949-50 (5-5)

Drew	W 57-55
Rutgers-Newark	L 44-66
Jersey City Teachers	W 76-62
Stevens Tech	W 50-48
Newark Teachers	W 69-52
Saint Peter's	L 60-65
Rutgers Pharmacy	L 43-69
Paterson Teachers	L 59-66
Drew	W 68-64
Rutgers-Newark	L 70-78

Coach: Fred Bauder

1950-51 (10-3)

12/2	at Panzer	L 64-69
12/5	at Newark Teachers	W 65-56
12/9	DREW	W 57-54
12/16	NEWARK TEACHERS	W 73-57
1/6	at Rutgers Pharmacy	W 83-67
1/13	STEVENS TECH	L 49-57
1/27	PATERSON TEACHERS	L 63-64
	Jersey City Teachers	W 84-61
2/8	at National Agricultural	W 71-41
2/17	at Rutgers-Newark	W 84-75
2/22	PANZER	W 77-75
2/24	at Drew	W
3/3	RUTGERS-NEWARK	W

Coach: Fred Bauder

1951-52 (8-7)

12/1	Drew	L 49-67
12/8	Bloomfield	L 52-59
12/15	Stevens Tech	W 53-48
1/5	Jersey City Teachers	L 33-62
1/12	Montclair State	W 59-57



RECORDS BOOK

YEAR - BY - YEAR



Sean McCarthy

1/19	Newark State	L 54-57
1/26	Panzer	W 86-61
2/2	Montclair State	W 69-62
2/6	Rutgers Pharmacy	L 59-97
2/9	Rutgers-Newark	W 66-62
2/16	Paterson State	W 78-66
2/22	Newark State	W 65-55
2/23	Drew	L 76-86
3/1	Rutgers-Newark	W 66-62
3/8	Panzer	L 73-82

Coach: Fred Bauder

1952-53 (12-5)

Coach: Fred Bauder

1953-54 ()

Coach: Fred Bauder

1954-55 (10-7)

12/4	PATERSON TEACHERS	L 89-93
12/11	at Drew	W 88-71
12/18	MONTCLAIR TEACHERS	W 92-85
1/7	at Montclair Teachers	L 79-83
1/15	NEWARK TEACHERS	W 67-63
1/22	PANZER	L 62-89
1/29	BLOOMFIELD	W 120-99
2/1	at Paterson Teachers	W 94-91
2/4	at Jersey City Teachers	W 86-71
2/5	at Panzer	L 78-91
2/7	at Rutgers-Newark	W 80-63
2/8	at Rider	W 70-66
2/12	at Bloomfield	L 72-84
2/19	RUTGERS-NEWARK	L 65-69

2/22	DREW	W 59-56
2/26	RIDER	L 64-71
3/5	STEVENS TECH	W 77-71

Coach: Fred Bauder

1955-56 (8-6)

12/3	PATERSON TEACHERS	W 103-59
12/10	at Stevens Tech	L 57-64
12/17	RUTGERS-NEWARK	W 86-66
1/7	DREW	W 83-64
1/14	PACE	W 111-73
1/21	BLOOMFIELD	L 87-91
1/31	at Paterson Teachers	W 92-85
2/3	at Panzer	L 94-105
2/7	at Rutgers-Newark	L 69-87
2/9	YESHIVA	L 61-73
2/18	at Drew	W 96-75
2/21	at Jersey City Teachers	W 85-80
2/25	PANZER	L 90-107
3/3	MONTCLAIR TEACHERS	W 90-77

Coach: Fred Bauder

1956-57 (9-6)

12/8	SETON HALL-PATERSON	W 84-79
12/15	vs. Rutgers-Newark	W 66-54
1/5	vs. Newark Teachers	W 64-49
1/12	DREW	W 73-71
1/19	COOPER UNION	W 78-60
1/26	JERSEY CITY TEACHERS	W 72-56
1/29	at Paterson Teachers	L 61-62
2/2	at Montclair Teachers	L 64-67
2/5	at Pace	W 83-64
2/9	at Bloomfield	L 71-79
2/16	at Yeshiva	L 74-99
2/21	at Panzer	L 79-98
2/23	at Drew	W 70-59
3/2	RUTGERS-NEWARK	W 66-50
3/9	STEVENS TECH	L 70-78 (ot)

Coach: Fred Bauder

1957-58 (10-6)

12/7	at Rutgers-Newark	W 67-58
12/14	at Stevens Tech	L 64-81
1/11	DREW	W 75-66
1/18	at Monmouth	L 58-75
1/25	NEWARK TEACHERS	L 74-82
1/28	PATERSON TEACHERS	W 66-64
1/30	PACE	W 73-59
2/1	at Brooklyn Polytechnic	W 86-70
2/4	MONTCLAIR TEACHERS	W 77-75
2/6	PANZER	W 74-66
2/8	at Cooper Union	L 66-80
2/15	at Drew	W 72-61
2/21	at Newark Teachers	L 92-102 (ot)
2/28	LOWELL TECH	L 69-75
3/1	RUTGERS-NEWARK	W 66-55

3/8	BLOOMFIELD	W 91-75
-----	------------	---------

Coach: Fred Bauder

1958-59 (7-8)

12/6	at Bloomfield	L 57-74
12/13	at Rutgers-Newark	W 87-78
1/10	COOPER UNION	W 80-63
1/17	MONMOUTH	L 72-80
1/24	at Newark State	L 71-84
1/27	BROOKLYN POLYTECHNIC	W 81-69
1/29	at Paterson State	L 59-73
1/31	DREW	W 77-70
2/3	at Montclair State	L 68-87
2/6	at Pace	W 97-73
2/7	NEWARK STATE	L 76-85
2/14	UPSALA	L 70-84
2/21	at Drew	W 68-62
2/28	STEVENS TECH	W 58-56
3/7	RUTGERS-NEWARK	L 77-79

Coach: Fred Bauder

1959-60 (7-10)

12/12	at Stevens Tech	L 71-79
12/19	at Rutgers-Newark	L 81-89
1/8	at Newark State	W 68-61
1/16	MONTCLAIR STATE	L 73-83
1/23	PACE	W 84-67
1/29	PATERSON STATE	W 85-77
1/30	at Brooklyn Polytechnic	L 54-60
2/4	at Monmouth	L 70-93
2/6	at Drew	W 84-75
2/9	at Jersey City State	L 61-81
2/13	at Cooper Union	W 76-71
2/20	at Upsala	L 61-115
2/27	DREW	W 92-66
3/5	RUTGERS-NEWARK	L 78-79

Coach: Fred Bauder

1960-61 (9-9)

12/3	JERSEY CITY STATE	L 54-71
12/10	RUTGERS-NEWARK	W 67-58
12/16	at Newark State	L 62-80
	at RIT	W 72-63
	vs. Illinois Tech	L 50-79
	vs. Indiana Tech	L 52-79

—Fitzgerald—

1/7	NEWARK STATE	L 65-69
1/14	at Montclair State	L 54-65
	at S. Hall-Paterson	L
1/27	at Paterson State	L 62-67
1/31	at Pace	L 69-89
2/2	DREW	W 62-60
2/7	BLOOMFIELD	W 89-77
2/9	BROOKLYN POLYTECHNIC	W 79-65
2/11	LONG ISLAND	W 74-57
2/18	at Drew	W 77-49

2/25	STEVENS TECH	W 82-61
3/4	at Rutgers-Newark	W 69-66

Coach: Fred Bauder/Joseph Fitzgerald

1961-62 (11-8)

SETON HALL-PATERSON	W 73-70
at Stevens Tech	W 65-61
RUTGERS-NEWARK	W 86-73
vs. Indiana Tech	L 67-78
vs. Brooklyn Polytechnic	W 74-58
vs. Pratt	L 49-51
2/1 at Newark State	L 61-62
MONTCLAIR STATE	L 70-82
PATERSON STATE	L 61-73
Monmouth	L 75-100
NEWARK STATE	L 86-87
at Drew	W 66-62
Trenton State	W 74-66
Brooklyn Polytechnic	W 82-62
Long Island	W 100-79
DREW	W 88-75
At Bloomfield	L 80-94
2/24 at Jersey City State	W 67-61
3/2 at Rutgers-Newark	W 66-61

Coach: Joseph Fitzgerald

1962-63 ()

12/1	at Seton Hall-Paterson	L 73-88
12/8	DREW	
12/15	NEWARK STATE	L 67-98
1/5	at Rutgers-Newark	
1/11	at Montclair State	
1/19	JERSEY CITY STATE	
1/26	at Brooklyn Polytechnic	
1/29	at Monmouth	
2/1	at Pratt	L
2/5	TRENTON STATE	W
2/7	UPSALA	L
2/9	LONG ISLAND	W
2/16	at Drew	W
2/21	LOWELL TECH	W
2/23	STEVENS TECH	W 74-48
3/2	Rutgers-Newark	W

Coach: Joseph Fitzgerald

1963-64 (8-11)

Coach: Joseph Fitzgerald

1964-65 (9-4)

Coach: Joseph Fitzgerald
Led NAIA in scoring defense (52.3 ppg)

1965-66 (11-8)

Paterson State	W 90-69
Hunter	W 67-53
Delaware State	L 63-69

vs. Stevens Tech	W 68-44
vs. Fairleigh Dickinson	W 66-56
Montclair State	W 65-55
Jersey City State	L 50-71
Monmouth	L 57-70
Rutgers-Newark	L 48-59
DC Teachers	L 93-95
Delaware State	L 55-91
Pratt	W 57-54
Trenton State	L 64-96
Drew	L 53-56
FDU-Madison	W 74-66
Newark State	W 69-64
Brooklyn Polytechnic	W 71-59
Stevens Tech	W 91-59
Bloomfield	W 89-82

Coach: Joseph Fitzgerald

1966-67 (11-8)

UPSALA	L 56-64
NEWARK STATE	W 82-62
BROOKLYN POLYTECHNIC	W 79-38
vs. Bloomfield	W 91-61
at Montclair State	L 54-69
Rutgers-Newark	W 64-62
DC TEACHERS	L 52-58
at Monmouth	L 46-76
at Trenton State	L 71-94
RIT	W 69-60
RUTGERS-NEWARK	W 70-49
1/31 at Boston State	W 59-57
2/1 at Bentley	L 65-86
2/4 JERSEY CITY STATE	L 58-72
2/11 FDU-MADISON	W 67-60
MONTCLAIR STATE	L 74-86
Paterson State	W 80-58
STEVENS TECH	W 73-42
at Bloomfield	W 74-70

Coach: Lou Torricollo

1967-68 (13-7)

12/2	UPSALA	W 65-60
12/9	BENTLEY	W 79-76
12/16	MONTCLAIR STATE	L 71-81
	PRATT	W 83-74
	vs. Monmouth	L 66-75
	vs. Upsala	L 59-60
	at Brooklyn Polytechnic	W 82-55
	at Newark State	W 73-64
	TRENTON STATE	L 73-82
	at DC Teachers	W 112-85
	at Southeastern	W 64-45
	at Rutgers-Newark	W 79-62
	PATERSON STATE	W 89-66
	at Jersey City State	L 65-67
	at FDU-Madison	L 65-81

RECORDS BOOK



YEAR - BY - YEAR

RIT	W 109-87
MONMOUTH	L 69-71
at Drew	W 81-50
at Stevens Tech	W 103-59
at Bloomfield	W 97-78

Coach: Lou Torciocollo

1968-69 (6-12)

11/30 at Upsala	L 49-57
12/6 LEHMAN	L 50-58
12/14 at Montclair State	L 47-77
12/20 at Hunter	W 69-59
12/27 at Montclair State	L 53-77
1/3 Pratt	W 75-59
1/10 BROOKLYN POLYTECHNIC	W 75-33
NEWARK STATE	L 66-70
at Trenton State	L 46-64
at Bentley	L 94-97
RUTGERS-NEWARK	W 57-56
at Paterson State	L 81-84
JERSEY CITY STATE	L 58-61
FDU-MADISON	L 68-73
at Monmouth	L 73-97
STEVENS TECH	W 70-47
DREW	W 92-45
at Bloomfield	L 73-74

Coach: Lou Torciocollo

1969-70 (7-13)

UPSALA	L 81-102
BENTLEY	L 77-100
Brooklyn Polytechnic	W 77-68
MONTCLAIR STATE	L 59-101
at Rutgers-Newark	W 67-65
BLOOMFIELD	L 52-69
NEWARK STATE	W 90-76
PRATT	L 66-67
at Newark State	W 74-72
TRENTON STATE	L 44-74
at DC Teachers	L 83-91
at Southeastern	W 78-73
HUNTER	L 35-51
PATERSON STATE	L 71-81
at Jersey City State	L 56-76
at FDU-Madison	L 66-110
Monmouth	L 70-87
Stevens Tech	W 62-47
at Drew	W 50-45
at Bloomfield	L 57-72

Coach: Lou Torciocollo

1970-71 (6-13)

at Upsala	L 60-67
STEVENS TECH	W 57-55
at Montclair State	L 62-85
ST. ELIZABETH	W 76-75

RUTGERS-NEWARK	W 58-52
STEVENS TECH	W 47-46
BLOOMFIELD	L 45-61
PRATT	W 87-76
NEWARK STATE	L 58-63
1/16 at Trenton State	L 58-74
at Hunter	L 55-73
FDU-MADISON	L 57-59
at Salem State	L 69-95
at Bentley	L 56-75
at Paterson State	L 92-113
BROOKLYN POLYTECHNIC	W 87-80
at Monmouth	L 79-115
JERSEY CITY STATE	L 61-89
DREW	W 90-61
at Bloomfield	L 69-78

Coach: Lou Torciocollo

1971-72 (4-16)

UPSALA	L 60-110
PRATT	L 74-76
at Stevens Tech	L 72-91
MONTCLAIR STATE	L 69-107
at Rutgers-Newark	L 56-64
DREW	W 77-66
STEVENS TECH	L 54-71
at Newark State	L 58-66
TRENTON STATE	L 71-88
HUNTER	L 65-73
at Southeastern	W 100-62
at DC Teachers	L 69-87
at FDU-Madison	L 67-96
at William Paterson	L 79-92
NY MARITIME	W 70-45
BABSON	L 85-87
MONMOUTH	L 76-114
at Jersey City State	L 73-97
at Drew	W 81-70
at Bloomfield	L 61-96

1972-73 (4-16)

at Montclair State	L 48-99
11/16 RUTGERS-NEWARK	L 57-60
12/18 STEVENS TECH	L 66-79
BLOOMFIELD	L 43-58
1/6 NEWARK STATE	L 65-75
at Trenton State	L 53-83
1/20 at Hunter	L 81-104
1/24 BROOKLYN POLYTECHNIC	W 73-57
1/27 FDU-MADISON	L 73-85
1/30 at William Paterson	L 68-92
2/2 at Quinnipiac	L 72-94
2/3 at Babson	L 78-87
2/10 at Monmouth	L 63-120
2/16 at NY Maritime	W 83-67
2/17 JERSEY CITY STATE	L 49-83
2/19 DREW	L 71-72

2/23 at Pratt	W 66-56
3/3 at Bloomfield	L 55-72

Coach: Rem Becker

1973-74 (4-16)

Coach: Rem Becker

1974-75 (5-10)

First year NCAA

Coach: Rem Becker

1975-76 (3-17)

Brooklyn Polytechnic	W 87-61
Stevens Tech	L 57-86
Rutgers-Camden	L 67-87
Rutgers-Newark	L 58-62
Yeshiva	L 61-78
Pratt	W 63-58
Stevens Tech	L 59-77
Worcester State	L 49-97
MIT	L 63-92
FDU-Madison	L 69-104
Plymouth State	L 58-68
Pratt	L 60-77
Mercy	W 101-90 (ot)
Dominican (NY)	L 57-73
Jersey City State	L 52-86
NY Maritime	L 53-57
Drew	L 50-63 (2 ot)
Connecticut College	L 75-77
Bloomfield	L 64-82

* Independent Athletic Conference (0-4)

Coach: Rem Becker (17-65)



Daquan Holiday

1976-77 (5-18)

STEVENS TECH	W 65-63
BLOOMFIELD	L 64-79
POLYTECHNIC	W 105-73
RUTGERS-NEWARK	W 67-64
at John Jay	L 62-90
KEAN	L 71-91
at Yeshiva	L 86-88
DOMINICAN (NY)	W 80-71
at Pratt	L 80-102
at Dominican (NY)	L 67-77
at Drew	L 76-101
at MIT	W 53-50
FDU-MADISON	L 76-84
at USMMA	L 63-98
at Coast Guard	L 63-81
at Connecticut College	L 57-69
at Jersey City State	L 44-70
at Stevens	L 69-72
at NY Maritime	L 75-82
at Concordia (NY)	L 69-66
at Pratt	L 87-96
MERCY	L 79-129
at Bloomfield	L 51-89

Coach: Jim Rake

1977-78 (4-21)

Stony Brook	L 42-105
-------------	----------

Coach: Jim Rake

1978-79 (5-17)

12/8 at Connecticut College	L 69-95
12/9 at Coast Guard	L 26-58
12/13 KEAN	L 51-87
12/16 Yeshiva	L 57-67
1/6 at FDU-Madison	L 72-88
1/8 DREW	L 64-95
1/15 at Ramapo	L 67-80
1/20 Rutgers-Newark	L 76-109
1/27 at Bloomfield	L 63-81
1/31 STATEN ISLAND	W 57-53
2/3 at Jersey City State	L 70-114
2/5 NYIT	W 54-50
2/9 at NY Maritime	L 60-77
2/10 at Stevens Tech	L 71-98
2/17 at Drew	L 63-94
2/23 at Penn State-Capitol	L 51-61
-----	W
2/26 at Dominican (NY)	L 97-110
2/28 YESHIVA	W 95-67
Concordia (NY)	L 74-78

Coach: Jim Rake

1979-80 (20-7)

St. Joseph's (NY)	W 92-57
12/1 POLYTECHNIC	W 39-36 (ot)
12/4 at Northeastern Bible	W 73-40
12/7 Washington (MD)	L 65-74
Hunter	L 45-46
12/12 at Kean	W 84-74 (ot)
12/13 SARAH LAWRENCE	W 90-40
12/15 Dominican (NY)	W 61-58
St. Joseph's	W 95-36
12/22 PHILADELPHIA BIBLE	W 78-52
1/5 Yeshiva	W 84-65
1/7 at Drew	L 60-65
Ramapo	W 63-59
1/16 CONN. COLLEGE	W 88-58
1/19 Rutgers-Newark	L 44-50
1/22 FDU-MADISON	W 76-74 (2 ot)
1/26 at Stevens Tech	W 56-49
2/2 BLOOMFIELD	W 47-44
2/8 NY MARITIME	L 64-70
2/9 STEVENS TECH	W 72-60
2/13 YESHIVA	L 63-70
2/15 at Alvernia	W 61-52
2/16 at United Wesleyan	W 75-56
2/21 DREW	W 54-49
2/23 PENN ST.-CAPITOL	W 75-57
at Polytechnic	L 60-63
2/29 CONCORDIA (NY)	W 95-68

^ Hunter later forced to forfeit

Coach: Jim Catalano

1980-81 (14-9)

11/25 NORTHEASTERN BIBLE	W 74-44
12/1 at Yeshiva	W 65-44
POLYTECHNIC	W 55-38
Dominican (NY)	W 94-60
12/13 St. Thomas Aquinas	L 76-99
LEHMAN	W 46-45
1/6 at Concordia (NY)	W 70-68
1/7 at Bloomfield	L 56-65
1/10 DREW	L 60-86
Ramapo	L 56-65
1/17 RUTGERS-NEWARK	W 60-53
1/24 STEVENS TECH	W 55-42
FDU-Madison	L 42-44
at NY Maritime	L 57-65
2/10 YESHIVA	W 68-46
2/14 at Connecticut College	L 55-62
2/17 BLOOMFIELD	W 64-61
2/18 at Polytechnic	L 52-59 (ot)
Stevens	L 59-60
2/23 at Drew	W 65-63
Cathedral	W 84-73
at Alvernia	W 68-65
at PennState-Capitol	W 58-57

Coach: Jim Catalano



RECORDS BOOK

YEAR - BY - YEAR

1981-82 (23-5)

Bard	W 85-24
Concordia (NY)	W 69-65
11/24 NORTHEASTERN BIBLE	W 87-32
11/28 at Trenton State	L 63-72
12/4 at NYIT	W 72-48
Cathedral	W 91-62
12/9 Yeshiva	W 60-59
MIT	W 73-53
Florida Tech	W 69-65
1/9 at Drew	L 70-79
Rutgers-Newark	W 73-64
at Stevens Tech	W 82-62
1/25 at William Paterson	L 63-78
1/27 at Bloomfield	L 50-65
Mt. St. Vincent	W 96-63
at Old Westbury	L 58-64
Mt. St. Vincent	W 60-51
Yeshiva	W 62-45
NY Maritime	W 78-63
St. Joseph's (NY)	W 88-61
NYIT	W 55-28
Stevens Tech	W 77-63
Drew	W 66-52
FDU-Madison	W 72-65
Drew	W 79-73 (ot)
NY Maritime	W 88-72
Baruch@	W 79-67
John Jay@	W 81-63

@ ECAC Tournament

ECAC D-III NY-Metro Champions

Coach: Jim Catalano

1982-83 (19-7)

St. Joseph's (NY)	W 88-59
York (NY)	W 60-53
Trenton State	W 58-54
Kean	L 71-81
Polytechnic	W 68-53
Yeshiva	W 91-60
Mount St. Vincent	W 65-50
Illinois Tech	W 76-70
Binghamton	W 74-72
FDU-Madison	L 72-78
Rutgers-Newark	W 86-68
Upsala	L 72-82
Stevens	W 91-68
William Paterson	L 70-73
Bloomfield	L 66-77
Drew	W 83-66
3/2 at NY Maritime	W 63-62
Staten Island@	L

@ ECAC Tournament

Coach: Jim Catalano

1983-84 (12-12)

BARUCH	W 79-70
VASSAR	W 92-58
vs. Rose-Hulman	L 62-77
vs. RIT	W 85-74
at Illinois Tech	L 77-94
YESHIVA	W 94-57
vs. Trenton State	L 59-64
vs. Upsala	L 59-71
vs. Kutztown State	L 77-85
FDU-MADISON	W 67-63
at Rutgers-Newark	W 71-63
UPSALA	L 69-91
at Stevens Tech *	W 76-66
at William Paterson	L 63-86
at Bloomfield	W 55-53
POLYTECHNIC *	W 82-47
at Drew *	L 77-85
at Old Westbury	L 50-75
at Yeshiva *	W 62-50
NY MARITIME *	W 76-52
at St. Thomas Aquinas	L 67-91
at Kean	L 75-76 (ot)
STEVENS TECH *	W 67-56
DREW *	L 56-60

* Independent Athletic Conference (5-2)

Coach: Jim Catalano

1984-85 (22-7)

11/27 MT. ST. VINCENT	W 103-75
vs. Fitchburg State	W 83-68
vs. NY Maritime	W 66-50
12/6 TRENTON STATE	L 64-66
12/8 NY MARITIME	W 91-70
12/12 at Yeshiva	W 91-61
12/28 vs. Montclair State	W 75-73
12/29 at Upsala	L 82-92
1/4 POLYTECHNIC	W 90-45
at FDU-Madison	W 77-59
1/11 NORWICH	W 75-57
1/12 RUTGERS-NEWARK	W 118-79
1/19 STEVENS TECH	W 83-66
1/21 WILLIAM PATERSON	L 67-70
1/23 BLOOMFIELD	L 66-70
1/26 at Polytechnic	W 94-65
1/31 OLD WESTBURY	W 69-63
2/2 at Upsala	L 81-90
2/6 YESHIVA	W 102-62
2/8 at NY Maritime	W 75-61
2/9 VASSAR	W 96-62
2/11 at St. Thomas Aquinas	L 62-96
Kean	W 103-84
2/16 at Stevens Tech	L 60-67
2/20 at Drew	W 68-66
2/27 at Stevens Tech	W 89-68
3/2 JERSEY CITY ST.@	W 89-84
3/6 LEHMAN@	W 57-55
3/9 USMMA@	W 70-68

* Independent Athletic Conference (8-1)

@ ECAC Tournament

ECAC D-III NY-Metro Champion

Coach: Jim Catalano

1985-86 (16-10)

1/3 at Fairleigh Dickinson	L 65-97
----------------------------	---------

@ ECAC Tournament

Coach: Jim Catalano

1986-87 (23-4)

11/21 ROBERTS WESLEYAN	L 78-79
CCNY	W 108-67
12/1 at Queens (NY)	L 68-80
12/3 MT. ST. VINCENT	W 130-51
NY MARITIME *	W 120-69
RAMAPO	W 112-84
12/10 at Yeshiva *	W 90-76
at Polytechnic *	W 108-54
at Rutgers-Camden	W 74-65
1/7 KEAN	W 85-68
1/13 at Nyack	W 90-77
1/14 TRENTON STATE	L 73-81
1/17 STEVENS TECH *	W 110-62
POLYTECHNIC *	W 108-54
1/26 at SUNY-Purchase	W 139-30

1/28 at Drew	W 88-54
at Western Connecticut *	W 83-74
2/2 EAST STROUDSBURG	W 90-88
2/4 YESHIVA *	W 85-52
VASSAR	W 74-51
2/9 USMMA	W 73-55
at Stevens Tech *	W 88-52
at NY Maritime *	W 94-53
WESTERN CONNECTICUT *	W 93-77
MT. ST. MARY'S (NY)	W 74-55
LEHMAN@	W 55-49
3/11 OLD WESTBURY@	L 55-61

* IAC (10-0)

@ ECAC Tournament

Coach: Jim Catalano

1987-88 (22-7)

11/30 at Ramapo	W 85-50
12/2 DREW	W 73-63
12/5 at NY Maritime *	W 103-61
12/9 at Yeshiva *	W 75-68
12/23 at John Jay	W 107-80
12/28 at Saint Peter's	L 60-84
12/29 WPI	W 91-78
12/30 FDU-MADISON	L 78-87
1/4 RUTGERS-CAMDEN	L 82-85
1/6 at Kean	L 78-80
1/11 at Webber	W 98-88
1/13 at Trenton State	L 86-111
1/16 at Stevens Tech *	W 93-68
1/18 WILLIAM PATERSON	W 75-70
1/20 POLYTECHNIC *	W 87-57
1/27 PRATT *	W 96-51
1/30 WESTERN CONNECTICUT *	W 87-74
2/1 at East Stroudsburg	L 69-81
2/3 YESHIVA *	W 74-71
2/6 at Vassar	W 74-65
2/8 USMMA	W 100-84
2/10 at Polytechnic *	W 100-55
2/13 STEVENS TECH *	W 72-51
2/15 NY MARITIME *	W 82-55
2/20 at Western Connecticut *	L 75-86
2/23 NYACK	W 101-64
HUNTER@	W 96-81
at FDU-Madison@	W 92-75
at Jersey City State@	W 103-93

* IAC (9-1)

@ ECAC Tournament

ECAC D-III Metro Champions

Coach: Jim Catalano

1988-89 (23-6)

11/18 vs. Albany Pharmacy	W 96-49
11/19 at Hunter	W 83-70
11/23 at Rutgers-Camden	W 81-71
11/26 DAEMEN	W 88-75

11/28 RAMAPO	W 87-83
12/1 at Polytechnic *	W 106-43
12/3 at NY Maritime *	W 91-63
12/7 YESHIVA *	W 95-52
12/21 TRENTON STATE	L 76-96
12/30 JOHN JAY	W 88-60
1/4 KEAN	W 83-81
1/7 MONTCLAIR STATE	L 79-81
1/10 at Inter-American	W 94-75
1/14 STEVENS TECH *	W 114-33
1/18 at Southampton	W 87-86
1/26 at Yeshiva *	W 79-62
1/28 at Western Connecticut *	L 67-80
2/1 at Drew	W 88-73
2/6 at USMMA	W 83-70
2/10 at York (NY)	W 107-78
2/11 at Stevens Tech *	W 124-64
2/13 at NY Maritime *	W 108-72
2/15 VASSAR	W 113-62
2/18 WESTERN CONNECTICUT *	W 182-84
2/20 POLYTECHNIC *	W 121-57
2/23 at Stony Brook	L 69-75
Mt. St. Vincent@	W 87-78
Stony Brook@	W 88-79
Kean @	L 97-116

* IAC (8-2)

@ ECAC Tournament

Coach: Jim Catalano

1989-90 (19-10)

11/22 RUGERS-CAMDEN	W 92-71
11/29 DREW	W 75-71
12/2 NY MARITIME *	W 110-76
12/6 at Yeshiva *	W 75-74
12/8 vs. Medgar Evers	W 85-78
12/9 at Utica Tech	L 70-86
12/11 STONY BROOK \$	L 82-88
12/13 SOUTHAMPTON	W 92-77
12/22 BLOOMFIELD	W 89-58
12/23 FDU-MADISON	L 62-67
1/3 LEHMAN	W 90-49
1/15 at Kean	L 100-120
1/18 at Stevens Tech	W 79-67
1/25 YESHIVA *	W 99-63
1/27 STATEN ISLAND \$	W 92-60
1/29 POLYTECHNIC *	W 109-60
1/31 at Mt. St. Vincent *	L 77-81
2/2 at York (NY)	W 103-70
2/6 at USMMA \$	L 68-75
2/8 at John Jay	W 88-79
2/10 STEVENS TECH *	W 115-52
Hunter \$	L 71-98
2/13 at NY Maritime *	W 119-83
2/17 WESTERN CONNECTICUT *	W 181-84
Polytechnic *	W 84-76
Mt. St. Vincent *	W 106-88



Ryan Woods

RECORDS BOOK



YEAR - BY - YEAR

at Western Connecticut * L 56-97
Upsala@ W 93-92
Stony Brook@ L 72-85

* IAC (9-3)
\$ Skyline (1-3)
@ ECAC Tournament
Coach: Jim Catalano

1990-91 (25-5)

12/1 at NY Maritime * W 121-79
12/3 YESHIVA * W 86-66
12/5 at Manhattanville \$ W 78-77
12/8 UTICA TECH W 89-76
12/11 STONY BROOK \$ L 78-81
12/13 HUNTER \$ W 96-88
12/27 vs. American W 102-98
1/4 vs. Catholic W 80-68
1/5 at York (PA) W 83-71
1/10 POLYTECHNIC * W 124-55
1/12 at Hunter \$ L 86-96
1/14 STATEN ISLAND \$ W 115-88
1/17 STEVENS TECH * W 124-74
1/22 USMMA \$ W 82-47
1/26 at Staten Island \$ W 92-72
1/29 at Yeshiva * W 78-65

2/1 CENTENARY (NJ) W 115-74
2/2 DREW W 83-64
2/4 MANHATTANVILLE \$ W 84-69
2/6 at USMMA \$ W 82-47
2/8 MT. ST. VINCENT * W 84-69
2/12 NY MARITIME * W 139-93
2/15 at Polytechnic * W 119-70
2/16 at Western Connecticut * L 72-83
2/18 at Stevens Tech * W 101-75
2/20 at Stony Brook L 79-92
2/21 POLYTECHNIC + W 115-65
2/22 MT. ST. VINCENT + W 105-70
2/23 WESTERN CONNECTICUT + W 82-74
2/28 GLASSBORO ST @ L 80-88
* IAC (9-1)
\$ Skyline (6-2)
+ IAC Tournament
@ NCAA Tournament
NCAA First Round
Coach: Jim Catalano

1991-92 (24-6)

11/26 PRATT W 137-68
11/30 STATEN ISLAND \$ W 98-87
12/2 at Yeshiva * W 81-67
12/4 MANHATTANVILLE \$ W 102-75
12/6 vs. Centenary W 116-95
12/7 vs. Upsala W 97-79
12/10 STONY BROOK \$ W 91-75
12/12 at Hunter \$ L 84-92
12/30 at Florida Tech L 78-93
1/4 YESHIVA * W 86-76

1/11 HUNTER \$ L 78-87
1/13 at Staten Island \$ W 118-109
1/16 at Stevens Tech * W 91-73
1/18 NY MARITIME * W 118-53
1/21 at USMMA \$ W 79-63
1/25 at Polytechnic * W 123-83
1/27 USMMA \$ W 71-61
1/31 YORK (NY) W 100-70
2/3 at Manhattanville \$ L 72-73
2/7 at Mt. St. Vincent * W 104-89
2/8 POLYTECHNIC * W 110-85
2/10 ADELPHI W 72-65
2/13 at Stony Brook \$ L 65-88
2/15 BARD * W 118-63
2/17 STEVENS TECH * W 109-79
2/20 NY Maritime + W 87-70
2/22 Mt. St. Vincent + W 96-72
3/7 John Jay@ W 106-84
3/11 FDU-Madison@ W 79-76
3/14 Glassboro State@ L 84-91
* IAC (9-0)
\$ Skyline (6-4)
+ IAC Tournament @ ECAC Tournament
Coach: Jim Catalano

1992-93 (22-4)

11/30 YESHIVA * W 83-52
12/2 at Manhattanville \$ W 91-74
12/5 STEVENS TECH * W 104-56
12/7 STATEN ISLAND \$ W 104-72
12/9 at Stony Brook \$ L 69-80
12/11 vs. Lycoming W 94-55
12/12 at Western Maryland W 78-73
1/7 AMERICAN (PR) W 81-67
1/9 HUNTER \$ W 85-80
1/17 at NY Maritime * W 96-55
1/19 at USMMA \$ W 94-78
1/21 at Staten Island \$ W 109-85
1/23 POLYTECHNIC * W 115-43
1/25 USMMA * W 84-43
1/27 at Adelphi L 73-78
1/30 at Hunter \$ L 67-75
2/2 MANHATTANVILLE \$ W 67-60
2/5 MT. ST. VINCENT * W 123-95
2/7 at Polytechnic * W 123-67
2/11 STONY BROOK \$ W 82-62
2/15 at Stevens Tech * W 99-54
2/18 at Yeshiva * W 92-59
2/20 at Bard * W 106-50
2/23 vs. Stevens Tech + W 90-63
2/25 vs. Yeshiva + W 71-50
3/6 Hunter@ L 70-83
* IAC (9-0)
\$ Skyline (8-2)
+ IAC Tournament
@ NCAA Tournament
NCAA Second Round
Coach: Jim Catalano

1993-94 (23-4)

12/4 vs. Wesley W 93-72
12/5 at York (PA) L 56-67
12/10 at USMMA \$ W 65-58
1/3 YORK (NY) W 89-62
1/5 USMMA \$ W 76-57
1/7 vs. Clarkson W 77-57
1/8 at Wilkes L 60-74
1/13 at Hunter \$ L 77-92
1/15 at Stevens Tech * W 87-49
1/22 at Polytechnic* W 113-68
1/25 at Yeshiva * W 95-55
1/29 HUNTER \$ W 84-62
2/1 MANHATTANVILLE \$ W 96-64
2/3 at Staten Island \$ W 77-66
2/5 at Mt. St. Vincent \$ W 94-72
2/7 POLYTECHNIC \$ W 96-54
2/10 at Stony Brook \$ W 66-61
2/14 STEVENS TECH * W 74-52
2/16 NY MARITIME * W 76-63
2/18 at Manhattanville \$ W 69-60
2/19 BARD * W 112-47
2/20 YESHIVA * W 61-44
2/24 YESHIVA + W 75-55
2/26 STONY BROOK \$ W 72-54
2/28 STATEN ISLAND \$ W 92-67
3/5 RICHARD STOCKTON@ L 69-74
3/7 NY MARITIME + W 81-58

* IAC (8-0)
\$ Skyline (10-1)
+ IAC Tournament
@ NCAA Tournament
NCAA First Round
Coach: Jim Catalano

1994-95 (28-2)

11/18 vs. Goucher W 88-75
11/19 vs. Elmira W 87-77
11/22 at Yeshiva* W 96-58
11/29 MT. ST. MARY (NY) \$ W 102-60
12/12 STATEN ISLAND \$ W 79-74
12/28 at St. Thomas W 82-75
1/2 at Staten Island \$ L 76-79
1/4 USMMA \$ W 114-61
1/13 HAVERFORD W 105-83
1/15 at Stevens Tech * W 98-69
1/17 at Bard * W 103-62
1/19 STEVENS TECH * W 126-79
1/21 POLYTECHNIC * W 100-47
1/23 MT. ST. VINCENT W 72-58
1/28 at Hunter \$ W 74-62
1/31 at Manhattanville \$ W 99-56
2/1 vs. Yeshiva * W 75-55
2/7 at Polytechnic * W 107-58
2/11 USMMA \$ W 83-77
2/13 HUNTER \$ W 86-61

2/15 at NY Maritime * W 74-73
2/17 MANHATTANVILLE \$ W 92-59
2/19 at Mt. St. Mary (NY) \$ W 104-71
2/21 vs. NY Maritime + W 88-63
2/23 at Mt. St. Vincent + W 86-77
2/26 SOUTHERN VERMONT W 98-79
3/2 YORK (NY)@ W 87-70
3/4 JERSEY CITY STATE@ W 97-86
3/10 HAMILTON@ W 96-86
3/11 ROWAN@ L 87-101

* IAC (8-0)
\$ Skyline (9-1)
+ IAC Tournament
@ NCAA Tournament
NCAA Elite Eight
Coach: Jim Catalano

1995-96 (17-10)

11/17 vs. Daemen L 96-108
11/18 vs. Lehman W 93-83
11/21 BARD * W 127-40
11/28 MT. ST. MARY (NY) \$ W 95-93
11/30 at Centenary (NJ) \$ L 91-101
12/2 STATEN ISLAND L 75-86
12/4 at Yeshiva * W 71-57
12/9 at Polytechnic * W 77-55
12/29 at Occidental L 73-88
12/30 vs. LaVerne L 80-88
1/3 MT. ST. VINCENT * \$ W 78-73
1/13 STEVENS TECH * W 78-67
1/18 CENTENARY \$ W 91-52
1/20 at USMMA \$ L 68-84
1/22 at Mt. St. Vincent * \$ L 80-81
1/26 at Hunter W 81-78
1/29 YESHIVA * W 91-64
1/31 at Manhattanville \$ L 82-86
2/3 at Stevens Tech * W 94-90
2/6 POLYTECHNIC * W 98-70
2/7 at Mt. St. Mary (NY) \$ L 82-93
2/10 USMMA \$ W 72-68
2/14 NY MARITIME * W 81-69
2/17 MANHATTANVILLE \$ W 85-62
at Stevens Tech+ W 87-76
vs. Mt. St. Vincent+ W 74-64
vs NYU@ L 88-105

* IAC (9-1)
\$ Skyline (5-5)
+ IAC Tournament
@ NCAA Tournament NCAA First Round
Coach: Jim Catalano

1996-97 (18-9)

11/22 UCONN-STAMFORD W 137-37
11/23 CONCORDIA (NY) W 70-68
11/26 YESHIVA W 69-54
11/30 ST. JOSEPH'S (NY) W 75-38
12/3 MT. ST. MARY (NY) * L 63-78

12/5 at Staten Island L 46-78
12/7 NY MARITIME * W 63-62
12/28 at Patten W 86-78
12/30 at Holy Names L 54-73
1/4 at Mt. St. Vincent * W 103-64
1/8 MANHATTANVILLE * W 60-44
1/18 at USMMA * L 54-73
1/23 POLYTECHNIC W 68-58
1/25 at St. Joseph's (NY) W 72-41
1/27 at Mt. St. Vincent * L 57-60
1/31 HUNTER W 85-61
2/3 at Yeshiva W 64-43
2/5 at Polytechnic W 56-50
2/7 USMMA * W 81-60
2/10 BARD W 88-24
2/12 at Mt. St. Mary (NY) * L 83-85
2/18 at Manhattanville * L 72-78
2/22 at NY Maritime * W 66-50
2/25 MOLLOY L 62-67
2/26 at Yeshiva W 61-55
2/27 JOHN JAY W 80-71
3/1 at Staten Island@ L 62-65

* Skyline (5-5)
@ ECAC Tournament
Coach: Jim Catalano

1997-1998 (12-15)

11/14 at W. Va. Wesleyan L 73-90
11/15 vs. Glenville State L 62-70
11/19 at Concordia (NY) * W 86-82
11/22 at St. Rose * L 68-87
12/3 DOWLING * L 59-71
12/6 at Mercy (NY) * L 71-79
12/10 at Adelphi * L 59-74
12/13 SOUTHAMPTON * W 94-83
1/3 at Cal-Riverside W 65-60
1/7 at Cal-Maritime W 73-53
1/10 at Dowling* L 78-81
1/14 QUEENS (NY) * L 90-92
1/17 PHILADELPHIA TEXTILE * L 49-78
1/19 at C.W. Post * L 65-72
1/21 at Molloy * L 73-80
1/24 MERCY * W 76-68
1/28 at Queens (NY) * W 71-69
1/31 MOLLOY * W 72-65
2/2 NEW YORK TECH * W 66-64
2/4 at Philadelphia Textile * L 64-83
2/7 CONCORDIA (NY) * W 91-71
2/9 C.W. POST * W 66-65
2/13 at Southampton * W 98-93
2/14 at New York Tech * W 86-71
2/18 ADELPHI * L 46-64
2/21 ST. ROSE * L 69-79
2/24 at St. Rose+ L 68-79
* New York Collegiate Athletic Conference (10-12)
First year Division II
Coach: Jim Catalano



RECORDS BOOK

YEAR - BY - YEAR

1998-99 (17-13)

11/14	DIST. OF COLUMBIA	W 73-67
11/15	UMASS-LOWELL	W 57-54
11/18	at Columbia	L 58-69
12/2	ADELPHI *	W 60-54
12/5	MOLLOY *	W 75-70
12/9	at Philadelphia Textile *	L 59-61
12/12	ST. ROSE *	L 74-86 (ot)
12/29	at Florida Southern	L 87-91
1/2	DOWLING *	L 72-77
1/4	CONCORDIA (NY) *	W 118-74
1/6	at Southampton *	W 94-91 (ot)
1/9	at New York Tech *	W 73-65
1/13	QUEENS (NY) *	W 70-62
1/16	at Mercy *	W 95-82
1/18	C.W. POST *	W 70-47
1/20	at Adelphi *	L 64-76
1/23	at Molloy *	L 73-83
1/27	PHILADELPHIA TEXTILE *	L 67-69 (ot)
1/30	at St. Rose *	W 57-52
2/3	at Concordia (NY) *	L 89-91
2/6	SOUTHAMPTON *	W 82-59
2/8	at Dowling *	L 75-82
2/10	NEW YORK TECH *	W 59-54
2/13	at Queens (NY) *	L 72-85
2/17	MERCY *	W 68-51
2/20	at C.W. Post *	W 70-69 (ot)
2/23	QUEENS (NY) +	W 73-71 (ot)
2/25	at St. Rose +	L 69-89
3/6	NEW YORK TECH@	W 63-62
3/7	MERRIMACK@	L 82-96

* New York Collegiate Athletic Conference (13-9)

+ NYCAC Tournament

@ ECAC Tournament

Coach: Jim Catalano

1999-2000 (15-12)

11/27	PUERTO RICO	W 87-67
12/1	at New York Tech *	L 72-82
12/3	at Nyack	W 94-83
12/4	vs. Roberts Wesleyan	L 83-98
12/8	PHILADELPHIA *	W 85-78
12/11	at Queens (NY) *	L 70-73
12/19	ST. ROSE *	W 91-87
12/21	ADELPHI *	W 80-70
12/28	at Eckerd	L 67-78
12/30	at Tampa	L 75-94
1/3	at Southampton *	W 96-90
1/5	MOLLOY *	L 57-65
1/8	at Mercy *	L 71-88
1/12	DOWLING *	W 73-70
1/15	at C.W. Post *	W 90-80
1/17	CONCORDIA (NY) *	W 78-66
1/19	at Adelphi *	L 74-77
1/22	NEW YORK TECH *	L 56-60
1/26	at Philadelphia *	L 86-93

1/29	QUEENS (NY) *	W 72-63
2/2	SOUTHAMPTON *	L 66-78
2/5	at Molloy *	W 75-68
2/9	MERCY (NY) *	W 92-77
2/12	at Dowling *	W 97-81
2/16	C.W. POST *	W 76-70
2/20	at Concordia (NY) *	W 102-69
2/26	at St. Rose *	L 70-77

* New York Collegiate Athletic Conference (13-9)

Coach: Jim Catalano

2000-01 (13-15)

11/18	ST. ANSELM	L 66-86
11/21	DOMINICAN (NY) *	L 61-64
11/29	at Goldey-Beacom *	W 86-85
12/2	vs. Maine-Machias	W 101-87
12/3	at Husson	W 77-74
12/6	at Nyack *	W 80-69
12/9	BOWIE STATE	W 91-78
12/15	HOLY FAMILY *	W 90-69
12/19	BLOOMFIELD *	L 78-87
12/29	at Rollins	L 58-79
12/30	vs. Montevallo	W 93-91 (ot)

1/9	at USP *	L 78-81
1/11	at Teikyo Post *	L 71-78
1/13	at Felician *	L 55-94
1/17	at Dominican (NY) *	L 75-84
1/20	at Bowie State	L 52-68
1/23	at Bloomfield *	L 72-80
1/25	at Wilmington (DE) *	W 81-69
1/27	USP *	W 65-42
1/30	CALDWELL *	L 48-52
2/3	GOLDEY-BEACOM *	W 75-58
2/6	TEIKYO POST *	L 55-79
2/7	NYACK *	W 81-65
2/10	FELICIAN *	W 72-62
2/12	at Caldwell *	L 46-63
2/14	WILMINGTON (DE) *	W 70-67
2/17	at Holy Family *	L 53-65
3/10	vs. St. Rose@	L 58-62

* Central Atlantic Collegiate Conference (10-10)

^ Felician later forced to forfeit

@ ECAC Tournament

Coach: Jim Catalano

2001-02 (14-13)

11/16	EAST STROUDSBURG	L 70-75 (2 ot)
11/18	at St. Anselm	L 47-69
11/27	NYACK *	W 79-74
12/1	at Wilmington (DE) * ^	L
12/5	DOMINICAN (NY) *	L 54-56
12/7	vs. Pitt-Johnstown	L 62-63
12/8	vs. East Stroudsburg	L 49-63
12/10	at Felician *	W 77-74
12/13	at Caldwell *	L 56-57
12/22	USP *	W 65-59

12/29	at Nova Southeastern	W 70-65
12/30	at Barry	L 70-88
1/3	TEIKYO POST *	L 71-73
1/5	at Holy Family *	L 52-74
1/8	at Bloomfield *	W 61-57
1/10	at Dominican *	W 75-67 (ot)
1/15	FELICIAN *	W 76-70
1/23	at Nyack *	W 61-51
1/26	CALDWELL *	L 60-63
1/31	at Goldey-Beacom *	W 77-57
2/2	HOLY FAMILY *	W 74-72
2/5	at Teikyo Post *	W 81-77
2/9	GOLDEY-BEACOM *	W 84-80
2/12	at USP *	W 76-53
2/14	BLOOMFIELD *	L 61-64
2/16	WILMINGTON (DE) *	W 87-77
2/23	at Shaw	L 71-87

^ Wilmington later forced to forfeit

* Central Atlantic Collegiate Conference (14-6, 2nd/11)

Coach: Jim Casciano

2002-03 (18-11)

11/22	vs. Stonehill	W 70-64
11/23	at Mansfield	L 77-84 (ot)
12/2	NYACK *	W 83-71
12/4	at Wilmington (DE) *	W 88-62
12/7	at Dominican (NY) *	W 78-75
12/10	SHAW	L 72-84 (ot)
12/14	MANSFIELD	L 59-68
12/28	vs. Queens (NY)	L 42-56
12/29	vs. Daemen	L 76-81 (ot)
1/5	USP *	W 75-69
1/7	at Caldwell *	L 46-53
1/9	TEIKYO POST *	W 83-69
1/14	at Bloomfield *	W 78-75
1/16	DOMINICAN (NY) *	W 71-61
1/18	at Holy Family *	L 61-79
1/21	FELICIAN *	W 75-70
1/25	GOLDEY-BEACOM *	W 91-68
1/28	at Nyack *	W 91-66
2/1	CALDWELL *	W 59-50
2/3	at Felician *	W 81-73
2/5	at Teikyo Post *	L 65-68
2/8	at Holy Family *	W 61-60
2/11	at USP *	L 72-74
2/13	at Goldey-Beacom *	W 73-64
2/15	BLOOMFIELD *	W 98-64
2/19	at West Chester	W 79-76
2/22	WILMINGTON (DE) *	W 105-77
2/27	vs. Felician +	L 68-74
3/15	at Mansfield ^	L 73-83

* Central Atlantic Collegiate Conference (9-11, 7th/11)

+ CACC Tournament

Coach: Jim Casciano

2003-04 (10-18)

11/19	AMERICAN INT'L	L 50-71
11/21	vs. Queens (NC)	L 59-91
11/22	vs. Goldey-Beacom	W 79-65
11/25	at Nyack *	W 83-76
12/3	WILMINGTON (DE) *	L 62-68
12/13	at Felician *	L 74-91
12/20	at Philadelphia	L 73-87
1/2	vs. Shaw	L 63-81
1/3	vs. North Florida	L 63-73
1/8	TEIKYO POST *	L 83-93
1/13	BLOOMFIELD *	W 118-115 (ot)
1/15	at Dominican (NY) *	W 70-67 (ot)
1/17	at Holy Family *	W 79-71
1/20	CALDWELL *	L 63-65
1/24	at Goldey-Beacom *	W 73-50
1/27	NYACK *	L 63-65
1/29	at USP *	L 64-66
1/31	at Caldwell *	L 68-78
2/2	DOMINICAN (NY) *	L 67-73
2/4	at Teikyo Post *	L 91-101 (ot)
2/7	HOLY FAMILY *	W 86-84
2/10	USP *	W 74-73
2/14	at Bloomfield *	L 98-100 (ot)
2/18	WEST CHESTER	L 50-76
2/21	at Wilmington (DE) *	L 66-69
2/24	FELICIAN *	W 78-70 (ot)
2/26	GOLDEY-BEACOM *	W 84-70
3/3	at Teikyo Post +	L 69-95

* Central Atlantic Collegiate Conference (9-11, 7th/11)

+ CACC Tournament

Coach: Jim Casciano

2004-05 (11-17)

11/19	vs. Saint Anselm ^	L 61-83
11/20	at Saint Michael's (VT) ^	L 72-82
11/23	PHILADELPHIA	W 64-63 (ot)
11/30	at Felician *	L 53-56
12/2	GOLDEY-BEACOM *	W 77-69
12/4	HOLY FAMILY *	W 68-65
12/7	at Post *	W 90-85
12/11	USP *	W 63-57
12/18	BRYANT	L 47-85
12/21	at American International	L 68-84
12/29	at Bryant #	L 39-78
12/30	at Franklin Pierce #	L 57-61
1/5	WILMINGTON (DE) *	W 87-82
1/11	at Caldwell *	L 54-75
1/15	at Bloomfield *	L 78-80
1/18	DOMINICAN (NY) *	W 76-72 (ot)
1/20	at Nyack *	L 53-63
1/25	FELICIAN *	L 56-77
1/27	at Goldey-Beacom *	W 83-80 (ot)
1/29	at Holy Family *	L 81-84
2/1	POST *	L 66-73

2/5	USP *	W 72-71
2/12	at Wilmington (DE) *	W 69-54
2/15	CALDWELL *	W 62-55
2/19	BLOOMFIELD *	L 69-74
2/22	at Dominican (NY) *	L 69-74
2/25	NYACK *	L 71-79
3/1	at Caldwell \$	L 71-85

* Central Atlantic Collegiate Conference (10-10, 6th/11)

^ Clarion Doc Jacobs Classic at Saint Michael's

Comfort Suites Holiday Classic at Bryant

\$ CACC Tournament

Coach: Jim Casciano

2005-06 (8-19)

11/18	vs. St. Michael's (VT) ^	W 79-75 (ot)
11/19	at West Chester ^	L 52-58
11/22	at Molloy	W 74-70
11/29	CALDWELL *	L 65-71 (ot)
12/1	HOLY FAMILY *	L 52-74
12/3	at Goldey-Beacom *	W 53-51
12/6	at Bloomfield *	L 83-100
12/10	NYACK *	L 80-85 (ot)
12/29	at Rollins &	L 57-67
12/30	vs. Mansfield &	W 71-69
1/7	at USP *	L 56-69
1/10	WILMINGTON (DE) *	W 82-69
1/12	at Philadelphia *	L 62-68
1/17	FELICIAN *	W 87-82 (ot)
1/19	at Post *	L 64-78
1/21	DOMINICAN (NY) *	L 62-72
1/24	at Wilmington (DE) *	L 75-79
1/26	BLOOMFIELD *	L 75-81
1/28	GOLDEY-BEACOM *	L 49-55
1/31	at Nyack *	W 70-69
2/2	USP *	L 46-60
2/4	at Felician *	L 66-75
2/7	at Dominican (NY) *	L 71-74
2/11	PHILADELPHIA *	L 65-69
2/14	at Holy Family *	L 61-67
2/18	at Caldwell *	L 70-82
2/25	POST *	W 74-68

* CACC (5-17, 12th place)

^ West Chester Tournament at West Chester

& Rollins Tournament at Rollins

Coach: Jim Casciano

2006-07 (5-24)

11/11	at Manhattan	W 56-55
11/14	RIDER	W 63-52
11/17	at Columbia &	L 60-73
11/18	vs. Saint Peter's &	L 57-75
11/27	SIENA	L 40-64
11/29	at American	L 50-75
12/1	MAINE	L 58-68
12/4	LAFAYETTE	L 57-76
12/6	at Army	L 40-60

RECORDS BOOK



YEAR - BY - YEAR

12/11	STONY BROOK	L 61-65
12/21	at St. John's	L 50-68
12/29	at Central Florida ^	L 63-75
12/30	vs. James Madison ^	L 66-70
1/2	NAVY	L (ot) 50-52
1/7	at Cornell	L 58-69
1/10	LONGWOOD	W 59-55
1/13	at IPFW	L 65-82
1/16	at LaSalle	L 59-78
1/23	at Siena	L 63-87
2/1	at Utah Valley	L 55-86
2/3	at Texas-Pan American	L 60-72
2/8	SOUTH DAKOTA STATE	W 67-62
2/10	NORTH DAKOTA STATE	L 57-80
2/17	IPFW	L 47-52
2/19	at Longwood	W 78-74
2/24	UTAH VALLEY	L 47-77
2/26	TEXAS-PAN AMERICAN	L 58-70
3/1	at North Dakota State	L 52-104
3/3	at South Dakota State	L 61-71

First year of Division I competition

& Denotes 3rd Annual Tyler Ugolyn Columbia Classic

^ Denotes UCF Holiday Classic

Coach: Jim Casciano

2007-08 (0-29)

11/10	MANHATTAN	L 28-70
11/13	at Washington *	L 47-88
11/14	vs. High Point *	L 53-76
11/20	VERMONT	L 71-91
11/24	AMERICAN	L 50-73
11/26	at Lehigh	L 58-67
11/28	at Rider	L 58-84
12/1	at Maine	L 58-86
12/3	at Lafayette	L 56-81
12/6	ARMY	L 44-55
12/8	at Fordham	L 44-88
12/10	at Stony Brook	L 53-62
12/13	RUTGERS	L 55-66
12/30	at UCF^	L 50-82
12/31	Texas-Pan American^	L 61-76
1/2	at Navy	L 55-84
1/5	at Penn	L 68-79
1/12	COLUMBIA	L 52-64
1/15	CORNELL	L 33-64
1/19	at Chicago State	L 62-79
1/26	TEXAS-PAN AMERICAN	L 42-52
1/29	LOYOLA (MD)	L 54-72
2/2	UTAH VALLEY	L 69-81
2/4	LONGWOOD	L 68-78
2/9	at Texas-Pan American	L 64-90
2/13	at La Salle	L 65-87
2/16	CHICAGO STATE	L 76-86
2/18	at Longwood	L 78-96
2/23	at Utah Valley	L 50-76

*2007 Dick's Sporting Goods NIT Season Tip-Off
^UCF Holiday Classic
Coach: Jim Casciano
(Note: Casciano took a temporary leave of absence for personal health reasons from November 11 to December 16, a period that included 12 games. Assistant coach Wendell Alexis served as interim coach during those 12 games and was assistant coach in the one game before and 16 games after Casciano's leave of absence).

2008-09 (1-30)

11/15	MANHATTAN	L 32-56
11/17	at Penn State *	L 47-74
11/24	at Towson *	L 48-61
11/28	vs Hartford * (Palestra)	L 38-50
11/29	vs Monmouth * (Palestra)	L 47-55
12/2	STONY BROOK	L 39-60
12/6	at Maryland Eastern Shore	L 42-46
12/8	at St. John's	L 54-82
12/10	SAINT PETER'S	L 38-51
12/20	at Rider	L 49-70
12/23	at Rutgers	L 52-78
12/28	WAGNER	L 58-68
12/31	LEHIGH	L 38-66
1/3	at Vermont	L 47-73
1/7	YALE	L 51-80
1/9	at Columbia	L 50-73
1/14	at Loyola	L 62-70
1/17	PENN	L 40-59
1/21	BRYANT	W 61-51
1/24	at Longwood	L 51-63
1/28	MD EASTERN SHORE	L 67-73
1/31	at Chicago State	L 69-85
2/3	HOUSTON BAPTIST	L 49-65
2/12	UTAH VALLEY	L 40-61
2/14	CHICAGO STATE	L 68-84
2/17	at Bryant	L 46-70
2/21	at Houston Baptist	L 51-70
2/23	at Texas Pan-American	L 53-60
2/28	at Utah Valley	L 39-89
3/3	TEXAS PAN-AMERICAN	L 49-63
3/4	LONGWOOD	L 70-77

* Philly Hoop Group Classic games (first two games at various campus sites, next two at The Palestra, University of Pennsylvania)

Coach: Jim Engles

2009-10 (10-21)

11/14	at Manhattan	L 58-70
11/16	ST. JOSEPH'S (NY)	W 96-54
11/21	LAFAYETTE	L 52-69
11/24	WAGNER	W 56-51
11/28	at Stony Brook	L 46-60
11/30	at Seton Hall	L 53-93
12/3	SUNY-COBLESKILL	W 78-40
12/5	VERMONT	L 49-88
12/9	at Saint Peter's	L 54-65

12/19	at Rutgers	L 62-71
12/21	at Virginia	L 37-68
12/28	at Wagner	W 65-56
12/30	NYU-POLY	W 67-31
1/2	at Lehigh	L 79-86
1/5	at Boston College	L 32-89
1/9	at Yale	L 48-79
1/14	at Texas-Pan American *	L 53-66
1/16	at Houston Baptist *	L 62-75
1/23	CHICAGO STATE *	W 66-37
1/30	UTAH VALLEY *	W 71-46
2/6	LONGWOOD	L 55-64
2/11	at North Dakota *	ppd (snow)
2/13	at South Dakota *	ppd (snow)
2/18	Houston Baptist *	L 58-62
2/20	Texas-Pan American *	W 66-59
2/23	at North Dakota *	L 78-90
2/25	SOUTH DAKOTA *	L 58-68
2/28	NORTH DAKOTA *	W 91-73
3/4	Utah Valley *	L 57-65
3/6	at Chicago State *	L 75-81
3/7	at South Dakota *	L 49-83

GREAT WEST CONFERENCE TOURNAMENT

hosted by Utah Valley in Orem, UT

3/10	North Dakota	W 70-57
3/12	Houston Baptist	L 64-74

First year postseason championship eligibility in Division I

* Great West Conference (4-8, T5th, 7)

Coach: Jim Engles

2010-11 (15-15)

11/13	MANHATTAN	L 70-75
11/15	NYU-POLY	W 96-49
11/18	ARMY	L 60-63
11/27	at Vermont	L 50-69
12/1	at Rutgers	L 54-66
12/4	ST. JOSEPH'S (NY)	W 65-57
12/8	at Lafayette	L 56-72
12/19	at Seton Hall	L 45-68
12/22	at Maryland	L 50-89
12/28	LONG ISLAND	L 82-89
12/30	at St. Francis (NY)	L 47-72
1/4	LEHIGH	L 83-92
1/8	MARYWOOD	W 73-47
1/12	TEXAS-PAN AM*	W 79-60
1/15	HOUSTON BAPTIST*	W 96-84
1/18	at Longwood	L 81-88
1/22	at Chicago State*	W 86-83
1/24	CITY TECH (NY)	W 80-56
1/29	at Utah Valley	L 58-71
2/1	at Fairleigh Dickinson	W (ot) 64-62
2/5	LONGWOOD	W 65-64
2/10	NORTH DAKOTA*	W 65-49
2/12	SOUTH DAKOTA*	W 76-68
2/17	at Houston Baptist*	W 72-66

2/19	at Texas-Pan Am*	W (ot) 65-63
2/24	at South Dakota*	L 84-99
2/26	at North Dakota*	W 59-52
3/3	UTAH VALLEY*	L 56-61
3/5	CHICAGO STATE*	W 78-46

GREAT WEST CONFERENCE TOURNAMENT

Hosted by Utah Valley in Orem, UT

3/10	vs. Houston Baptist	L 70-72
------	---------------------	---------

*Great West Conference (9-3, 2nd)

Coach: Jim Engles

2011-12 (15-17)

11/12	at Manhattan	L 48-62
11/14	PENN STATE ABINGTONNW	113-61
11/17	at Massachusetts	L 58-79
11/20	NYU-POLY	W 78-28
11/26	ST. FRANCIS (NY)	L 60-79
11/30	at Army	W 54-53
12/3	at Georgetown	L 44-84
12/6	at Seton Hall	L 48-78
12/12	ST. JOSEPH'S (NY)	W 78-50
12/22	at Rutgers	L 53-77
12/28	FAIRLEIGH DICKINSON	W 66-53
12/30	at Long Island	L 74-84
1/2	LAFAYETTE	W 78-58
1/7	at Longwood	L 70-85
1/10	at CSU Bakersfield	L 70-71
1/14	SUNY COBLESKILL	W 95-57
1/19	HOUSTON BAPTIST*	W 85-62
1/21	TEXAS-PAN AMERICAN*	W 58-57
1/26	at North Dakota*	L 63-80
1/28	at Utah Valley*	L 58-81
2/1	COLGATE	L 73-76
2/4	at Chicago State*	W 73-64
2/9	UTAH VALLEY*	L (2ot) 97-99
2/11	NORTH DAKOTA*	W 72-57
2/16	at Texas-Pan American*	L 67-75
2/18	at Houston Baptist*	L 68-75
2/22	CSU BAKERSFIELD	L (ot) 70-72
2/25	LONGWOOD	W 94-51
3/3	CHICAGO STATE*	W 58-50

GREAT WEST CONFERENCE TOURNAMENT

Hosted by Chicago State in Chicago

3/8	vs. Houston Baptist	W 65-64
3/9	vs. Utah Valley	W (ot) 88-78

3/10	vs. North Dakota	L 60-75
------	------------------	---------

*Great West Conference (5-5, 3rd out of 6)

Coach: Jim Engles



NJIT HALL OF FAME

Name	Grad. Year	Contribution	Sport (s)	Years Active	Year of Induction	Name	Grad. Year	Contribution	Sport (s)	Years Active	Year of Induction
BAKUN, Andrew I.	1982	Athlete/Asst. Coach	M-Soccer	1978-81/ 90-91	2005	IRIS, Herb	1951	Benefactor	--	--	2007
BAKUN, Myron	1967	Athlete	M-Soccer	1964-66	1991	KAMINSKY, Nicholas J.	1978	Athlete	Baseball	1975-78	2006
BARTH, Roland E.	1960	Athlete	M-Fencing	1957-59	2009	KASBARIAN, Raymond P.	1966	Founder/Athlete	Judo	1962-66	1989
			M-Soccer	1956-59		KETZNER, Robert Shelby	--	Coach	Rifle	1962-86	1987
BAUDER, Fred "Coach"	--	Coach	M-Basketball	1932-61	1989	KHOWAYLO, Alex	1969	Athlete	M-Soccer	1960-63	1996
BLUM, Raymond E.	1950	Distinguished Alumnus	Speedskating/Cycling	--	1996	LUBETKIN, Charles "Tudy"	1953	Athlete	M-Basketball/M-Track	1949-52	1994
BORJA, Hernan "Chico"	1981	Athlete	M-Soccer	1977-80	1986	LYNCH, Robert K.	1984	Athlete/Coach	M-Fencing	1977-80/ 86-91	1993
BORNAKO, Gregory "Egor"	1970	Athlete	M-Fencing	1966-70	1987	MacDONALD, Dan	1984	Athlete	Baseball	1981-84	1992
BOWSER, Hamilton V.	1952	Athlete	M-Fencing	1948-52	1989	OLSEN, Richard J.	1969	Athlete	M-Basketball	1965-69	1988
BRADLEY, Thomas	1978	Athlete	M-Swimming	1974-78	1990	OLSON, George R.	1977	Athlete	Baseball	1974-77	1987
BROWN, Andrew D.	1963	Athlete	M-Soccer	1956-59	2006	PAULIUS, Raymond V.	1985	Athlete	M-Soccer	1980-83	2006
CRIMMINS, David	1952	Athlete	M-Fencing	1948-52	2007	RODGERS, Tarik	1996	Athlete	M-Volleyball	1992-95	2010
CRUZ, Edward	1963	Athlete	M-Soccer	1959-62	1995	ROGERS, Warren	1988	Athlete	M-Basketball	1983-87	1993
DAWSON, Marilyn E.	1986	Athlete	WVB/WBKB/SB	1982-86	1991	ROMULUS, Rudy	1991	Athlete	M-Volleyball	1988-91	1996
DeNICOLA, Carmine P.	1978	Athlete	Baseball	1975-78	2005	ROSS, Jonathan A.	1956	Athlete	M-Soccer	1953-55	2010
DeNURE, Dave	--	Coach	M-Volleyball	1982-98	2009	SARLO, Paul A.	1992	Athlete	Baseball	1989-91	2005
			W-Volleyball	1986-90		SCHMID, John "Gene"	--	Asst Coach/Coach	Baseball	1968-72/ 73-97	2002
			W-Basketball	1987-88							
DeVITO, Louis	1960	Athlete	M-Soccer/M-Fencing	1956-60	1992	SIMON, J. Malcolm	--	Coach	M-Soccer	1955-83	1994
DIAZ, Joe A.	1977	Athlete	M-Soccer	1973-76	1993			Director of Athletics	--	1983-94	
DRURY, Eugene M.	1963	Athlete	M-Tennis	1960-63	1988	SKURLA, Peter J.	1941	Athlete	Bowling	1937-41	1992
ENG, Katherine	1993	Athlete	W-Volleyball	1989-92	2007	SORIANO, Gregory	1975	Athlete	M-Fencing	1968-72	2010
ETIENNE, Yves	1979	Athlete	M-Volleyball	1976-78	1990	SWANSON, Robert F.	--	Director of Athletics	--	1947-82	1986
FEHN, Gilbert F.	1940	Athlete	M-Basketball/M-Tennis	1936-40	1992	TAETZSCH, Robert	1952	Athlete	M-Fencing	1948-52	2007
FITZGERALD, Joseph M.	--	Coach/Asst. Coach	M-Basketball	1961-66/ 52-61	1986	TAETZSCH, William	1952	Athlete	M-Fencing	1948-52	2007
						TOSATO, Lawrence P.	1956	Athlete	M-Basketball/Baseball	1952-56	1987
FLEISHER, Seymour "Zoom"	1951	Athlete	M-Basketball	1947-51	1992	TUBELLO, Jeffrey	1976	Athlete	Rifle	1972-76	1988
GAGLIARDO, Salvatore A.	1985	Athlete	M-Basketball	1981-85	1995	VAN WRIGHT, Nevea	1997	Athlete	W-Basketball	1991-96	2005
GALLAGHER, Thomas G.	1985	Athlete	M-Basketball	1981-85	1991	WALSH, John J.	1966	Athlete	MSoc/MBKB/Baseball	1962-66	1986
GIOVANNOLI, Arnold L.	1953	Athlete	M-Basketball	1950-53	1993	WASNIEWSKI, Frank	1980	Athlete	M-Tennis	1977-80	1990
GOLDRICK PITT, Elizabeth M.	1990	Athlete	WVB/SB/WBKB/WTen	1985-90	1995	WELGOS, Bob	1962	Athlete	M-Basketball/Bowling	1959-62	2005
GRAZIANO, Jean M.	1989	Athlete	Softball	1986-89	2009	WOROBEC, Myron S.	1966	Athlete	M-Soccer	1962-65	1994
GRUENEWALD, Wendy A.	1997	Athlete	WBKB/SB/WVB/WSoc	1992-96	2003	YONEZUKA, Yoshishada	--	Founder/Coach	Judo	1962-?	1991
HAASE, Jay W.	1975	Athlete	M-Fencing	1971-75	1988	ZORN, Werner	1962	Athlete	M-Soccer	1958-61	1988
HAMMOND, Kenneth W.	1979	Athlete	M-Soccer	1974-77	2003						
HANDWERKER, Andy	1963	Athlete	M-Soccer	1959-62	2002						
HAUSSER, Paul C.	--	Administrator	--	1953-91	1990	Teams	Year	Accomplishments		Year of Induction	
		Coach	Fencing/Baseball	1954-88/53-72		Men's Soccer	1960	NAIA co-National Champion		1988	
HUBEY, Ali	1972	Athlete	M-Soccer	1968-71	1990	Men's Basketball	1981-82	NJIT's first ECAC and IAC champion		1990	
HURTADO, Fabian	1975	Athlete	M-Soccer	1970-74	1987	Baseball	1982	NJIT's second ECAC and IAC champion		1993	

NJIT's first multi-sport conference affiliation at the Division I level, came when the Highlanders aligned with the Great West Conference, which began play as an expanded multi-sport conference in 2009-10.

Member schools are spread over seven states and four time zones, giving each school added exposure in new destinations. The conference, which began as a football-only league, took a giant leap in the collegiate athletic world with expansion to include a full range of sports and new members.

Joining the league in July 2008 were: Houston Baptist, NJIT, North Dakota, South Dakota, Texas-Pan American and Utah Valley. Chicago State accepted the league's invitation to join in October 2008. These seven schools joined football-only members Cal Poly, UC Davis and Southern Utah.

As the conference began planning for multi-team sport competition, several teams were added in women's soccer and baseball to help provide a more diverse and competitive field. Delaware State, Howard and South Carolina State joined as associate members in women's soccer and they formed the East Division, along with NJIT. Northern Colorado and New York Institute of Technology joined as associate members in baseball, while Seattle was added as an associate member in cross country and track and field.

NJIT, Texas-Pan American and Utah Valley had been playing each other in multiple sports, including home-and-home games in men's and women's basketball, since NJIT began Division I competition for the first time in 2006-07.

NJIT and Utah Valley completed their NCAA reclassification and became championship-eligible members of NCAA Division I in September. Houston Baptist announced an agreement with the NCAA that can make HBU an active member of Division I in 2011-12 and North Dakota and South Dakota will be active members of Division I in 2012-13. Texas-Pan American and Chicago State have been active Division I programs for many years.



The expanded conference is not an automatic NCAA Division I championship postseason qualifier, but it offers the benefit of conference championship competition, stable scheduling opportunities and individual recognition for student-athletes through weekly and season all-conference recognition.

The champion of the Great West Conference men's basketball postseason tournament (hosted in 2011 by Utah Valley) receives an automatic bid into the CollegeInsider.com Tournament (CIT) a 16-team national postseason tournament won by Old Dominion in 2009 and Missouri State in 2010 in a game that was televised nationally on Fox College Sports.

Governance of the GWC remains primarily with the member institutions. Each member institution is represented on the President's Council by its CEO. General operations and management of the Conference is conducted by the Joint Council, comprised of Directors of Athletics and Senior Woman Administrators.

NJIT's sports that compete in championships sponsored by the Great West Conference are: baseball, basketball (men's and women's); cross country (men's and women's); track and field (men's and women's; indoor and outdoor); women's tennis; and, women's volleyball.

Two NJIT sports that do not come under the Great West umbrella continue in their existing conferences—men's soccer in the Atlantic Soccer Conference and men's volleyball in the Eastern Intercollegiate Volleyball Association, which has an automatic NCAA postseason berth, claimed in 2008 by eventual national champion Penn State.

The latest conference news and information is available on-line at <http://www.greatwestconference.org/>.

SENIOR ADMINISTRATION

Lenny Kaplan	Director of Athletics
Alexis Schug	Associate Athletic Director/Senior Women Administrator
Joe Caiola	Assistant Director of Athletics/Business/Facilities
Tim Camp	Assistant Athletic Director for Sports Information
Marian Johnson	Assistant Athletic Director for Athletics – Compliance
Wenda Noel-Lane	Administrative Assistant for the Director of Athletics
Mike Siegel	Faculty Athletic Representative
Brian Callahan	Assistant Director of Physical Education

ACADEMIC SUPPORT

Sandra Taylor	Associate Director CAPE – Athlete Academic Advisor
Elizabeth Bookwalker	Academic Advisor for SA & Eligibility Certification Officer

ATHLETIC TRAINING

Matt Koscs	Head Athletic Trainer
Paul Grayner	Assistant Athletic Trainer
Brittany Vorndran	Assistant Athletic Trainer

COMPLIANCE

Alexis Schug	Associate Athletic Director/Senior Women Administrator
Marian Johnson	Assistant Athletic Director for Athletics – Compliance

DEVELOPMENT

Darlene Lamourt	Development Officer for Athletics
-----------------	-----------------------------------

FLEISHER ATHLETIC CENTER

Shannon Abraham	Operations Manager/Tickets
Jonathan Walker	Front Desk
Courtney Caden	Receptionist

SPORTS INFORMATION

Tim Camp	Assistant Athletic Director of Sports Information
Stephanie Pillari	Assistant Sports Information Director

STRENGTH AND CONDITIONING

Dan Huff	Head Strength and Conditioning Coach
----------	--------------------------------------

COACHING STAFF DIRECTORY

BASEBALL

Brian Guiliana	Head Coach
Robbie McClellan	Assistant Coach

MEN'S BASKETBALL

Jim Engles	Head Coach
Mike Spisto	Assistant Coach
Brian Kennedy	Assistant Coach
Michael Brown	Assistant Coach
Matt Healing	Director of Operations

WOMEN'S BASKETBALL

Steve Lanpher	Head Coach
Mark McCaleb	Assistant Coach
LaKea Jones	Assistant Coach
Epiphany Smith	Assistant Coach

MEN'S & WOMEN'S CROSS COUNTRY

Al Alonso	Head Coach
Albert Siuta	Assistant Coach

MEN'S AND WOMEN'S FENCING

Yefim Litvan	Head Coach
Jason Henderson	Assistant Coach

MEN'S SOCCER

Cesar Markovic	Head Coach
Didier Orellana	Assistant Coach
John Ciano	Assistant Coach

WOMEN'S SOCCER

Sergio Gonzalez	Head Coach
Mandi Risdén	Assistant Coach
Erwin van Bennekom	Assistant Coach

MEN'S SWIMMING

Michael Lawson	Head Coach
Mark Albright	Assistant Coach
Daniel Schittone	Assistant Coach

MEN'S AND WOMEN'S TENNIS

Mike Sowter	Head Coach
Danielle Viola	Assistant Coach
Bernie Jones	Assistant Coach

MEN'S AND WOMEN'S TRACK AND FIELD (INDOOR & OUTDOOR)

Al Alonso	Head Coach
Albert Siuta	Assistant Coach
Savatheda Fynes Coke	Assistant Coach

MEN'S VOLLEYBALL

Ryan McNeil	Head Coach
Francesca Garay	Graduate Assistant Coach

WOMEN'S VOLLEYBALL

JR Martins	Head Coach
Francesca Garay	Graduate Assistant Coach

FOR GPS USERS

The address for Lubetkin Field at J. Malcolm Simon Stadium, the Estelle and Zoom Fleisher Athletic Center, and the Naimoli Family Athletic and Recreational Facility is 80 Lock Street, Newark, NJ, 07102.

BY CAR

New Jersey Turnpike: Driving North from South Jersey: Take NJ Turnpike to Exit 13A Newark Airport. After toll stay to left and follow signs to Rt. 1 & 9 North. You will merge onto Rt. 1 & 9 North. Airport will be on right. Follow signs for downtown Newark and Rt. 21 North (left lane exit ramp). Downtown Newark will be in front of you. NYC will be off to your right. Follow Rt. 21 North (McCarter Highway). Turn left on Raymond Blvd. Follow Raymond Blvd. past Warren Street traffic light and Fleisher Athletic Center, Naimoli Center, and Lubetkin Field at J. Malcolm Simon Stadium will be to your right (one soccer goal line runs along Warren Street and the soccer sideline parallels Lock Street).

New Jersey Turnpike: Driving South from North Jersey: Take exit 15W to Route 280 West, then follow Route 280 West directions.

Route 280 West: After drawbridge, take Exit 15A Rt. 21 South - McCarter Highway). Follow Rt. 21 South to Raymond Blvd. Turn right on Raymond Blvd. Follow Raymond Blvd. past Warren Street traffic light and Fleisher Athletic Center, Naimoli Center, and Lubetkin Field at J. Malcolm Simon Stadium will be to your right (one soccer goal line runs along Warren Street and the soccer sideline parallels Lock Street).

Route 280 East: Take Exit 15 (Rt. 21 South - McCarter Highway). Follow Rt. 21 South to Raymond Blvd. Turn right on Raymond Blvd. Follow Raymond Blvd. past Warren Street traffic light and Fleisher Athletic Center, Naimoli Center, and Lubetkin Field at J. Malcolm Simon Stadium will be to your right (one soccer goal line runs along Warren Street and the soccer sideline parallels Lock Street).

Garden State Parkway (North & Southbound): Take exit 145 to Route 280 East, then follow Route 280 East directions.

Route 1 & 9 North & South: Take exit marked Newark, Rt. 21 North (McCarter Highway). Follow Rt. 21 North (McCarter Highway). Turn left on Raymond Blvd. Follow Raymond Blvd. past Warren Street traffic light and Fleisher Athletic Center, Naimoli Center, and Lubetkin Field at J. Malcolm Simon Stadium will be



to your right (one soccer goal line runs along Warren Street and the soccer sideline parallels Lock Street).

Route 78 East: Take Route 78 East to Rt. 21 North. Turn left on Raymond Blvd. Follow Raymond Blvd. past Warren Street traffic light and Fleisher Athletic Center, Naimoli Center, and Lubetkin Field at J. Malcolm Simon Stadium will be to your right (one soccer goal line runs along Warren Street and the soccer sideline parallels Lock Street).

Route 22 East: Take Route 22 East to Route 21 North. Turn left on Raymond Blvd. Follow Raymond Blvd. past Warren Street traffic light and Fleisher Athletic Center, Naimoli Center, and Lubetkin Field at J. Malcolm Simon Stadium will be to your right (one soccer goal line runs along Warren Street and the soccer sideline parallels Lock Street).

Route 21 North: Follow Rt. 21 North to Raymond Blvd. Turn left onto Raymond Blvd. Follow Raymond Blvd. past Warren Street traffic light and Fleisher Athletic Center, Naimoli Center, and Lubetkin Field at J.

Malcolm Simon Stadium will be to your right (one soccer goal line runs along Warren Street and the soccer sideline parallels Lock Street).

Route 21 South: Follow Rt. 21 South (McCarter Highway) to Raymond Blvd. Turn Right on Raymond Blvd. Follow Raymond Blvd. past Warren Street traffic light and Fleisher Athletic Center, Naimoli Center, and Lubetkin Field at J. Malcolm Simon Stadium will be to your right (one soccer goal line runs along Warren Street and the soccer sideline parallels Lock Street).

New York Thruway: Thruway to Exit 14A, Garden State Parkway. Follow Garden State Parkway directions above.

George Washington Bridge: NJ Turnpike South to Exit 15W. Follow Route 280 West directions above.

Lincoln Tunnel: West on Rt. 3 to Rt. 21 South. Turn right onto Raymond Blvd. Follow Raymond Blvd. past Warren Street traffic light and Fleisher Athletic Center, Naimoli Center, and Lubetkin Field at J. Malcolm Simon Stadium will be to your right (one soccer goal line runs along Warren Street and the soccer sideline parallels Lock Street).

From Brooklyn, Queens and Long Island: Take Verrazano-Narrows Bridge (Interstate 278) and follow 278 across Staten Island. Cross Goethels Bridge. Follow signs to New Jersey Turnpike North then follow New Jersey Turnpike directions above.

PARKING

Bus/Van Parking: Visiting buses and vans may usually park on Lock Street adjacent to the athletic center. Please be careful not to block the parking space reserved for the doctor.

Visitor Parking: Visitor parking may be reserved in advance through your host. Otherwise, visitor parking at NJIT is available in the NJIT parking deck. Turn right onto Warren Street. Turn right onto Colden Street and proceed around the block to Summit Street. Parking Deck entrance is located to your right before the intersection with Warren Street.

Parking for on-campus athletic contests: NJIT is offering free off-street parking for fans attending regular season home soccer and volleyball matches and basketball games. The parking entrance, marked by a yellow sign is located on New Street.

OTHER TRANSPORTATION SYSTEMS

Newark Liberty International Airport: Minutes from the NJIT campus. A minibus (Newark Airlink) or taxi service connects the airport with Penn Station in Newark. Bus, Newark Light Rail, and taxi connections are available at the station.

Newark Penn Station: Located in downtown Newark, connections to the NJIT campus may be made by bus, Newark Light Rail, or taxi.

Morris & Essex Broad Street Station: A five-block walk to the NJIT campus via MLK Boulevard to Central Avenue. Taxi service is also available.

Newark Light Rail: From Penn Station in Newark, take the Warren Street stop for the NJIT campus. The Warren Street stop is on the sidewalk behind the press box for Lubetkin Field at J. Malcolm Simon Stadium.

OFFICIAL HOTEL OF THE HIGHLANDERS

SpringHill Suites Newark Liberty International Airport
652 Route 1 & 9 South, Newark, NJ
973/624-5300 (ask for Melanie Schellhas)
ASK FOR SPECIAL NJIT HIGHLANDERS RATE
(discount code NJIS for kings, NJIT for doubles)

DOWNTOWN

Hilton Newark Gateway
Gateway Center, Raymond Boulevard & McCarter Highway
Newark, NJ, 973/622-5000

Robert Treat Hotel
50 Park Place, Newark, NJ, 973/622-1900

Hampton Inn & Suites Newark Riverwalk
100 Passaic Ave, Harrison, NJ, 973/483-1900

NEAR NEWARK LIBERTY INTERNATIONAL AIRPORT

Best Western Newark Airport West
101 International Way, Newark, NJ, 973/621-6200

Hilton Newark Airport
1170 Spring Street, Elizabeth, NJ, 908/351-3900

Holiday Inn Newark Liberty International Airport
160 Frontage Road, Newark, NJ, 973/589-1000

2012-13 Highlanders



Back Row (l-r): Manager Nick Lavender, Assistant Coach Michael Brown, Assistant Coach Brian Kennedy, Emmanuel Tselentakis, Terrence Smith, Quentin Bastian, Sean McCarthy, Daquan Holiday, Odera Nweke, Ryan Woods, Director of Basketball Operations Matt Healing, Team Manager Henry Fernandez, Assistant Coach Mike Spisto

Front Row (l-r): Nigel Sydnor, Mitch Farrell, Chris Flores, Head Coach Jim Engles, PJ Miller, Ky Howard, Winfield Willis

2012-13 HIGHLANDERS BASKETBALL

NOVEMBER

10	at Providence	2:00 P.M.
13	EASTERN NAZARENE	7:30 P.M.
18	at South Carolina State	7:30 P.M.
21	NEW HAMPSHIRE	7:30 P.M.
24	SOUTH CAROLINA STATE	2:00 P.M.
27	LYNDON STATE (VT)	7:30 P.M.

DECEMBER

1	at St. John's	1:00 P.M.
4	SETON HALL	7:00 P.M.
11	ARMY	7:30 P.M.
13	NORTH CAROLINA A&T	7:30 P.M.
22	CITY COLLEGE OF NEW YORK (CCNY)	2:00 P.M.
28	at Villanova 7:00 P.M.	
30	ST. FRANCIS (NY)	4:00 P.M.

JANUARY

2	at Lafayette	7:00 P.M.
5	at Utah Valley *	7:05 P.M. (MT)
12	CHICAGO STATE*	4:00 P.M.
14	at Fairleigh Dickinson	7:00 P.M.
17	PENN	7:30 P.M.
21	at New Orleans	7:00 P.M. (CT)
26	TEXAS-PAN AMERICAN	4:00 P.M.
30	FISHER (MA)	7:30 P.M.

FEBRUARY

2	at Houston Baptist *	2:05 P.M. (CT)
6	at Colgate	7:00 P.M.
9	at Chicago State	7:00 P.M.(CT)
16	UTAH VALLEY *	4:00 P.M.
23	NEW ORLEANS	2:00 P.M.

MARCH

2	HOUSTON BAPTIST (Senior Day) *	4:00 P.M.
9	at Texas-Pan American	7:00 P.M.(CT)
14-16	GWC Tournament (at Chicago State)	

Head Coach: Jim Engels (Dickinson '90)

Assistant Coaches: Mike Spisto, Brian Kennedy, Michael Brown

Director of Basketball Operations: Matt Healing

CAPS/Bold = Home games at Estelle and Zoom Fleisher Athletic Center

* Great West Conference game