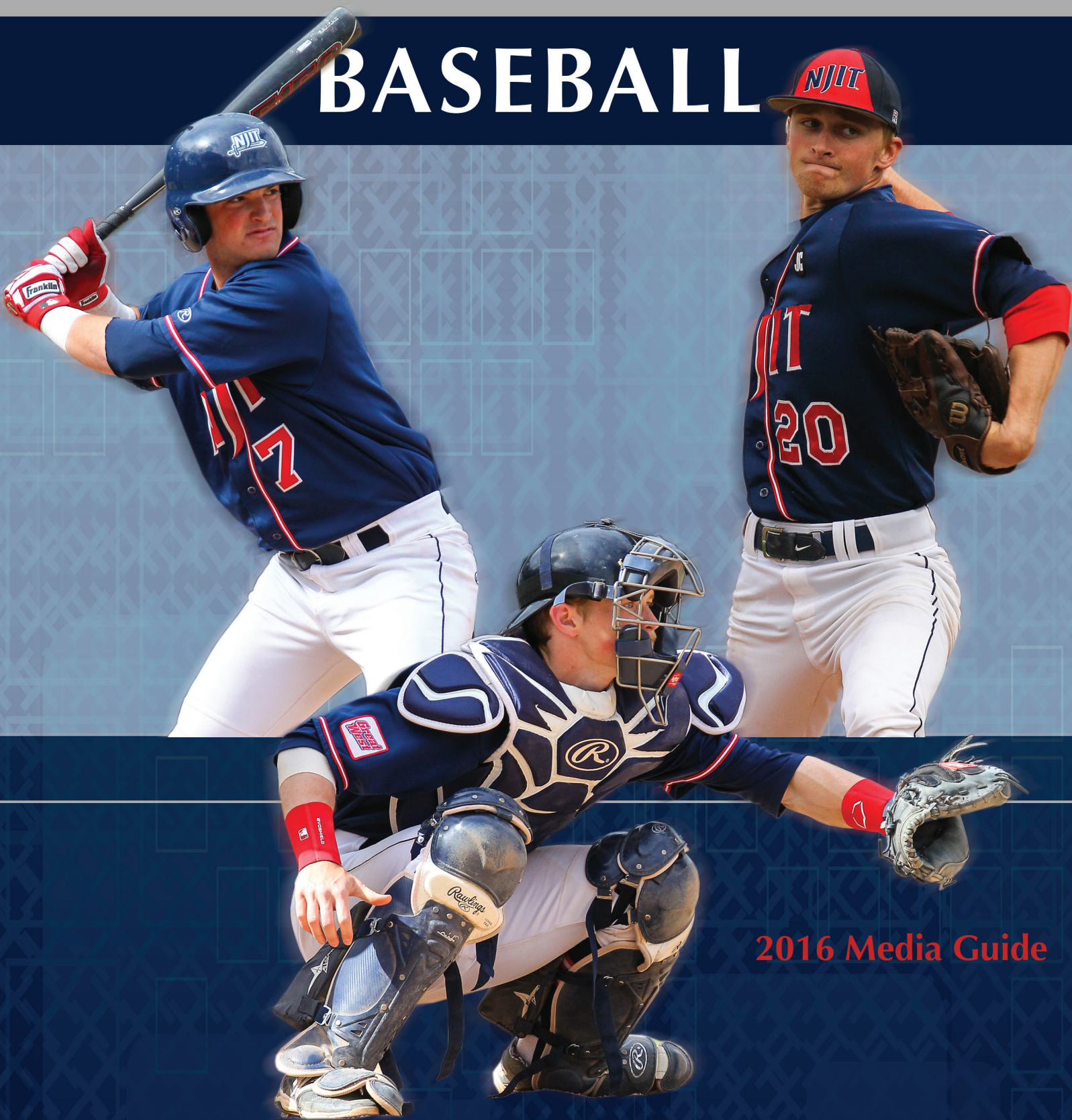




NEW JERSEY INSTITUTE OF TECHNOLOGY

BASEBALL



2016 Media Guide



BASEBALL

BASEBALL

Head Coach: Brian Guiliana

(George Washington '96)

Phone/Email: 973-596-5278/

guiliana@njit.edu

NJIT Career Record: 64-82-1 (3)

Assistant Coaches:

Robbie McClellan, Grant Neary

Volunteer Coach: Craig Anderson

Director of Baseball Operations:

John Sherwood

2015 record: 24-23-1

Letterwinners returning/lost

(position players): 2/7 (2/7)

Starters returning/lost: 20/4

Pitchers returning/lost

(min.10 pitching appearances): 7/2

Newcomers: 7

Captains: Stephan Halibej, Ian Bentley

QUICK FACTS

Location: University Heights, Newark, NJ

Founded: 1881

Enrollment: 10,646 (total); 7,550 (undergraduate)

NJIT website: www.njit.edu

Nickname/Colors: Highlanders/

Red and White (Blue accent)

Home Field (capacity):

Riverfront Stadium (6,200)

Field Dimensions: LF 302; LCF 364; CF 394;

RCF 365; RF 323

Affiliations: NCAA Division 1, Atlantic Sun Conference, ECAC

University President: Dr. Joel Bloom, EdD

Director of Athletics: Lenny Kaplan

Athletic Department Phone: 973-596-3636

WHY HIGHLANDERS?

The home of NJIT, University Heights, was formerly known as the Newark Highlands and NJIT's mailing address used to be High Street, until the thoroughfare was renamed in memory of Dr. Martin Luther King, Jr.

In 2006-07, NJIT athletics, in keeping with its move to NCAA Division I, unveiled a new graphic identity, which included a new Highlanders logo. Developed by CN Foundry for NJIT, the logo depicts the traditional Highlander, whose ferocity and bravery against all odds are the stuff of legend.

MEDIA RELATIONS

NJIT Athletics website:

www.njithighlanders.com

Facebook, Twitter, Instagram & YouTube:

@NJITHighlanders

Assistant AD for Sports Information:

Tim Camp, 973-596-8461/

timothy.camp@njit.edu

Assistant SID: Stephanie Pillari, 973-596-

8324/pillari@njit.edu

Assistant SID: Courtney Caden, 973-596-

8485/ caden@njit.edu

MEDIA INFORMATION

This guide is designed to assist in coverage of NJIT baseball. For home matches, the NJIT sports information office will provide an official box score following each game. Coach Brian Guiliana and requested players will be available for interviews on the court following a 10-minute cooling off period. Radio broadcast requests should be made at least 10 business days prior to the contest. Requests for coach and player interviews on nongame days should be made through the NJIT sports information office (973-596-8461).

CREDITS

The 2016 NJIT Baseball Media Guide is a production of the NJIT Sports Information Office in cooperation with the Office of Strategic Communications. Written and edited by Tim Camp and Stephanie Pillari. Cover and interior design by Karyn Olsen. NJIT photographs and information courtesy of Office of Strategic Communications. All interior team and action photography by Larry Levanti. Red Bull Arena photo (p. 25) courtesy of Getty Images/RBNY.

TABLE OF CONTENTS

About NJIT	2-7
University Administration	8-11
Athletics Senior Staff	11
Sports Medicine	12-14
Strength & Conditioning	15-16
Academic Enrichment	16-17
Athletic Administration & Coaching Staff ..	18
NJIT in Division I	19-21
Athletics Facilities	22-27
Atlantic Sun Conference	28-29
Head Coach Brian Guiliana	30-31
Assistant Coaches	32-34
Roster	35
Recent Ex-Highlanders in the Pros	36-37
2014-15 Statistics	38-39
Program History	40-41
School Records	42-45
Division I Records	46-51
Year-by-Year	52-63
All-Time Varsity Roster	64-66
All-Time Records vs. Opponents	67
All-Time Records vs. Division I Opponents .	68
Hall of Fame	69
Directions to NJIT	70

NJIT is New Jersey's Science & Technology University. With roots going back to 1881, when it was founded as Newark Technical School, New Jersey Institute of Technology observed its 125th anniversary in 2006.

Located in University Heights, Newark, NJ, home to more than 30,000 college students, NJIT's campus is just 10 miles from New York City.

Playing a critical role in shaping New Jersey's future, NJIT, as a major public technological university, is an important pipeline for the flow of technology into society. The university's educational programs prepare students to be leaders in the technology-dependent economy of the 21st century. University researchers seek new knowledge to improve processes and products for industry. Through public and private partnerships and economic development efforts, the university helps to grow new business ventures that fuel the economy.

In recent years, NJIT has put tens of millions of dollars toward new and improved buildings and facilities on the 48-acre campus, including biomedical engineering labs and a campus center.



INSTRUCTIONAL PROGRAMS

NJIT offers an ever-expanding array of educational programs, with many new programs added in the last five years and more to come. In 2014 NJIT lists 125 undergraduate and graduate degree programs through six schools:

- Newark College of Engineering
- College of Architecture and Design
- College of Science and Liberal Arts
- School of Management
- Albert Dorman Honors College
- College of Computing Sciences



NJIT has 277 tenured or tenure track faculty; 99 percent of whom hold doctoral degrees or the highest degree attainable in their field. The student-faculty ratio is 16:1, with over 7,000 undergraduate students and nearly 3,000 graduate students. Our students hail from 33 states and more than 100 countries to rank eighth in the nation for diversity.

Albert Dorman Honors College enrolls more than 500 students who take advantage of honors courses, research opportunities, advising and mentoring. Honors College students have SAT scores ranking in the top 10 percent nationally.

With nearly 50,000 alumni, NJIT is an acclaimed institution.

- BuzzFeed.com ranked NJIT as the #1 higher education value nationally when considering annual tuition cost and average starting salary of graduates.
- Top one percent for return on investment and eighth in alumni earning potential among public universities nationwide – PayScale.com
- Top 10 percent nationally for return on investment and one of four best buys in New Jersey higher education –Bloomberg Businessweek
- Third in nation among America's Most Underrated Colleges – BusinessInsider.com

- Top National University – U.S. News and World Report
- 149th among national universities overall for its range of undergraduate majors and master's and doctoral degree programs and commitment to groundbreaking research - U.S. News and World Report
- An "America's Top College" – Forbes.com
- A Princeton Review Best College
- Top 200 American research universities –The Center for Measuring University Performance at Arizona State
- Top 50 among colleges without a medical school for research expenditures and top 10 among universities whose main research is in engineering – National Science Foundation
- Top 10 among technological universities in faculty scholarly productivity – Academic Analytics
- Top 100 producers of minority degrees, including fifth in the nation for bachelor's degrees in engineering technologies to all minority students – Diverse: Issues in Higher Education

RESEARCH

NJIT's research expenditures totaled more than \$110 million in FY2014 and faculty members welcome student collaboration on research projects.

As of September 1, 2014, NJIT had 185 issued U.S. Patents and 133 pending U.S. patent applications.

ECONOMIC DEVELOPMENT

NJIT is committed to economic development for Newark and the region. The university operates several outreach centers that provide direct technical assistance to the state's businesses with the goal of helping small and medium-sized companies. NJIT is also the home of New Jersey's oldest and largest incubator facility, and was one of the first institutions in the nation to adopt economic development as a fourth mission element, together with instruction, research and community service.

The Enterprise Development Center (EDC) at NJIT is New Jersey's largest high technology and life science business incubator, and one of the largest in the nation. EDC resident companies have attracted more than \$80 million in third-party funding since entering the incubator, and generated revenues of \$50 million last year. The approximately 90 member companies employ roughly 500 people.

THE CAREER EDGE

- NJIT was named in the top 1 percent for return on investment and 8th in alumni earning potential among public universities nationwide by *Payscale.com*.
- Students get a head start on their careers through cooperative education, salaried internships that relate specifically to their field of study.
- The 10 fastest-growing occupations for college graduates include NJIT's newest program areas—physician assistant and physical therapy—as well as computer-related occupations.
- Among the CEOs of the S&P 500 companies, engineering is the single most common undergraduate degree (22 percent of the group). More than half of the CEOs have undergraduate degrees in engineering, business management, science, math, or computing.

THE GLOBAL EDGE

The diversity in NJIT's student body and faculty prepares graduates to understand and succeed in the global marketplace.

THE TECHNOLOGY EDGE

NJIT has been designated one of the nation's most technologically sophisticated universities by *Forbes.com* and a *Princeton Review* survey and the university has received major funding from the National Science Foundation and the National Security Agency in recent years.

THE ACADEMIC EDGE

- NJIT named a Most Wired College by *Princeton Review*.
- NJIT was the first recipient of the Excellence in Technology Education Award presented by New Jersey Technology Council (NJTC), which annually recognizes outstanding technology companies and individuals who contribute to “growth, achievement, and excellence in diverse technology sectors of New Jersey.”
- *Forbes.com* and a *Princeton Review* survey designated NJIT as one of the nation’s most technologically sophisticated universities based on factors such as the ratio of computers to students, campus-wide and wireless networks, and technology-enhanced learning.
- NJIT has received major National Science Foundation (NSF) funding to define the next generation of computing applications. Most notable is the creation of *SmartCampus*, a wireless peer-to-peer, location-aware community system that immerses students in a world of wearable computers.
- NJIT has been designated a Center of Academic Excellence in Information Assurance (Homeland Security) Education by the **National Security Agency**.
- NJIT partners with Iowa State University in the Center for Information Protection (Homeland Security), an NSF-supported cooperative research center in information assurance.





THE REGIONAL EDGE

New Jersey, with America's highest concentration of pharmaceutical, hi-tech, biotech, and medical device companies is the place to study technology. It has the nation's highest per capita number of engineers and scientists as residents, while also leading in per capita rate of patents issued. Further, the Newark-New York region is a living laboratory for architecture and building sciences, environmental engineering and transportation. .

THE RESEARCH EDGE

NJIT has been designated by the State of New Jersey as the Homeland Security Technology Systems Center and NJIT operates the world-renowned Big Bear Solar Observatory.

A HISTORY OF NJIT

From the Industrial Revolution to the Information Age, New Jersey Institute of Technology has a rich history with its beginnings developing from the industrial age.

In 1881, an act of the New Jersey State Legislature, recognizing an urgent need, sought a home for what would be the state's technical school. The efforts of Newark's public and private sectors resulted with the opening of Newark Technical School, addressing the state's need.

Over time, the university expanded its curriculum and mission. In 1919, the university established baccalaureate programs in three engineering fields. By the middle of the 20th century, Newark Technical School was transformed into the robust Newark College of Engineering.

The post-war period was one of enormous activity with regular expansion of the campus, as well as the introduction of doctoral level programs. In 1975, with the addition of the New Jersey School of Architecture, the institution had evolved into a technological university, emphasizing a broad range of degrees and dedication to significant research and public service. Newark College of Engineering, stronger than ever, remained intact, but a new university name -- New Jersey Institute of Technology -- reflected the institution's expanded mission.

A broadened mission called for the creation of a residential campus and the opening of NJIT's first dormitory in 1980 began a period of steady growth that continues. Two new schools were established during the 1980s--the College of Science and Liberal Arts (1982) and the School of Industrial Management (1988). The Albert Dorman Honors College was established in 1994, and the College of Computing Sciences, was created in 2001. Beginning in 2009 the College of Architecture and Design was created to house the New Jersey School of Architecture and the new school of Art and Design.





DR. JOEL BLOOM

President, New Jersey Institute of Technology

Appointed President of New Jersey Institute of Technology on January 12, 2012 by unanimous vote of NJIT's Board of Trustees, Joel S. Bloom started his career in industry working as an economist.

He subsequently became an educator and administrator for the New York City public schools. Prior to coming to New Jersey, he worked as a research director and instructor at Teachers College, Columbia University.

In New Jersey, he managed state and federally-funded curriculum development and training centers for the state. From 1983 through 1990, Dr. Bloom served as assistant commissioner in the NJ Department of Education for the Division of General Academic Education. He was responsible for managing many of the education department's initiatives including competency testing, curriculum content standards, pre-school

programs, establishment of 17 model effective schools, over 300 grants and contracts, and a \$24 million budget.

Immediately prior to his appointment as President, he served as Interim President from September 2011 until January 2012. Prior to that, he was NJIT's Vice President for Academic and Student Services, as well as founding dean of the Albert Dorman Honors College.

Indeed, since joining NJIT in July 1990, Dr. Bloom has served the university in many capacities.

Promoted in 1996 to Vice President for Academic and Student Services, he was responsible for nine divisions of the university, including pre-college programs, enrollment management, continuing professional education, career development services, dean of student services, freshman studies, educational opportunity programs, library services, physical education and athletics.

Dr. Bloom was appointed as the first dean of the Albert Dorman Honors College in 1998, in addition to his vice president responsibilities. The Honors College enrolls over 650 students who come from 15 states

and several foreign countries. The average SAT score is over 1340 and the majority of the incoming freshman class members graduated in the top 15 percent of their high school class. More than 50 percent of the Honors College students maintain a grade-point average higher than 3.5.

Dr. Bloom is chair of the Science Park Board, treasurer of the NJ President's Council, and treasurer of the NJEDGE.Net Board. In addition, he serves as a member of the following boards: the Board for Communities and Schools, Newark Alliance, Philadelphia Alliance for Minority Participation, La Casa de Don Pedro, and the Association of Public and Land-grant Universities Presidents Council. Dr. Bloom has been the recipient of national and state education awards, as well as federal, foundation and corporate grant awards. He has published journal articles and presented papers on school improvement, curriculum development, college transition and student assessment.

Dr. Bloom holds a master's degree and a doctorate from Teachers College, Columbia University. He also earned master's and bachelor's degrees from Hunter College of the City University, New York City.



CHARLES J. FEY

Vice President for Academic and Student Services

oversees numerous offices and departments at NJIT, including including Intercollegiate Athletics, Recreation and Intramurals, Physical Education.

Fey actively participates in student affairs business on a national level and holds or has held board positions in ACPA, NASPA, and APLU. He was the founding president of the Massachusetts College Personnel Association and was president of the Texas Association of College and University Personnel Association. Fey has received numerous awards including the Esther Lloyd Jones Professional Service Award from ACPA; is a Diamond Honoree of ACPA's Foundation; twice received the Outstanding Service award from the Commission on Administrative Leadership of ACPA; and an exemplary service award from MCPA.

Fey earned his bachelor's degree in liberal arts and his masters of education degree in counselor education, college student personnel services, both from The Pennsylvania State University. He holds a doctorate in higher education administration from Texas A&M University.

Prior to NJIT, he was the Vice President for Student Affairs at The University of Akron; was Vice President for Student Affairs at University of Maryland, Baltimore County (UMBC); Dean of Students at the University of Texas at El Paso; served as Vice President and Dean of Student Life at Our Lady of the Lake University in San Antonio; Dean of Students at St. Mary's University, also in San Antonio; Associate Dean of Student Affairs at Keene (NH) State College; Director of Housing/Resident Life at Catholic University of America; and in numerous student affairs and other administrative posts at Newbury Junior College in Boston.

Married to Melba Ann Fey since 1985, Charlie and Melba have two daughters, Kelly Prestel, living in Boston, and Chelsea Fey, living in Arlington, VA and two sons, Lloyd Lopez and Matt Lopez, who live in San Antonio.

Dr. Fey joined NJIT in September 2012 with 39 years of leadership experience in student services as Vice President of Academic Support and Student Affairs.

At NJIT, he continues his commitment to creating a campus climate that promotes student achievement and student success. His personal philosophy of student engagement extends to the development of innovative programs that inspire challenging and engaging student experiences and encourage each student to reach for his/her dream and work until it is achieved.

Dr. Fey's strong record of accomplishments demonstrates his deep understanding of emerging issues and trends that affect metropolitan campuses and the students who attend them. In addition to his direct involvement with students, Fey



LENNY KAPLAN

Assistant Vice President/Director of Athletics

Since taking over as head of New Jersey Institute of Technology's division of physical education and athletics in August 2000, Lenny Kaplan has been instrumental in guiding the program's growth, first at the NCAA Division II level and, since late 2002, the successful reclassification to NCAA Division I.

The 2014-15 academic year saw momentous accomplishments and change for Highlander athletics.

In competition, two NJIT teams, men's soccer and men's basketball, scored victories over nationally-ranked opponents. Men's soccer defeated #22 Navy in late September 2014 and men's basketball became a national story when it upset #17/#16 Michigan in Ann Arbor on December 6. Later, the men's basketball team won its first three games in the national CollegeInsider.com postseason tournament, advancing to the semifinals.

Off the court, NJIT announced plans to build a new Wellness and Events Center, a \$100 million on-campus facility with an opening targeted for 2017. And finally, the Highlanders, who had been the only Division I

Independent in the nation, accepted an opportunity to become the eighth full member of the multisport Atlantic Sun Conference, effective July 1, 2015.

Along the way, Kaplan was promoted in 2014-15 to his new title of Assistant Vice President/Director of Athletics.

He has been a member of the Division I-AAA Athletics Directors Association (DI-AAA ADA) Executive Committee since 2012-13. The Division I-AAA Athletics Directors Association's mission is to enhance initiatives common to its Division I-AAA membership (the Division I institutions that do not sponsor football).

In September 2015, Lenny Kaplan was lauded at the annual Eastern College Athletic Conference (ECAC) Honors Luncheon. In a program that recognized student-athletes, administrators, institutions and officials, he was one of two named Division I Male Administrator of the Year.

Going back more than a decade to his arrival at NJIT, Kaplan helped stabilize and expand a program that was entering its fourth year in Division II. In late 2002, after discussions with then-university President Dr. Robert A. Altenkirch and Vice President (now President) Dr. Joel Bloom, Kaplan took on the task of steering NJIT's programs into Division I, an arduous process that reached fruition with the NCAA's granting active Division I status, with full championship eligibility effective September 1, 2009.

Throughout Kaplan's tenure, NJIT has enhanced the athletics program, particularly in areas that benefit the

student-athletes directly. A hallmark in achieving that aim was the Highlanders Athletics Campaign, which announced in the summer of 2009 that it had raised \$5.4 million, exceeding its original goal. In the \$5 million goal, \$3 million was for facilities, \$1.5 million for athletic scholarships, and \$500,000 for program support.

The sports offerings have expanded to the current 19 varsity programs. And since 2004, NJIT has renovated its two main on-campus venues—Lubetkin Field at Mal Simon Stadium at Lubetkin Field and the Estelle and Zoom Fleisher Athletic Center. Further, the Naimoli Family Recreation Center, a 25,600-square foot facility opened early in 2011 enhanced the recreational and intercollegiate opportunities on campus. The Naimoli Center is the home of both NJIT tennis teams.

The school also signed a 10-year partnership to play all home baseball in the professional Bears and Eagles Riverfront Stadium and later agreed to host select basketball home games in the Prudential Center, downtown Newark home of the NHL's New Jersey Devils. The NJIT club hockey team also plays all of its home contests in the AmeriHealth Pavilion, part of the Prudential Center that serves as the Devils practice rink.

Under Kaplan's leadership, many teams achieved regional and national Division II ranking. Success for several women's teams was unprecedented, with basketball, tennis and soccer all reaching postseason play for the first time in their existence under his administration.

Additionally, men's volleyball captured a divisional championship in the Eastern Intercollegiate Volleyball Association and the next year reached the EIVA playoff semifinals hosted by eventual 2008 national champion Penn State.

In 2009-10, NJIT's first year as a full active member of Division I, the women's volleyball team and senior Sabrina Baby became the school's first Division I national statistical champions, as team and individual leaders, respectively, digs per set. Baby was honored as the school's first CoSIDA Academic All-America in the Division I era, earning third-team national honors.

Christian Baumbach made history in 2009 as NJIT's first individual DI conference champion, when he won the Great West Conference men's cross country race. He also won the prestigious IC4A University Division race in the 101st annual running of that contest.

In 2010-11, the Highlanders earned their first-ever Division I conference team championship when women's tennis captured the Great West title, a feat they repeated the following year. In 2012-13, both basketball teams won Great West Conference crowns. Individually, men's basketball players Isaiah Wilkerson (2011-12), Chris Flores (2012-13), and Damon Lynn (2014-15) have all been Associated Press All-America honorable mention recipients,

Marko Drljic became the first NJIT men's soccer player to be selected to the All-Region season honors from the NSCAA at

the highest level, earning the honor in both 2013 and 2014. Cristian Marcel won similar honors in 2014. The duo were Sun Belt Conference Offensive Player of the Year (Marcel) and Defensive Player of Year (Drljic) in 2014, as well.

Men's tennis player Markus Schultz has achieved regional ranking in both 2013-14 and 2014-15.

John Porteous became the first NJIT track and field athlete to qualify to the 2014 NCAA Track and Field Regional, earning a spot in the men's 400-meter hurdles.

Julia Garcia, a freshman, was second in the epee at the 2015 NCAA Championships, becoming the school's first women's fencing All-America.

NJIT's growing success in Division I competition has been gone along with a continued commitment to excellence in the university's rigorous academic environment. The combined grade point average of Highlander student-athletes has been above 3.0 for 12 straight semesters through Spring 2015.

Before coming to NJIT, Lenny Kaplan served 11 years at Manhattan College, where he began as Manhattan's director of operations and was assistant athletics director from 1991-2000.

Kaplan, a 1988 graduate of St. John's University with a degree in athletics administration, resides in Merrick, NY, with his wife, Nancy. They are the parents of two sons, Michael, a student at Lafayette College, and Joshua, who is in high school.

Athletics Senior Staff



Andrew Schwartz
Senior Associate Athletic Director
(973) 642-7224 aschwartz@njit.edu



Stephanie Pillari
Acting Senior Women's Administrator/
Assistant Sports Information Director
973-596-8324 pillari@njit.edu



Tim Camp
Asst. Director of Athletics/
Sports Information
(973) 596-8461 timothy.camp@njit.edu



Jayson Smikle
Assistant Athletic Director
for Compliance
(973) 596-5278 jsmikle@njit.edu



Tim Paul
Assistant Director of
Development for Athletics
(973) 596-8489 tpaul@njit.edu

SPORTS MEDICINE

NJIT sports medicine is moving forward with the growth of the Highlanders program. Head trainer Matt Koscs, MS/ATC, oversees the program, ably assisted by assistant trainers Paul Grayner, MEd/ATC; Melissa Maskery, MS, ATC; Brittany Vondran, MS/ATC; and, Kyle Tuohy, BS/ATC.



Matt Koscs, ATC, Head Athletic Trainer

Matt Koscs, who earned both his bachelor's and master's degrees from University of Delaware, has

served NJIT as head trainer since July 2009, a year after he joined the staff as an assistant trainer.

As an undergraduate at Delaware, he was recipient of the Paris Delligatti Memorial Award for Excellence in Athletic Training. He

earned his MS in Exercise Science from Delaware in 2008.

Prior to his arrival at NJIT, Matt served three years as the head athletic trainer at Hodgson Vocational Technical High School in Newark, DE, from 2005 to 2008.

In addition to his work at the high school level, he was head athletic trainer for the Delaware Dynasty semi-pro soccer team in Wilmington, as well as with the Kirkwood Soccer Club in New Castle in 2005 and 2006.

He was employed from 2005 to 2008 at Christiana Care Physical Therapy Plus, in Newark, DE, where he was an athletic trainer and was the Director of Athletic Training Services in a clinical setting.

He is a NATABOC certified athletic trainer, as well as holding additional certifications as a professional rescuer and in first aid.

He resides in Metuchen, NJ with his wife Kristin and daughters Eloise, Claire and Madeleine.



Paul Grayner, ATC, Assistant Athletic Trainer

Paul Grayner, who joined the NJIT staff as an assistant athletic trainer late in the 2008 calendar year, has a diverse

background in athletic training, having served at the college and professional levels, as well as in a fitness center setting.

A graduate of Saint Leo College in Florida and holder of a master's

degree from American University in Washington, DC, Grayner has served as both a head and assistant trainer in the past.

From the mid-1970s to the mid-1980s, he was a trainer in the minor league systems of the New York Yankees and New York Mets from 1977 to 1985 and in 1984 he was assistant trainer with the Mets. He later worked with the Long Island Knights professional basketball team.

At the collegiate level, he was head trainer at Division I Fairleigh Dickinson University in Teaneck, NJ from 1989 to 1998 and he earlier worked as an assistant trainer at Hofstra (1982-85) and Adelphi (1985) on Long Island before joining FDU as an assistant (1986-89).

In addition to his work in athletic training, Grayner is a financial services representative and a life insurance sales representative.

He resides in Dumont, NJ.



Melissa Mackey, ATC, Assistant Athletic Trainer

Melissa Mackey, who joined the NJIT staff as an assistant athletic trainer in the summer of 2013, earned her bachelor's

degree, majoring in athletic training and minoring in strength and conditioning, from the University of Delaware in 2011.

She earned her master's in athletic training at Temple University in May 2013.

As a graduate assistant, she worked in Philadelphia with several Division I teams at Drexel University and as an undergraduate, on the medical staff for Delaware's 2010 Division I Football Championship Series (formerly known as Division I-AA) national runner-up.

She has worked as a trainer at numerous summer camps and before coming to NJIT, she earned the 2013 Merit Award for Research in the College of Health Sciences & Social Work and was the recipient of Drexel University Dragon Award for Leadership.

She is married to Mark Mackey.



Kyle Tuohy, ATC, Assistant Athletic Trainer

Kyle Tuohy, a 2014 summa cum laude graduate of East Stroudsburg (PA) University, joined the NJIT

athletic training staff in September 2014.

Tuohy, who will attend graduate school while working at NJIT, won

multiple awards from his alma mater, including the David Carylton Athletic Training Outstanding Student Award in May 2014.

He had varied clinical internship experience starting in the Fall Semester 2012 and continuing through his senior year.

His internships included stints with the East Stroudsburg women's basketball team; Parkland High School and Pen Argyl High School,

both in Pennsylvania; the Tennessee Smokies professional baseball team, Class AA minor league affiliate of the Chicago Cubs; and Lafayette College in Easton, PA, where he worked closely with the Leopards football team in season and also worked with athletes from all in-season sports in the Fall Semester.

He holds several profession-related certifications, including from the National Athletic Trainers Association.



Lauren Kravitz, ATC, Assistant Athletic Trainer

Lauren Kravitz, who joined the NJIT staff as an assistant athletic trainer in the fall of 2015, earned her bachelor's degree,

majoring in athletic training from William Paterson University in 2013.

She is pursuing her master's in exercise science with a concentration in exercise physiology at Kean University with an

anticipated graduation in December 2015.

As a graduate assistant at Kean University, she was the primary contact for NCAA Division III men's and women's basketball, field hockey and men's and women's lacrosse.

Prior to graduation at William Paterson, she worked as an athletic training student, providing treatment for NCAA Division III football, softball, men's basketball and men's and women's soccer.

She has worked as an Occupational Therapist Aide at Optimum Orthopedics in Montclair, NJ, as well as an Aide at Push to Walk, a non-profit organization in Riverdale, NJ, that provides individualized workouts and resources to people with spinal cord injuries and other neurological conditions.

Her volunteer experience includes: National Special Olympics, Special Olympics of New Jersey Summer Games and Special Olympics of New Jersey Fall Games.

Administration



Louis Rizio, MD, Team Physician

Dr. Rizio is a board certified orthopedic surgeon and is fellowship trained in the field of sports medicine. He is a graduate of Rutgers and after earning his medical degree from the UMDNJ/New Jersey Medical School (recently reorganized and renamed Rutgers Biomedical and

Health Sciences), Dr. Rizio completed his orthopaedic residency at Tufts University in Boston.

He then completed a sports medicine fellowship at the University of Miami. During his fellowship, he was assistant team physician of the Miami Dolphins, University of Miami Hurricanes, and the Florida Marlins.

Dr. Rizio, who specializes in sports-related injuries, practices at the Sports Medicine and Orthopaedic

Center in Livingston, NJ. Prior to starting his own practice, Dr Rizio was the Chief of Sports Medicine at the NJ Medical School from 2000-2005. He currently is a professional, college, and high school team physician.

In 2013, Dr. Rizio was honored by the magazine New Jersey Monthly on its "Jersey Choice Top Doctors" list.

STRENGTH AND CONDITIONING

There are many ways to make a team better and a vital path to improvement comes with the mantra "bigger, stronger, faster".

It's how teams get better from within by maximizing individual and team performance in competition. The Strength and Conditioning staff also works closely with the Athletic Training Staff in the areas of injury prevention and rehabilitation.

In the summer and fall of 2014, NJIT's Strength and Conditioning took new direction with the appointment of Bobby Fisk as Head Strength and Conditioning Coach and Drew Culp as Fisk's Assistant Coach.



Bobby Fisk, Head Strength & Conditioning Coach

Bobby Fisk, who was a basketball player in his own college days and coached the sport after college, comes to NJIT from Xavier University in Cincinnati, where he was assistant coach of strength and conditioning for the entire Musketeers' program, which

competes in the Big East Conference.

Fisk, a native of Schenectady, NY, spent over two years at Hobart and William Smith Colleges in Geneva, NY, where, as head strength and conditioning coach, he worked with successful teams, including women's soccer (William Smith College), which won the 2013 NCAA Division III National Championship; football (Hobart), which advanced to the 2012 Division III national quarterfinals and the regional finals in 2011 and

2013; and basketball, where Hobart reached the second round of the 2012 NCAA Tournament.

Moving to the Division I level with Xavier in 2013-14, Fisk worked with all 16 of the school's teams, with a primary assignment to women's basketball, men's and women's soccer, baseball, and men's and women's tennis.

He is a graduate of the State University of New York College at

Oneonta (BS, Business Economics, 2008), Averett University of Danville, VA (MBA, 2010), and California University of Pennsylvania (MS in Exercise Science, Performance Enhancement & Injury Prevention, 2013).

As a student-athlete, Fisk was a men's basketball player at NCAA Division I UMBC in Baltimore for three years before transferring to Oneonta, where he was on the team for two years, serving as captain as a senior and earning All-State

University of New York Athletic Conference honorable mention.

As a senior for Oneonta's Red Dragons, he finished 16th in the nation in Division III in 3-point shooting percentage (.441) and 22nd in 3-pointers made per game (3.2) as a senior at Oneonta.

After graduation from Oneonta, he entered coaching while pursuing his master's degree at Averett, serving that program as assistant men's basketball coach (two years) and head strength and conditioning

coach (one year).

Having received his master's degree from Averett in December 2010, he returned home to the Schenectady area and worked April 2011 to July 2011 as assistant strength and conditioning coach at nearby Siena College and with the minor professional basketball Albany Legends (head strength and conditioning coach).

Fisk holds multiple certifications and professional memberships.



Drew Culp, Assistant Strength & Conditioning

NJIT's head strength and conditioning coach Bobby Fisk named Drew Culp to be his assistant coach in

September 2014.

Culp, who earned his bachelor's degree from Penn State University in 2010 and his master's degree from Penn State in 2012, most recently served as a volunteer assistant strength and conditioning coach at

nearby Seton Hall prior to accepting his position with NJIT.

At Seton Hall, Culp worked with the school's Big East Conference men's and women's basketball teams, as well as with the men's soccer team.

Between college and coming to New Jersey, Culp worked at Velocity Sports Performance in Irvine, CA. He was a Sports Performance Coach and Assistant Sports Performance Director. Specifically, he was the Head Strength and Conditioning Coach for the El Toro High School football team and also assisted in

training National Football League combine athletes. He also offered private training to athletes in a range of sports and age levels.

Drew Culp was a graduate assistant strength and conditioning coach at Penn State, working with the Nittany Lions football team for over a year through preseason 2012 and working with 11 Olympic Sports teams in his final semester.

He holds multiple certifications, including both strength and conditioning and first aid and CPR.



ACADEMIC ENRICHMENT

Sandra Taylor, Director of The Learning Center

Sandra Taylor was appointed as Director of The Learning Center in late September

2014 after serving as Interim Director for the previous 16 months.

She joined NJIT in January 2010 as Academic Advisor for Student-Athletes working in NJIT's Center for Academic and Personal Enrichment (CAPE), which has since been renamed as The Learning Center.

She mentored student-athletes in the areas of academic support, personal development, leadership, and community service. She was instrumental in bringing the Chi Alpha Sigma Honor Society for student-athletes to campus and has been individually certified from the N4A (National Association of Academic Advisors for Athletics) as an academic advisor for student-athletes.

In May 2013, she was elevated to Interim Director of CAPE and presided over its transition to the Learning Center in August of 2014. The Learning Center provides academic support to all students, mentoring and workshops, tutoring in areas outside of math and writing,

and testing accommodations for students with disabilities. She has served on NJIT's Strategic Planning, Academic Advising, Retention and Persistence, Customer Service, Student Satisfaction, and Athletic Oversight Committees.

Prior to joining NJIT, Taylor spent 17 years as a key member of the Manhattan College Department of Athletics. She earned both her bachelor's degree in secondary education and her master's degree in special education from Manhattan College and is working on her doctorate in educational leadership at St. Mary's University in Winona, MN.

Working in the athletics department at Manhattan, a founding member of the Metro Atlantic Athletic Conference, Taylor was Associate Director of Athletics and Senior Woman Administrator, having filled those posts from 1996 until joining NJIT in 2010,

For much of her time on the Manhattan staff (1995 to 2003), she was Chief Athletic Department Compliance Officer, with responsibility for Manhattan's adherence to NCAA Division I, MAAC and college regulations. She began her service at Manhattan as

Athletic Department Ticket Manager, serving in that capacity from 1993 to 2003.

In her time at Manhattan, she served on numerous NCAA, conference and internal college committees, including service on the NCAA Division I Management Council from 2004 to 2007 and as chair of the NCAA Women's Lacrosse Committee from 2002 to 2006.

At the conference level, she chaired the MAAC Women's Basketball Committee from 1997 to 2009 and also served on four other sport committees, as well as on the MAAC Committee on Athletic Administration, with service as vice-chair in 2008-09.

Internally at Manhattan, her assignments included service on the Middle States Review in 2000 and on the NCAA Certification Committee.

Sandra and her husband, Ken, who is Associate Athletics Director/Development and Marketing at Monmouth University after many years as Associate Commissioner at the MAAC, reside in Monroe Township, NJ, with their daughters, Katherine, who was born in May 2004, and Samantha, who was born in July 2009.



Mike Spisto, Eligibility Certification Officer/Academic Adviser for Athletics

Mike Spisto moved to administration as NJIT's Eligibility Certification Office/Academic

Adviser for Athletics in the Spring of 2013, working in the Center for Academic and Personal Enrichment (CAPE), now named The Learning Center.

For the previous five years, he was the top assistant coach on the men's basketball staff, working with head coach Jim Engles in an association that culminated with the Highlanders capturing the 2013 regular season championship of the Great West Conference.

In addition to 14 years college coaching—five at NJIT—he served as Director of Athletics at the State University of New York at Delhi in the

two years before he joined Engles' coaching staff with the Highlanders.

He had two stints as head coach at SUNY at Delhi sandwiched around three years as a Division I assistant with Rider and Albany (NY). He began his coaching career with two years an assistant at his alma mater, Division III SUNY Oneonta.

At Delhi, which is also an alma mater, he was head coach from 1999 to 2001, left to become a Division I assistant and then returned for another two-year stint as head coach from 2004 to 2006 before becoming AD at Delhi.

His head coaching record in four years at SUNY Delhi was 86-31 and both stints included championships and coaching awards. His first Division I coaching assignment came at Rider University in 2001-02, where he worked alongside Jim Engles as an assistant when Rider captured its first-ever Metro Atlantic

Athletic Conference regular season championship.

Heading to the University at Albany (NY), he helped recruit the team that would win back-to-back America East Conference championships.

Spisto's coaching career began at Oneonta State following his 1997 graduation. In addition to his bachelor's degree from Oneonta, he earned an associate's degree from SUNY Delhi, as well as an MSS from United States Sports Academy.

He played at both Delhi and Oneonta and was all-region twice at Delhi, where he is the career assists leader. At Oneonta he was captain as a senior after winning an ECAC title his junior year.

Mike and his wife, Katie-Lynn, reside in Staten Island, NY, with their young children: sons Michael (10) and Christopher (7), and daughter Alyssa (3).



Brittany Vorndran, Academic Advisor for Student-Athletes

Brittany Vorndran, who joined the NJIT staff as an assistant athletic trainer in the summer of 2012, earned

her bachelor's degree, majoring in athletic training, from Bridgewater (MA) State University in 2010 and was the school's 2008-09 Athletic Training Student of the Year.

She earned her master's in Kinesiology at James Madison University in Harrisonburg, VA, in May 2012.

At James Madison, she worked with the cross country, track and field, tennis and cheerleading teams.

A resident of Millville, NJ, she has worked as a substitute teacher for the Millville Board of Education.

Administration

SENIOR ADMINISTRATION

Lenny Kaplan	Assistant Vice President/Director of Athletics
Andrew Schwartz	Senior Associate Athletic Director
Stephanie Pillari	Acting Senior Woman Administrator
Jayson Smikle	Assistant Athletic Director for Compliance
Tim Camp	Asst. Athletic Director for Sports Information
Brian Callahan	Assistant Director of Physical Education
Michael Siegel, PhD	Faculty Athletic Representative
Kerry Feder	Administrative Assistant for the Director of Athletics

ACADEMIC SUPPORT

Sandra Taylor	Director of The Learning Center;
Mike Spisto	Eligibility Certification Officer/ Academic Advisor Athletics

ATHLETIC TRAINING

Matt Koscs	Head Athletic Trainer
Paul Grayner	Assistant Athletic Trainer
Melissa Mackey	Assistant Athletic Trainer
Kyle Tuohy	Assistant Athletic Trainer
Lauren Kravitz	Assistant Athletic Trainer
Dr. Louis Rizio	Team Physician

COMPLIANCE

Jayson Smikle	Assistant Athletic Director for Compliance
Raquel Green	Compliance Coordinator

DEVELOPMENT

Tim Paul	Assistant Director of Development for Athletics
----------	--

FLEISHER ATHLETIC CENTER/ WARREN STREET FITNESS CENTER

Casey MacDonald	Interim Operations Manager
Joe Vacca	Athletics Business Coordinator/ Ticket Manager
Jonathan Walker	Warren Street Fitness Center Front Desk

SPORTS INFORMATION

Tim Camp	Assistant Athletic Director for Sports Information
Stephanie Pillari	Assistant Sports Information Director
Courtney Caden	Assistant Sports Information Director

STRENGTH AND CONDITIONING

Bobby Fisk	Head Strength and Conditioning Coach
Drew Culp	Assistant Strength and Conditioning Coach

COACHING STAFF DIRECTORY

BASEBALL

Brian Guiliana	Head Coach
Robbie McClellan	Assistant Coach
Grant Neary	Assistant Coach
Craig Anderson	Volunteer Assistant Coach

MEN'S BASKETBALL

Jim Engles	Head Coach
Brian Kennedy	Assistant Coach
Jesse Agel	Assistant Coach
Kim Waiters	Assistant Coach
Andrew McGlynn	Director of Basketball Operations

WOMEN'S BASKETBALL

Steve Lanpher	Head Coach
DeAnn Kraft	Assistant Coach
La Kea Jones	Assistant Coach
Epiphany Smith	Assistant Coach

MEN'S & WOMEN'S CROSS COUNTRY

Al Alonso	Head Coach
John Crawford	Assistant Coach

MEN'S AND WOMEN'S FENCING

Yefim Litvan	Head Coach
Jason Henderson	Assistant Coach
Danielle Henderson	Assistant Coach
Ben Igoe	Assistant Coach

MEN'S LACROSSE

Travis Johnson	Head Coach
Brad Conlon	Assistant Coach
Fran Gormley	Assistant Coach
Brian Tironi	Volunteer Assistant Coach

MEN'S SOCCER

Didier Orellana	Head Coach
David Janezic	Assistant Coach
Augi Freitas	Assistant Coach
Anthony Tuesta	Volunteer Assistant

WOMEN'S SOCCER

Mandi Risden	Head Coach
Scott Waddell	Assistant Coach
Chris Duggan	Assistant Coach
Tim Verschuren	Volunteer Coach

MEN'S SWIMMING & DIVING

Michael Lawson	Head Coach
Mark Albright	Assistant Coach
Shawn Bryan	Assistant Coach
Anthony Cacula	Volunteer Diving Coach

MEN'S AND WOMEN'S TENNIS

Ira Miller	Head Coach
Jacob Myer	Assistant Coach
Livia Gherman	Assistant Coach

MEN'S AND WOMEN'S TRACK AND FIELD (INDOOR & OUTDOOR)

Al Alonso	Head Coach
John Crawford	Assistant Coach
James Luginsland	Assistant Coach (Throws)

MEN'S VOLLEYBALL

Danny Goncalves	Head Coach
Brennon Dyer	Assistant Coach

WOMEN'S VOLLEYBALL

Pete Volkert	Head Coach
Ariel Scott	Assistant Coach
Anthony Valbrun	Assistant Coach
Marc Solondz	Volunteer Coach

Beginning on September 1, 2009, the entire NJIT athletics program officially gained across-the-board active membership in NCAA Division I, completing a process that began officially in 2003.

NJIT, its teams and student-athletes enjoy the full benefits of Division I membership, including eligibility for Division I postseason championship competition and the inclusion of the Highlanders among the national Division I leaders in statistics maintained by the NCAA.



Cody Kramer

Within months of NJIT's active Division I membership, the school won its first national Division I statistical championships, as women's volleyball player Sabrina

Baby led the nation in digs per set and her teammates captured the team crown for digs, as well.

The NCAA's decision to make NJIT a full member of Division I completed a specific timetable that required NJIT and its Department of Athletics to meet a series of annual benchmarks before proceeding to the next step in the process.

NJIT, which competed in NCAA Division II beginning in 1997-98 and in NCAA Division III for

more than two decades before that, made its first formal move toward Division I reclassification with men's

soccer paving the way in 2003. That move grew out of November 2002 meetings among then-President Robert A. Altenkirch, then Vice President Joel Bloom (who would later succeed Altenkirch as NJIT's President) and Director of Athletics Lenny Kaplan. From there came a proposal for Dr. Altenkirch to the Board of Trustees, which unanimously approved in February 2003 a plan to reclassify men's soccer to Division I. Little more than two years later, the NCAA approved NJIT's proposal to begin advancing its entire program to Division I.

Men's soccer achieved active Division I status in 2005 and NJIT women's soccer became postseason-eligible in 2007. The remaining programs also began reclassifying in 2005, with active status taking longer for an entire athletics program than under the single-sport- per-gender track used for the two soccer programs.

In 2005-06 the lion's share of the competition for all but the men's soccer program came at the Division

II level. In 2006-07, 2007-08, and 2008-09, NJIT's teams competed at the Division I level and fully complied with NCAA Division I rules, but were not eligible for championships at the top level.

Every facet of the program has been enhanced in the move to Division I with a special emphasis placed on student-athlete welfare. Facility upgrades have gone along with support staff expansion. NJIT has built a model NCAA Division I rules compliance regimen within its athletics program and across the entire university.

Further, the Board of Trustees embraced the transition to Division I as part of the University's



Ian Bentley

strategic plan to enhance the quality of campus life for all students.

NJIT's teams compete throughout the United States, taking on opponents from schools that are instantly recognizable for their stature in academics and athletics.

NJIT student-athletes have faced opponents every Ivy League institution, as well as the Patriot League, including Army and Navy, Buckell, Lafayette, and Lehigh.

The Highlanders have also competed against teams from every Division I conference with teams either in the Northeast or Mid-Atlantic States, including the America East, American Athletic, Atlantic 10, Big East, Colonial Athletic Association, Metro Atlantic Athletic, Mid-Eastern Athletic, and Northeast.

The eighth New Jersey-based institution in Division I, NJIT has competed against all seven of its home state peers, including Rutgers and Seton Hall.

In addition, Highlander teams have taken on squads from power conferences such as the ACC, Big Ten, Big 12, and Pac-12.

NJIT joined its first Division I conference in 2009-10 when the Great West became an all-sports conference and women's tennis captured back-to-back league titles in 2011 and 2012. In 2012-13, the final year of the GWC, NJIT men's basketball was regular season champion and NJIT women's basketball was GWC Tournament champion.

Moving on from the Great West, NJIT women's tennis joined the America East Conference in 2013-14 and finished as conference runner-up in 2014, the Highlanders' first try at the AEC title. NJIT

men's soccer began play as a member of the Sun Belt Conference in 2014. Also in 2013-14, NJIT men's swimming became one of three new members in the Coastal Collegiate Swimming Association (CCSA).

In June 2015, NJIT and the Atlantic Sun Conference announced that the Highlanders would become the newest full member of the A-Sun. Founded in 1978 as the Trans America Athletic Conference, the conference took on its present name following the 2001 season.

The Atlantic Sun Conference will be the home of 13 of NJIT's varsity teams in 2015-16, with men's soccer moving over from the Sun Belt in 2016-17, bringing the total of A-Sun teams from NJIT to 14.



Jesse Uttendorfer

COMING IN FALL 2017—

THE NJIT WELLNESS AND EVENTS CENTER

NJIT hosted a groundbreaking ceremony on Thursday, November 12 for the Wellness and Events Center (WEC), a sleek new building that has the promise to become the social centerpiece of a revamped campus.

The Wellness and Events Center, already nicknamed WEC, is a \$102 million building that will be constructed on the site of the current Lubetkin Field at Mal Simon Stadium athletic field. WEC will extend across the length of the field, which will later be rebuilt on the north side of the building. The construction of WEC, to begin after the groundbreaking, will be finished in the fall of 2017.


The WEC will accommodate the rapid growth of the school's athletic department, student body, and campus community. In addition to a number of conference, academic, and community facilities, the building will house a first-class basketball arena, natatorium, locker rooms, indoor track, concessions, suites, offices, and a fitness center.

The 3,500 seat basketball arena will compare favorably with many Division I mid-major facilities throughout the country, allowing NJIT to continue to grow their men's and women's basketball programs.



WEC will have many amenities, just some of which include:

- A 25-meter swimming pool with diving area
- A fitness center with cardio equipment and weights
- Lounges, study areas and multipurpose rooms
- An indoor 10,000 square feet turf space
- Two practice courts for intramural and intercollegiate sports
- A running track that will encircle the concourse of the first-floor arena
- The arena will seat 3,500 people, but the bleachers are designed to retract, allowing the floor space in the arena to triple in size.
- The expanded floor space will host campus events and professional conferences
- An inside path on the first floor will allow students to walk from the subway and other areas on Lock Street to the main campus quad
- A 30-foot-wide promenade between Tiernan Hall



- The outside steps and the open space on WEC's northside are designed for students to sit comfortably
- WEC will be three stories high and its north side will be all windows, through which natural light will flood into the building. The tall windows will overlook the new athletic field.

Athletics Facilities



The New Jersey Institute of Technology teams play home games and practice in a combination of facilities on campus and off.

The on-campus facilities include Lubetkin Field at Mal Simon Stadium for outdoor sports and the Estelle and Zoom Fleisher Athletic Center for indoor sports. In addition, NJIT in 2011 opened is the Naimoli Family Athletic and Recreational Facility, a multi-purpose indoor facility on the site of the former outdoor tennis courts.

Off-campus venues include Bears and Eagles Riverfront Stadium, a professional minor league stadium that is the home of NJIT baseball; the Prudential Center, home of the NHL Devils and NBA Nets, which has hosted selected NJIT basketball games; and, Branch Brook Park in Newark and Van Cortlandt Park in the Bronx, home sites for NJIT cross country. All except for Van Cortlandt Park are less than two miles from the NJIT campus.

LUBETKIN FIELD AT MAL SIMON STADIUM

The men's and women's soccer teams play their home games and practice on campus at Lubetkin Field at Malc Simon Stadium, a first-class venue for college soccer.

The field on the west end of NJIT's University Heights campus is an all-weather facility, with 24/7 availability for competition or practice. Outfitted with SprinTurf artificial grass in the summer of 2004, Lubetkin Field at Mal Simon Stadium also includes lighting for night contests, bleacher seating for more than 1,200 spectators, a press box and scoreboard.

The fully-enclosed facility, with its entrance a few feet opposite the entrance of the indoor Estelle and Zoom Fleisher Athletic Center, can take its place alongside any college soccer facility in the Northeast.

The home of Highlanders soccer served as the host site for the first-ever Great West

Conference women's soccer championship tournament in November 2009. Previously, NJIT hosted the three-day 2005 ECAC Division II women's soccer championship tournament.

In the fall of 2005, when the Northeast was hit with record rainfall, games went on without a hitch at Lubetkin Field, thanks to the quality of the surface. Indeed, with the rain disrupting schedules around the region, some crucial Big East contests involving Seton Hall were moved to NJIT's home field. Those games, too, went off without a hitch.



The Estelle and Zoom Fleisher Athletic Center

ESTELLE AND ZOOM FLEISHER ATHLETIC CENTER

The NJIT men's and women's basketball teams and men's and women's volleyball teams play their home games in the Fleisher Athletic Center gymnasium, while the swimming and diving team competes and practices in building's pool. The Fleisher Center also houses intercollegiate fencing, as well as all athletic department offices, varsity and general weight and fitness rooms, and the athletic training room.

In the summer of 2006, the gym underwent renovation to include installation of a new floor and baskets, new lighting, new sound system and new scoreboards, along with entirely new seating for approximately 1,500 spectators after the first phase of renovation. The back bay 'C gym' can be sectioned off from the

main competition floor, making the facility useful for intramurals, physical education classes and campus recreation time, while being able to host multiple simultaneous events.

A six-lane swimming pool in Fleisher Athletic Center is home to the NJIT swimming team. Fencing has its own area on the second floor of the building.

In addition to all athletic department offices, the Fleisher Athletic Center also houses the sports medicine staff in the Athletic Training Room and the varsity weight room, supervised by the head strength and condition coach. The building's third floor is home to a fitness center, which is open for use by all students and staff.

Athletics Facilities



THE NAIMOLI FAMILY ATHLETIC & RECREATION FACILITY

Opened in 2011, the facility is approximately 25,600 square feet. The Naimoli Family Center will be a multi-purpose space for athletics, community recreation, and gatherings involving large numbers of people.

Built on top of the old outdoor tennis courts adjoining the Fleisher Athletic Center, construction of this new building has been made possible, in part, by a generous gift from Vincent Naimoli '62, Chairman and CEO of Anchor Industries International and Chairman Emeritus/ Founder of the Tampa Bay Rays major league baseball team.

The facility houses courts for tennis and is available for other athletic and recreational activities, including practice for basketball and volleyball. It is heated and air conditioned, with flooring appropriate for the intended athletics and recreational activities.

Its indoor tennis courts offer vital year round practice and playing opportunities for NJIT's intercollegiate tennis teams, which have been consistently successful in the transition to Division I. In 2011, the women's tennis team became NJIT's first conference championship team in the Division I era.

BRANCH BROOK PARK AND VAN CORTLANDT PARK

A hallmark of the NJIT cross country program under veteran coach Al Alonso is its ability to host cross country competition that have made Highlander-sponsored races a popular destination for schools from throughout the New York/New Jersey area.

In 2009, NJIT hosted the Great West Conference championships at Van Cortlandt Park in the Bronx, and the course, which is home to some of the most prestigious events in the sport, is also the home venue for other annual NJIT-hosted races. Branch Brook Park, which is a public park of Essex County, reaches into several towns, including Newark, with the park entrance less than a mile from the NJIT campus.

TRACK FACILITIES

The NJIT men's and women's indoor track & field team trains at the Jersey City Armory which is home to a 6-lane indoor 200m track while the outdoor track & field team trains at the Nat Turner Park 6-lane outdoor 400m track.



NJIT Athletics Weight Room at Estelle and Zoom Fleisher Athletic Center



RED BULL ARENA

Located in Harrison, NJ, just across the Passaic River from Newark and less than three miles from the NJIT campus, the new home of the New York Red Bulls (opened in March 2010) sets the standard for soccer venues across North America.

The state-of-the-art soccer-specific facility is a major component of a multi-billion dollar development.

Red Bull Arena has a number of key design elements which give its seating bowl a close-to-the-action feeling and the unique stadium roof design extends from its leading edge over the entire seating bowl and then curve down to the concourse.

The overall seating capacity for soccer is 25,000, including 30 luxury suites (20 lower level and 10 upper level) and 1,116 club seats. Other amenities include three stadium clubs and two retail outlets.



BEARS AND EAGLES RIVERFRONT STADIUM

Bears and Eagles Riverfront Stadium, the \$30 million state-of-the-art home of professional baseball and, since 2004, the home of NJIT Highlanders baseball, officially opened to the public on July 16, 1999. With a seating capacity of 6,200, "The Den" affords fans an up-close view of the action. The ballpark also has 20 luxury suites, a picnic area, a party deck, a concert stage situated behind the outfield wall and a major league-caliber press box.

In December 2005, NJIT and the Bears held a joint press conference to herald a new partnership that includes a 10-year deal that extends Bears and Eagles Riverfront Stadium as the home of NJIT Highlanders baseball.



July 1, 2015 will go down as one of the most important days in the history of athletics at New Jersey Institute of Technology.

On that day, NJIT formally became a full member of the Atlantic Sun Conference, giving a Division I conference home to 14 of the 19 Highlander intercollegiate sports. For NJIT, which began the transition to NCAA Division I in 2003-04, becoming a championship-eligible member of the NCAA's highest level on September 1, 2009, membership in the A-Sun offers the University's student-athletes the full Division I experience for the first time.

About the Atlantic Sun Conference

For 37 years, the Atlantic Sun Conference has supported its member institutions in providing intercollegiate athletics programs committed to Building Winners for Life. The A-Sun meets its mission by maintaining the highest standards in academic and athletic achievement, creating a balance between student and athlete. Adding an emphasis on sportsmanship in the competitive arena and fostering leadership opportunities through community service, the A-Sun, its member institutions and its student-athletes aim for an overall educational experience that is successful in Building Winners for Life.

The 2014-15 season was another bright spot for the A-Sun for a number of reasons, as the conference and its member institutions celebrated record levels of excellence both on and off the field:

BUILDING

The student-athletes of the A-Sun consistently achieve academic accolades at all levels...

- Three institutions set record highs in the 2014-15 A-Sun All-Academic honors. More than 68 percent of the student-

athletes in the A-Sun posted a 3.0 grade point average or better, setting a new A-Sun record, including the nearly 86 percent of Lipscomb student-athletes honored as the Bisons claimed the league Academic Trophy for the second-straight year.

- For the sixth-consecutive year more than 60 percent of the A-Sun's teams were honored, a first for the conference. Also, for the third straight year at least three institutions recorded new highs in their final percentages of student-athletes honored academically.
- In addition to the institutional highs in the A-Sun All-Academic honors, a total of eight sports also recorded percentage highs and four sports also turned in totals of at least 80 percent of the teams recording a 3.0 GPA or better.
- Eleven total Atlantic Sun Conference male and female soccer programs received Team Academic honors from the NSCAA, and seven of eight A-Sun women's soccer teams were recognized by the NSCAA.
- A total of eleven A-Sun student athletes were honored with Capital One Academic All-District honors, with USC Upstate men's soccer player Marvin Schmiede earning All-American accolades based on his performance on and off the pitch.

WINNERS

... while performing at a high level in the competitive arena ...

- Three men's basketball teams earned invitations to postseason play with North Florida in the NCAA, while FGCU and USC Upstate both earned spots in the CIT. For the seventh-straight season, the conference earned a postseason victory as the Spartans defeated James Madison, 73-72 in the opening round.
- Ty Greene (USC Upstate) capped an exceptional career earning Player of the Year honors in the A-Sun, as well as national recognition by capturing the Lou Henson Award as the National Mid-Major Player of the Year.
- The 2015 A-Sun Men's Basketball Championship Final drew in a conference record 6,155 fans.
- FGCU women's basketball spent six weeks in the national rankings, en route to conference record-tying seventh seed in the NCAA Tournament. The Eagles posted the league's first women's basketball tournament victory since 1998 with a 75-67 opening round victory against Oklahoma State.
- Every A-Sun conference basketball game was aired on the

ESPN family of networks. The Atlantic Sun accounted for 20 percent of ESPN3's college basketball inventory.

- USC Upstate softball advanced to the NCAA tournament for the third consecutive year, picking up a win against Fairfield. It marked the sixth consecutive time an A-Sun team has won an NCAA Regional match up.
- FGCU women's soccer hosted Auburn in the 2014 NCAA Tournament, marking the first time in school history an NCAA Championship event took place on campus and the first time an A-Sun women's soccer team hosted a tournament contest.
- For the first time in conference history two A-Sun Volleyball teams were awarded spots in the NCAA Tournament field of 64 with Jacksonville receiving the automatic bid and Lipscomb earning the league's first at large selection.
- Men's golf sent a record-tying four teams to the NCAA Regionals, giving the conference at least two teams in Regional play for eight-straight years.
- FGCU men's tennis head coach CJ Weber was named the Wilson/Intercollegiate Tennis Association Southeast Region Coach of the Year.
- North Florida's Donnie Dewees was selected in the second round by the Chicago Cubs, giving the A-Sun three players in the last three years selected in the first two rounds of the MLB First Year Player Draft (Max Pentecost, 2014 and Chris Anderson, 2013)

FOR LIFE!

...and preparing themselves to become valuable members of their community .

- A total of 14 Atlantic Sun Conference teams posted perfect scores for the 2013-14 academic year and 98 percent cleared the NCAA's standard benchmark in the NCAA's 11th annual Academic Progress Rate report. A total of 67 A-Sun teams met or exceeded the most recent four-year Division I APR of 978.

Atlantic Sun Conference 3370 Vineville Avenue, Suit 108-B Macon, GA 31204-0790

Phone 478-474-3394
Fax 478-474-4272
Home page www.AtlanticSun.org

Commissioner: Ted Gumbart
Associate Commissioner, Administration: Meredith Eaker
Associate Commissioner, Operations: John Roberts
Associate Commissioner, Compliance Mike Hagen
Assistant Commissioner, Media Relations: Patrick McCoy
Director of Business Services: Pat Bush
Director of Public Relations: Craig Threlkeld
Director of Championships: Keith Hendrix
Director of Media Relations: Johannes Schneider
Director of Broadcast Services: Olivia Walter
Assistant Director, Media Relations: Wilder Treadway
Executive Assistant, Office Manager: Melody Battle

Additionally, 69 A-Sun teams in the 2013-14 measure posted at or above their sport-specific averages.

- The A-Sun also had 14 teams recognized by the NCAA for earning Public Recognition Awards, based on their most recent multi-year APR. These awards are given each year to teams with APRs in the top 10 percent in each sport. The A-Sun recorded at least 13 teams for the fourth straight year, and for the seventh consecutive year the A-Sun has had at least 10 teams earn the award. The A-Sun has totaled 124 Public Recognition Awards since they first were awarded in 2004-05.
- Jacksonville pitcher Brian Holcomb, a 17 year U.S. Navy veteran and wounded warrior, earned his first collegiate start at the age of 34 in 2015.
- The second annual A-Sun Winners for Life Team honored student-athletes from each of the eight member institutions who best represent the A-Sun's commitment to "Building Winners for Life." Those student-athletes maintain the highest standards in academic and athletic achievement; represent a true balance between student and athlete; exhibit and promote sportsmanship in the competitive experience; and exhibit leadership through community service on- and off-campus and at home.
- For the second consecutive year, seven Atlantic Sun Conference member institutions were named to the 2014 President's Higher Education Community Service Honor Roll, one with distinction.

The Atlantic Sun Conference is a NCAA Division I league with eight member institutions committed to Building Winners for Life. The A-Sun meets the challenge of maintaining the highest standards in academic and athletic achievement with a true balance between student and athlete. Headquartered in Macon, Ga., the A-Sun footprint reaches into seven of the top 50 media markets in the nation. The A-Sun includes a blend of the most prestigious and dynamic private and public institutions in the region: Florida Gulf Coast University, Jacksonville University, Kennesaw State University, Lipscomb University, New Jersey Institute of Technology, University of North Florida, University of South Carolina Upstate and Stetson University.



Head Coach Brian Guiliana



Brian Guiliana, who has been the full-time assistant coach of the Highlanders since 2010, takes over leadership of the program from former head coach Mike Cole.

Guiliana has been involved in all phases of the Division I program at NJIT, including scouting, recruiting and player

development in team and individual practice sessions. On the field in games, he has served as third base coach and on the bench.

"Over the past two years, Brian has played a key role in turning around our baseball program," said Kaplan in announcing Guiliana's promotion to head coach. "I am excited to see him continue in his new role as our head coach."

Guiliana's two years on the coaching staff were the program's two most successful seasons on the field since it began Division I competition in 2007.

The 2011 Highlanders won 20 games, up seven from the previous year, and a new program standard at the Division I level. The 2012 team eclipsed that mark in a 25-27 overall finish that included a 16-12 record in the Great West Conference, which was good for a second-place tie in the regular season. The 2013 Highlanders won its second straight 20-game season, including senior Matt Weckerle ranking no lower than 46th and a high as fifth in eight NCAA Division I offensive categories.

In 2015, the Highlanders secured a winning season for the first time at the NCAA Division I level, with a 24-23-1 overall record. NJIT posted a 7-0-1 record from March 27 through April 4, while splitting eight and sweeping four doubleheaders.

Prior to joining the staff at NJIT in the fall of 2010, Guiliana was well known on the amateur baseball scene in New Jersey as a scout for the then-Florida Marlins, beginning in January 2006. In that role, he covered the entire state of New Jersey and assisted with the rest of the Northeast. As a scout, Guiliana fostered and maintained strong working relationships with high school and college coaches from throughout the state.

The resident of Rockaway, NJ, previously coached and gave private instruction since 1996 and was also active in summer baseball, organizing and managing teams in tournaments throughout the region and had players selected in the annual major league draft.

He is a graduate of The George Washington University in Washington, DC, where he was the recipient of both an academic and an athletic scholarship and was a captain of the GW baseball team, which he led in home runs as a senior.

Brian and his wife Sarah reside in Rockaway, NJ, with their daughters Angelina and Gianna.

Robbie McClellan

Assistant Coach



Robbie McClellan, a former professional pitcher who has built a successful college coaching career, is joining the baseball program at NJIT as an assistant coach, in August of 2012.

McClellan, who pitched in the minor leagues for three seasons after being drafted in the 12th round of the 2003 Major League Baseball June Amateur Draft by the Kansas City Royals, made a quick transi-

tion into college coaching when his playing career ended prematurely due to injury.

After retiring from playing in the summer of 2007, he joined the coaching staff at Chandler Gilbert Community College in Arizona that September and has been the program's pitching coach until signing on for the staff at NJIT, where he will fill a similar role. At Chandler Gilbert, a national-level two-year program, 27 of his pitching pupils have either moved on to NCAA Division I programs or to sign professional contracts.

"Coach McClellan is an experienced evaluator and tireless recruiter," head coach Guiliana stated. "Most importantly he has a proven track record of developing players. In five years of coaching in junior college and summer leagues, 27 players have signed professional contracts and over 35 have gone on to play at the Division I level. Coach McClellan will be a major part of the NJIT baseball teams' continued success."

McClellan, himself, pitched two years at Seward County Community College in his native Kansas before moving on to

the top Division I program at Arizona State, where his teammates included current major league stars Dustin Pedroia (2007 American League Rookie of the Year and 2008 AL Most Valuable Player for the Red Sox) and Andre Ethier (two-time National League All-Star for the Dodgers).

McClellan was all-conference both of his years at Seward, ranking second in the nation in strikeouts per inning as a freshman (80 strikeouts in 51 innings). At Arizona State, he was a key part of the 2003 team that won 50 games, was ranked first in the nation at one point, advanced to the NCAA postseason Super Regional and ranked seventh in the final national poll, as he posted a 7-0 won-lost record. A year earlier, he was honorable mention all-Pac-10 Conference and earned Pac-10 and National Pitcher of the Week.

Drafted by the Royals, he won 14 games in two seasons in their organization before missing the 2005 season. Joining the independent minor league Traverse City club in Michigan in 2006, he won 12 more games before retiring in July 2007. His manager, Jon Cahill, said at the time: "Robbie has been a great competitor for us the past two seasons and is a first class individual on and off the field. I wish more players had the heart and soul for the game of baseball like he does."

In addition to his coaching at Chandler Gilbert Community College, McClellan served as pitching coach for teams in the famed Cape Cod Baseball League and in the Texas Collegiate League, two of the top summer circuits for college players. In three years on the summer scene, he coached 35 players who were drafted by major league baseball.

He is a 2011 graduate of Northern Arizona University.

Grant Neary Assistant Coach



Grant Neary joined the NJIT baseball coaching staff in September 2012 as an assistant under first-year head coach Brian Guiliana.

Prior to Neary's arrival at NJIT, he served as the Assistant Baseball coach at Bloomfield College, an NCAA Division II school. In 2012, Bloomfield advanced to the Quarterfinal of the Central Atlantic College Conference Tournament (CACC) and finished with a 22-21

overall record. Six players on the 2012 squad earned all-Conference honors, two garnered all-Region honors and two were Rawlings Gold Glove Award recipients under Neary's watch.

Neary served as the Associate Head Baseball Coach, Head Baseball Coach, Assistant Athletic Director and Head Strength and Conditioning coach at the City College of New York from 2009-2011.

In 2010 and 2011, Neary led CCNY to the Quarterfinal Round of the CUNY Conference Playoffs. He coached 12 players to All-Conference honors and one National Strength and Conditioning All-American during his time at CCNY.

Before Neary's time at CCNY, he served as the Chief Operating Officer of Power Hitter Sports Performance LLC from 2006 to 2009. Prior to the opening of his business, he was an Assistant Baseball Coach at Watchung Hills Regional High School from 2005 to 2006.

He helped guide the 2005 Watchung Hills squad to a State Championship and led the Watchung Hills American Legion program to its first playoff berth in over a decade in the summer of 2006.

Neary began his coaching career as an Assistant Strength and Conditioning Coach at Stevens Institute of Technology from 2001-2003. He was a first-team all-State baseball player at Bridgewater-Raritan High School and went on to become a two-sport athlete during his college years. Coach Neary won both a National and a World Championship in Powerlifting. His college baseball career ended prematurely due to reoccurring shoulder injuries.

Currently, Neary is a baseball instructor at the Demarini Top 96 College Recruiting Camp and was the head coach of the Freehold Clippers (ABCCL) in the summer of 2012 with a roster consisting of numerous Division I players from the Atlantic 10 and Big East Conferences and two athletes that competed in the 2012 Division II College World Series.

He is a graduate of Kean University with a degree in Physical Education/Adult Fitness and earned his Master's Degree in Exercise Science and Sport Studies from California University of Pennsylvania. Additionally, he has completed 15 credits toward a Master of Arts in teaching degree from New Jersey City University.

He resides in Rockaway with his wife, Kim, daughter, Finley and son, Jack.

Craig Anderson

Volunteer Assistant Coach



Craig Anderson joined the NJIT baseball coaching staff in September 2014 as a volunteer assistant under third-year head coach Brian Guiliana.

Prior to coming to NJIT, Anderson spent the past two seasons coaching High School baseball at Passaic Valley high school in Little Falls, NJ. While coaching at Passaic Valley, Anderson was in charge of the pitching staff that showed dramatic

improvement in two years. The pitching staff went from an ERA over 8.50 in 2012, to an ERA of 4.14 in 2013. The following season Passaic Valley's pitching staff dropped their ERA down to a 3.91 in the regular season of 2014.

Anderson was the head pitching instructor at Frozen Ropes in Pine Brook, NJ, where he also helped with the training of two professional pitchers (Luis Garcia, Philadelphia Phillies-Triple A-Major League/ Yoel Espinal, NY Yankees), before starting at NJIT.

Before arriving at Passaic Valley as a coach, Anderson played at Passaic Valley, where he earned first- team all-conference, all-county, and all-group selections.

Anderson, who was highly recruited out of high school, decided to play for Marty Kilgore at Maple Woods JUCO in Kansas City, Missouri. Anderson's college playing career was short lived due to multiple elbow surgeries.

Following his time at Maple Woods, Anderson graduated with a bachelor's degree in Physical Education from Montclair State.

John Sherwood

Director of Baseball Operations



Making his college coaching debut with NJIT in 2011 as a volunteer, John Sherwood is a New Jersey product, having graduated from Bayley Ellard High School in Madison, NJ, in 1990.

He continued playing at Tusculum College in Tennessee under coach Tom Griffin, who is known as an expert at coaching catchers. Sherwood graduated

from Rutgers in 1995 with a Criminal Justice degree and continued for a masters' degree from Seton Hall in Humans Resources Training and Development and two post graduate certificates.

He is employed as a sergeant with the Essex County (NJ) Sheriff's Department and is also the SWAT team leader for the Sheriff's Department.

He and his wife, Liz, are the parents of daughter, Sarah, and son, Jack, who has served as the bat boy for the Highlanders.

2016 Roster

NO.	NAME	YR.	HT.	WT.	POS.	B/T	HOMETOWN/HIGH SCHOOL
1	Rex MacMillan	Jr.	5-8	155	UTL	R/R	Rutherford, NJ / Rutherford
2	Jesse Uttendorfer	R-So.	5-9	165	OF	L/L	Kingston, NY / Kingston
3	Cody Kramer	Jr.	5-11	165	C	R/R	Northampton, PA / Northampton Area
4	Evan Pietronico	So.	5-9	175	OF	L/L	Matawan, NJ/St. John Vianney
7	Bryan Haberstroh	Jr.	5-10	185	INF	R/R	Columbia, PA / Lancaster Catholic
9	Michael Anastasia	Fr.	6-0	160	OF	L/R	Jamison, PA / Central Bucks South
10	Matt McKinnon	So.	5-10	165	OF	R/R	Blue Point, NY / Bayport-Blue Point
11	Ian Bentley	Sr.	5-11	170	LHP	L/L	Lancaster, PA / Lancaster Catholic
12	Justin Etts	Fr.	5-10	155	SS	R/R	Poughkeepsie, NY / Spackenkill
13	Matt Stalter	So.	5-8	175	SS	R/R	Flemington, NJ / Hunterdon Central
14	Brady Hall	So.	6-0	180	C	R/R	Waterloo, Ontario, Canada/Waterloo Collegiate Institute
16	Brent Jones	So.	6-4	190	RHP	R/R	Woodstock, GA / Etowah
17	Sean Lubreski	So.	6-0	185	RHP	R/R	North Plainfield, NJ / Blair Academy
18	Brett Lubreski	Fr.	6-2	175	RHP	R/R	North Plainfield, NJ / Blair Academy
19	John Gallo	So.	6-5	175	RHP	R/R	Melville, NY / Half Hollow Hills East
20	Johnny Malatesta	So.	5-11	150	IF/RHP	L/R	Vineland, NJ / Vineland
21	James Sofield	So.	6-5	185	RHP	R/R	Jackson, NJ / Jackson Liberty
22	Brian Sondergard	R-So.	6-3	185	LHP	L/L	West Milford, NJ / West Milford
23	Tom Brady	Fr.	5-9	170	2B/3B	L/R	Brookfield, CT / Kennedy Catholic
24	Brandon Pilovsky	So.	5-11	170	RHP	R/R	Bayonne, NJ / Hudson Catholic
25	Stephan Halibej	Sr.	6-1	200	C	R/R	Whippany, NJ / Seton Hall Prep
26	Manuel Gonzalez	So.	5-11	160	C	R/R	Edison, NJ / Edison
27	Tommy Derer	So.	6-1	170	INF	R/S	Philadelphia, PA / Archbishop Ryan
28	Edgar Badaraco	So.	6-0	220	C	R/R	Miramar, FL / North Broward Prep
29	Matt Yuhas	So.	5-8	165	OF	R/R	Martinsville, NJ / Immaculata HS
31	Chris Gibbons	Fr.	6-1	155	LHP	L/L	Scotch Plains, NJ/Scotch Plains-Fanwood
33	Andres Fernandez	So.	6-0	190	RHP	R/R	Leonia, NJ / Leonia
34	Andrew Meiners	Fr.	6-3	190	C	R/R	Annandale, NJ / North Hunterdon
35	Spencer Kapp	Fr.	6-3	205	1B/OF	R/R	Toms River, NJ / Toms River South
37	John Saviano	So.	6-1	230	RHP	R/R	Sloatsburg, NY / Suffern
55	Justin Chin	So.	6-0	195	LHP	L/L	Manalapan, NJ / Saint John Vianney

The Latest on Recent Ex-Highlanders in Professional Baseball

Mark Leiter, Jr, a starting pitcher for the Reading Fightin Phils of the Class AA Eastern League, while outfielder Ed Charlton and pitcher Tripp Davis are competing on different teams in the Rookie-Level Pioneer League. 2015 graduate Mike Rampone signed with the Tucson Saguaros in 2016.

Mark Leiter, Jr.

Leiter, a hard-throwing right-hander who completed his college career at NJIT in 2013, made his Reading debut on June 19, allowing eight hits and three runs in seven innings.

Leiter, who was a regular in NJIT's starting rotation in all four years, was picked by the Phillies in the 22nd round of the 2013 first-year player draft after a senior year with the Highlanders that saw him strike out a school-record 106 in 94.2 innings. Included was a school-record 20 strikeouts on May 3, 2013 vs. Chicago State. The 20 strikeouts were the most in a Division I game nationally in 2013.

That feat earned national media coverage and Leiter was named Louisville Slugger National Player of the Week. He was a first-team All-Great West Conference honoree, as well as second-team Division I all-state as picked by the New Jersey College Baseball Association.

Leiter made 56 starts for NJIT during his four-year career and struck out 364 (school record) in 360.1 innings. He won 18 games and logged 15 complete games.

Ed Charlton

An outfielder, Charlton completed his NJIT career in 2015 and subsequently became the first non-pitcher for the Highlanders ever drafted when the Reds grabbed him in the 23rd round of the June 2015 first-year player draft.

Playing in the Rookie-level Pioneer League in Billings, Montana, Charlton has logged



Mark Leiter, Jr.

54 games and is batting .267, including 17 doubles, two triples and five home runs.

Charlton had a stellar career with the Highlanders, starting all 187 games he appeared in during four seasons. His career batting average was .303, with 214 hits (2nd all-time for NJIT), 45 doubles, nine triples, 18 home runs and 127 runs batted in. His career slugging percentage was .468, with an on-base percentage of .383, for a career OPS of .851. He was also a threat on the bases, stealing 49 in his career and scoring 136 runs.

Charlton's senior year in 2015 was his best, as he produced career-highs in batting average (.319), runs (46), home runs (9), runs batted in (38), walks (22), and slugging percentage (.569). In addition, his 30 strikeouts were the lowest in his career, nearly a third below his high, done early in his college career.

Charlton was the subject a feature story in the Billings Gazette newspaper, which covers his team, the Billings Mustangs. The story includes Charlton discussing having played ball at NJIT,

a university known more for its academics than for producing professional baseball players.

Charlton, however, notes that coming into the environment at NJIT as a consensus all-state high school baseball player, he started immediately and developed his skills against top competition in a college career that included nearly 200 games started.

Tripp Davis

Davis, who played on the same Highlander teams as Leiter, forming a co-ace, right-handed/left-handed combo, is in the same professional league as Charlton (Pioneer), pitching for the Idaho Falls Chukars, who are part of the Kansas City Royals organization.

Davis, who signed with the Royals in the summer of 2013 as an undrafted free agent, went 6-2 in eight games as a relief pitcher for Idaho Falls. In 32.0 innings pitched, Davis finished with a 2.81 ERA.

Signing in 2013, Davis has had five different pro homes with Royals affiliates with teams at Rookie, A, and AA levels. This is the first season that has seen him work strictly out of the bullpen, as he has relieved for Lexington (Full season A South Atlantic League) and Idaho Falls.

Davis completed his career as NJIT's Division I career leader in wins (19), innings pitched (382.1), and games started (58), while ranking second to Leiter in career strikeouts (309). Davis was the team leader in innings pitched each of the last three seasons and he led or shared the team lead for wins in all four of his seasons, with a high of six in his sophomore season when he finished 6-6.

An outstanding student who graduated from NJIT with a cumulative grade point average above 3.7, Davis was a Great West Conference All-Academic honoree in each of his last three seasons with the Highlanders.

Mike Rampone

Mike Rampone, who starred for the NJIT baseball program for four seasons ending in 2015, has signed a professional contract for 2016 with the Tucson Saguaros, a first-year team in the Pecos League.

Rampone, whose baseball style shows traces of the football/wrestling star he was in high school, ended his career with 197 games played and 197 games started, both school records.

"He's very deserving of signing a professional contract," said NJIT coach Brian Guillian.

"He is the true definition of a gamer and will continue to make strides towards fulfilling his dream. I am very grateful that the Tucson Saguaros are giving him this opportunity."

Rampone's career-best .317 average as a senior left him with a .295 career average in 753 college at-bats. His 222 career hits are

a school record and he also scored 130 runs and hit 47 doubles, three triples and nine home runs, while producing 102 RBI. With 87 career walks and 16 hit-by-pitch, his on-base percentage was an impressive .377.

"I feel very grateful that I am in a position where I am able to continue playing baseball," said Rampone on the day of his signing, who will report into preseason in March.

A graduate of Randolph High School, Rampone brought a championship background in three high school sports with him to NJIT, including the Star Ledger's all-State third-team honors in all three groups. He was also named first-team All-State in Group 4, first-team All-Morris and first-team All-Daily Record, batting .500 with five home runs and 31 RBI as a senior, while, posting a 2.23 ERA in 11 mound appearances.

"I want to thank my family, my teammates and coaches for everything they've done for me throughout my career," said the Highlander on the eve of his professional career. "I'm excited to get out there and show people what I can do."

The Pecos League, an independent minor league, begins its sixth season of operation with 10 teams, ranging from Tucson, Arizona in the West to Topeka, Kansas, in the East.

The Pecos League will have teams in Arizona, New Mexico, Texas, Kansas, and Colorado. Two teams were added this year. Joining Tucson as a newcomer will be the Salina (Kansas) Stockade.

Tucson will be in the Southern Division, along with Santa Fe (NM), White Sands (NM), Las Cruces (NM), Alpine (TX), and Trinidad (CO).



Ed Charlton and Tripp Davis

2015 Statistics & Results

Record: 24-23-1 Home: 12-9 Away: 11-12-1 Neutral: 1-2 : 1-1

Player	avg	gp-gs	ab	r	h	2b	3b	hr	rbi	tb	slg%	bb	hp	so	gdp	ob%	sf	sh	sb-att	po	a	e	fld%
34 Kapp, Tyler	.667	18-1	3	1	2	0	0	0	0	2	.667	0	0	0	0	.667	0	0	0-0	1	3	0	1.000
2 Uttendorfer, Jesse	.320	48-48	178	29	57	6	0	1	26	66	.371	17	3	26	0	.387	1	4	17-20	130	2	2	.985
15 Charlton, Ed	.319	48-48	188	46	60	14	3	9	38	107	.569	22	5	30	2	.405	0	0	15-17	183	5	6	.969
5 Rampone, Mike	.317	48-48	189	29	60	11	2	1	28	78	.413	17	1	23	3	.375	1	0	7-10	43	92	12	.918
25 Halibej, Stephan	.301	47-47	173	28	52	9	1	3	29	72	.416	17	2	25	5	.368	1	1	0-1	198	14	6	.972
7 Haberstroh, Bryan	.287	48-48	174	36	50	15	1	6	29	85	.489	18	4	46	6	.362	3	2	3-3	55	95	16	.904
4 Pietronico, Evan	.281	44-42	135	24	38	8	0	1	14	49	.363	24	3	17	0	.401	0	3	0-1	27	2	1	.967
3 Kramer, Cody	.265	41-40	132	19	35	3	0	1	22	41	.311	18	5	12	4	.372	1	0	1-1	216	23	4	.984
20 Malatesta, Johnny	.265	42-40	117	23	31	4	1	0	9	37	.316	16	2	21	4	.358	2	6	1-2	125	42	2	.988
10 McKinnon, Matt	.254	41-39	122	16	31	4	0	0	18	35	.287	13	3	34	2	.338	1	6	1-1	72	2	1	.987
13 Stalter, Matt	.200	4-2	5	2	1	0	0	0	1	1	.200	2	0	2	0	.429	0	1	0-0	1	2	8	.273
1 MacMillan, Rex	.198	36-32	106	14	21	5	0	0	17	26	.245	10	0	26	1	.263	2	8	2-3	61	84	2	.986
14 Hall, Brady	.083	7-3	12	2	1	0	0	0	1	1	.083	3	0	0	0	.267	0	0	0-0	21	1	1	.957
24 Pilovsky, Brandon	.000	3-0	0	0	0	0	0	0	0	0	.000	0	0	0	0	.000	0	0	0-0	0	0	0	.000
16 Jones, Brent	.000	7-0	0	0	0	0	0	0	0	0	.000	0	0	0	0	.000	0	0	0-0	0	3	0	1.000
33 Fernandez, Andres	.000	6-0	0	0	0	0	0	0	0	0	.000	0	0	0	0	.000	0	0	0-0	0	1	0	1.000
27 Derer, Tommy	.000	17-0	0	0	0	0	0	0	0	0	.000	0	0	0	0	.000	0	0	0-0	2	2	0	1.000
37 Saviano, John	.000	12-3	0	0	0	0	0	0	0	0	.000	0	0	0	0	.000	0	0	0-0	1	8	0	1.000
17 Lubreski, Sean	.000	11-10	0	0	0	0	0	0	0	0	.000	0	0	0	0	.000	0	0	0-0	2	9	1	.917
36 Fasano, Joe	.000	12-10	0	0	0	0	0	0	0	0	.000	0	0	0	0	.000	0	0	0-0	0	5	0	1.000
29 Yuhas, Matt	.000	3-0	0	1	0	0	0	0	0	0	.000	0	0	0	0	.000	0	0	0-0	0	0	0	.000
55 Chin, Justin	.000	11-1	0	0	0	0	0	0	0	0	.000	0	0	0	0	.000	0	0	0-0	0	3	1	.750
11 Bentley, Ian	.000	12-12	0	0	0	0	0	0	0	0	.000	0	0	0	0	.000	0	0	0-0	4	17	0	1.000
21 Sofield, James	.000	9-2	0	0	0	0	0	0	0	0	.000	0	0	0	0	.000	0	0	0-0	2	3	0	1.000
Totals	.286	48	1534	270	439	79	8	22	232	600	.391	177	28	262	27	.368	12	31	47-59	1144	418	63	.961
Opponents	.292	48	1539	241	449	63	7	18	208	580	.377	117	33	250	19	.350	22	30	72-94	1149	476	76	.955

LOB - Team (364), Opp (358). DPs turned - Team (25), Opp (40). CI - Team (2), Kramer 1, Hall 1, Opp (1). IBB - Team (3), Uttendorfer 1, Kramer 1, Rampone 1, Opp (2). Picked off - Uttendorfer 3, Rampone 2.

(All games Sorted by Earned run avg)

Player	era	w-l	app	gs	cg	sho	sv	ip	h	r	er	bb	so	2b	3b	hr	b/avg	wp	hp	bks	sfa	sha
27 Derer, Tommy	2.17	2-3	16	0	0	0/0	2	29.0	28	8	7	7	19	2	0	1	.250	5	2	0	1	0
34 Kapp, Tyler	3.06	1-1	17	0	0	0/0	7	35.1	34	14	12	14	20	4	1	0	.248	3	5	0	2	2
11 Bentley, Ian	3.42	7-4	12	12	7	0/0	0	76.1	81	34	29	17	70	10	1	3	.269	4	2	0	4	6
20 Malatesta, Johnny	3.93	5-5	11	10	2	1/0	0	55.0	54	31	24	17	33	10	1	1	.262	4	4	0	5	5
37 Saviano, John	4.13	1-1	12	3	0	0/0	2	32.2	25	20	15	14	11	3	0	2	.208	7	3	0	1	3
16 Jones, Brent	4.15	0-0	7	0	0	0/0	0	8.2	7	7	4	7	8	0	1	0	.206	2	0	0	1	1
17 Lubreski, Sean	4.17	5-4	11	10	0	0/0	0	54.0	79	34	25	12	33	10	2	2	.339	8	4	0	2	6
24 Pilovsky, Brandon	6.00	0-0	3	0	0	0/0	0	3.0	3	2	2	1	1	0	0	1	.250	0	0	0	0	0
21 Sofield, James	6.50	0-2	9	2	0	0/0	0	18.0	23	16	13	7	6	2	0	1	.324	2	3	0	2	1
36 Fasano, Joe	7.29	3-3	12	10	0	0/0	0	42.0	61	37	34	16	31	9	1	5	.335	6	8	0	1	2
33 Fernandez, Andres	8.64	0-0	6	0	0	0/0	0	8.1	14	10	8	4	6	4	0	1	.378	3	2	0	1	0
55 Chin, Justin	10.89	0-0	11	1	0	0/0	0	19.0	40	28	23	1	12	9	0	1	.426	0	0	0	2	4
Totals	4.63	24-23	48	48	9	1/0	11	381.1	449	241	196	117	250	63	7	18	.292	44	33	0	22	30
Opponents	4.93	23-24	48	48	3	0/0	11	383.0	439	270	210	177	262	79	8	22	.286	34	28	3	12	31

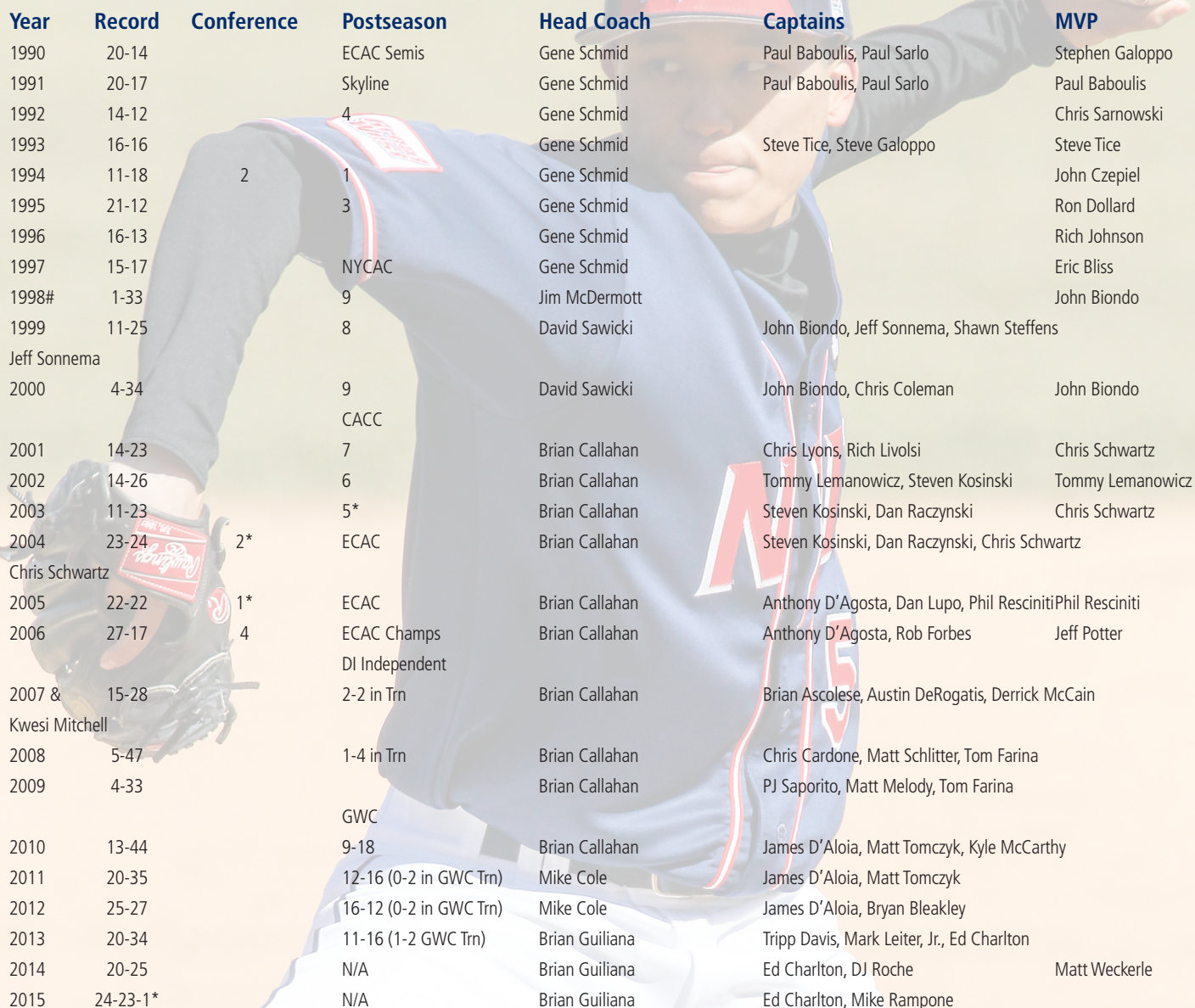
PB - Team (16), Kramer 10, Hall 4, Halibej 2, Opp (15). Pickoffs - Team (1), Malatesta 1, Opp (5). SBA/ATT - Kramer (58-73), Fasano (12-17), Malatesta (11-15), Lubreski (11-14), Bentley (10-14), Sofield (11-13), Halibej (8-11), Hall (6-7), Chin (6-6), Derer (4-6), Kapp (3-3), Saviano (1-3), Jones (1-1), Fernandez (1-1), Pilovsky (1-1).

Date	Opponent		Score	Inns	Overall		Pitcher of record	Attend	Time
Feb 14, 2015	at George Washington-1	L	1-5	9	0-1-0	0-0-0	Bentley (L 0-1)	-	2:28
Feb 14, 2015	at George Washington-2	w	6-2	9	1-1-0	0-0-0	Fasano (W 1-0)	162	2:30
Feb 27, 2015	vs Delaware	w	5-2	9	2-1-0	0-0-0	Fasano (W 2-0)	30	2:38
Feb 28, 2015	vs UNC Asheville	L	1-4	9	2-2-0	0-0-0	Bentley (L 0-2)	128	2:43
Feb 28, 2015	vs Morehead State	L	3-5	9	2-3-0	0-0-0	Lubreski (L 0-1)	75	2:16
03/01/15	at UNC Asheville	w	7-5	9	3-3-0	0-0-0	Malatesta (W 1-0)	141	2:41
Mar 15, 2015	at Towson-1	L	8-10	9	3-4-0	0-0-0	Fasano (L 2-1)	-	3:26
Mar 15, 2015	at Towson-2	w	8-4	9	4-4-0	0-0-0	Bentley (W 1-2)	171	2:58
Mar 16, 2015	at Towson	w	6-5	9	5-4-0	0-0-0	Malatesta (W 2-0)	103	2:45
Mar 17, 2015	at UMBC	L	2-12	9	5-5-0	0-0-0	Sofield (L 0-1)	103	2:46
Mar 22, 2015	NIAGARA-1	L	5-8	9	5-6-0	0-0-0	Derer (L 0-1)	201	2:13
Mar 22, 2015	NIAGARA-2	w	7-1	7	6-6-0	0-0-0	Bentley (W 2-2)	200	1:58
Mar 24, 2015	at Rutgers	L	3-5	9	6-7-0	0-0-0	Malatesta (L 2-1)	73	2:11
Mar 27, 2015	LIU BROOKLYN	w	8-3	9	7-7-0	0-0-0	Fasano (W 3-1)	100	2:18
Mar 28, 2015	LIU BROOKLYN-1	w	6-3	7	8-7-0	0-0-0	Bentley (W 3-2)	100	1:34
Mar 28, 2015	LIU BROOKLYN-2	w	4-2	7	9-7-0	0-0-0	Lubreski (W 1-1)	100	1:41
Mar 29, 2015	LIU BROOKLYN	w	9-1	9	10-7-0	0-0-0	Malatesta (W 3-1)	101	2:46
Mar 31, 2015	at Saint Peter's	T	8-8	(10)	10-7-1	0-0-0	None	106	3:40
Apr 03, 2015	NYIT	w	14-6	9	11-7-1	0-0-0	Derer (W 1-1)	100	3:05
Apr 04, 2015	at NYIT-1	w	14-2	9	12-7-1	0-0-0	Bentley (W 4-2)	50	2:54
Apr 04, 2015	at NYIT-2	w	7-2	9	13-7-1	0-0-0	Lubreski (W 2-1)	55	2:22
Apr 06, 2015	FAIRFIELD	L	8-13	9	13-8-1	0-0-0	Malatesta (L 3-2)	104	3:25
Apr 08, 2015	RIDER	L	4-7	9	13-9-1	0-0-0	Saviano (L 0-1)	100	2:45
Apr 11, 2015	at UAlbany	w	5-2	7	14-9-1	0-0-0	Derer (W 2-1)	187	3:00
Apr 11, 2015	at UAlbany	w	9-3	7	15-9-1	0-0-0	Bentley (W 5-2)	187	2:07
Apr 12, 2015	at UAlbany	L	6-7	7	15-10-1	0-0-0	Lubreski (L 2-2)	225	2:17
Apr 12, 2015	at UAlbany	L	3-5	7	15-11-1	0-0-0	Kapp (L 0-1)	225	2:20
Apr 17, 2015	WAGNER	L	3-7	9	15-12-1	0-0-0	Fasano (L 3-2)	150	2:34
Apr 18, 2015	at Wagner-1	w	7-1	7	16-12-1	0-0-0	Lubreski (W 3-2)	-	2:12
Apr 18, 2015	at Wagner-2	L	7-8	(9)	16-13-1	0-0-0	Derer (L 2-2)	142	3:14
Apr 19, 2015	WAGNER	w	4-1	9	17-13-1	0-0-0	Malatesta (W 4-2)	200	2:07
Apr 21, 2015	HOFSTRA	L	7-13	9	17-14-1	0-0-0	Sofield (L 0-2)	100	3:15
Apr 25, 2015	at Fairleigh Dickinson-1	L	5-6	7	17-15-1	0-0-0	Derer (L 2-3)	137	2:04
Apr 25, 2015	at Fairleigh Dickinson-2	L	1-6	7	17-16-1	0-0-0	Lubreski (L 3-3)	137	1:40
Apr 26, 2015	FAIRLEIGH DICKINSON-1	L	1-3	7	17-17-1	0-0-0	Bentley (L 5-3)	200	3:05
Apr 26, 2015	FAIRLEIGH DICKINSON-2	w	8-0	7	18-17-1	0-0-0	Malatesta (W 5-2)	200	1:54
Apr 28, 2015	SAINT PETER'S	w	8-3	9	19-17-1	0-0-0	Kapp (W 1-1)	200	2:30
May 02, 2015	LAFAYETTE	w	5-2	7	20-17-1	0-0-0	Bentley (W 6-3)	300	1:37
May 02, 2015	LAFAYETTE	L	2-8	9	20-18-1	0-0-0	Malatesta (L 5-3)	300	2:45
May 03, 2015	at Lafayette	L	1-10	9	20-19-1	0-0-0	Lubreski (L 3-4)	212	2:44
May 09, 2015	MANHATTAN-1	w	9-1	7	21-19-1	0-0-0	Bentley (W 7-3)	200	2pm
May 09, 2015	MANHATTAN	w	7-3	9	22-19-1	0-0-0	Lubreski (W 4-4)	230	5pm
May 10, 2015	MANHATTAN-1	L	1-2	7	22-20-1	0-0-0	Malatesta (L 5-4)	300	1:40
May 10, 2015	MANHATTAN-2	L	1-11	9	22-21-1	0-0-0	Fasano (L 3-3)	200	2:35
May 15, 2015	at Quinnipiac-1	L	1-5	7	22-22-1	0-0-0	Bentley (L 7-4)	109	1:54
May 15, 2015	at Quinnipiac-2	w	6-1	7	23-22-1	0-0-0	Lubreski (W 5-4)	250	4:24
* May 16, 2015	at Quinnipiac	L	6-11	7	23-23-1	0-1-0	Malatesta (L 5-5)	200	2:09
* May 16, 2015	at Quinnipiac	w	13-7	7	24-23-1	1-1-0	Saviano (W 1-1)	200	2:44

() extra inning game

Program History

Year	Record	Conference	Postseason	Head Coach	Captains	MVP
1949				Edward F. Johnson		
1950	6-5			Edward F. Johnson		
1951	7-8			Edward F. Johnson	Charles Field	
1952	1-10			Edward F. Johnson		
1953				Edward F. Johnson	Charlie Sweet	
1954	17 G			Edward F. Johnson	Jack Lyons	
1955	9 G			Joseph Fitzgerald		
1956				Joseph Fitzgerald	Tony Di Vona, Doug Myrah	
1957	5-6			Joseph Fitzgerald		
1958	3-9					
1959	3-5			Paul C. Hausser	Marty Beyer, Ed Moran	
1960				Paul C. Hausser		
1961				Paul C. Hausser		
1962	4-5			Paul C. Hausser		
1963				Paul C. Hausser		
1964	2-6			Paul C. Hausser		
1965	4-6			Paul C. Hausser		Dan Carroll
1966	3-6			Paul C. Hausser	John Walsh	Doug Munson
1967	3-6			Paul C. Hausser	Jim McDonald, Dave Robinson	Dave Robinson
1968	3-8			Paul C. Hausser	Dick Church, Steve Scgieni	Joseph Kavalus
1969	1-6			Paul C. Hausser	Joseph Kavalus	Curt Koeppen
1970	1-10			Paul C. Hausser	Joseph Kavalus	Curt Koeppen
1971	5-10			Paul C. Hausser		Steve Montague
1972	1-9			Paul C. Hausser		Tom Molloy
1973	9-11-1			Gene Schmid		John Fumosa
1974	14-8	IAC		Gene Schmid		Bob Hill
1975^	10-9	1		Gene Schmid		George Olson
1976	18-8	1		Gene Schmid		Carmine DeNicola
1977	19-8	1		Gene Schmid		George Olson
1978	18-11	1		Gene Schmid		Nicholas J. Kaminsky
1979	12-11	1		Gene Schmid		Robert Ahart
1980	16-12			Gene Schmid		Ed Pritzlaff
1981	20-11			Gene Schmid		Jim Tensfeldt
1982	20-6	1	ECAC Champion	Gene Schmid		Jim Tensfeldt
1983	14-13	1	ECAC	Gene Schmid		Jim Tensfeldt
1984	14-13	1	ECAC Final	Gene Schmid		Dan MacDonald
1985	15-15	1	ECAC	Gene Schmid	Steve Sofman, Frank Testa, Jim Mavrakes Thurman Van Riper	
1986	12-15	2		Gene Schmid		Jim Mavrakes
1987	15-17-1			Gene Schmid	Tom Spadafino	Michael Sifonios
1988	15-15-1		ECAC Final	Gene Schmid		Jeff McEntee
1989	19-14	1	ECAC	Gene Schmid	Jeff McEntee, Keith Hook, Mike Sifonios Paul Sarlo	



Year	Record	Conference	Postseason	Head Coach	Captains	MVP
1990	20-14		ECAC Semis	Gene Schmid	Paul Baboulis, Paul Sarlo	Stephen Galoppo
1991	20-17		Skyline	Gene Schmid	Paul Baboulis, Paul Sarlo	Paul Baboulis
1992	14-12		4	Gene Schmid		Chris Sarnowski
1993	16-16			Gene Schmid	Steve Tice, Steve Galoppo	Steve Tice
1994	11-18	2	1	Gene Schmid		John Czepiel
1995	21-12		3	Gene Schmid		Ron Dollard
1996	16-13			Gene Schmid		Rich Johnson
1997	15-17		NYCAC	Gene Schmid		Eric Bliss
1998#	1-33		9	Jim McDermott		John Biondo
1999	11-25		8	David Sawicki	John Biondo, Jeff Sonnema, Shawn Steffens	
Jeff Sonnema						
2000	4-34		9	David Sawicki	John Biondo, Chris Coleman	John Biondo
			CACC			
2001	14-23		7	Brian Callahan	Chris Lyons, Rich Livolsi	Chris Schwartz
2002	14-26		6	Brian Callahan	Tommy Lemanowicz, Steven Kosinski	Tommy Lemanowicz
2003	11-23		5*	Brian Callahan	Steven Kosinski, Dan Raczynski	Chris Schwartz
2004	23-24	2*	ECAC	Brian Callahan	Steven Kosinski, Dan Raczynski, Chris Schwartz	
Chris Schwartz						
2005	22-22	1*	ECAC	Brian Callahan	Anthony D'Agosta, Dan Lupo, Phil Resciniti	Phil Resciniti
2006	27-17	4	ECAC Champs	Brian Callahan	Anthony D'Agosta, Rob Forbes	Jeff Potter
			DI Independent			
2007 &	15-28		2-2 in Trn	Brian Callahan	Brian Ascolese, Austin DeRogatis, Derrick McCain	
Kwesi Mitchell						
2008	5-47		1-4 in Trn	Brian Callahan	Chris Cardone, Matt Schlitter, Tom Farina	
2009	4-33			Brian Callahan	PJ Saporito, Matt Melody, Tom Farina	
			GWC			
2010	13-44		9-18	Brian Callahan	James D'Aloia, Matt Tomczyk, Kyle McCarthy	
2011	20-35		12-16 (0-2 in GWC Trn)	Mike Cole	James D'Aloia, Matt Tomczyk	
2012	25-27		16-12 (0-2 in GWC Trn)	Mike Cole	James D'Aloia, Bryan Bleakley	
2013	20-34		11-16 (1-2 GWC Trn)	Brian Guiliana	Tripp Davis, Mark Leiter, Jr., Ed Charlton	
2014	20-25		N/A	Brian Guiliana	Ed Charlton, DJ Roche	Matt Weckerle
2015	24-23-1*		N/A	Brian Guiliana	Ed Charlton, Mike Rampone	

10 Independent Athletic Conference championships 1 Skyline Conference championship

10 ECAC Tournament berths (7 in Division III; 3 in Division II)

2 ECAC Championships (1 in Division III; 1 in Division II)

^ First year NCAA Division III (1975)

First year NCAA Division II (1998)

& First year NCAA Division I

* CACC Tournament berth (2003 - 4th; 2004 - 2nd; 2005 - 2nd)

*Secured a winning season record in baseball for the first time at the NCAA Division I level

Note: The information on these pages is as complete as possible based on available information. Anyone with documentable corrections to these items should contact the Sports Information office at (973) 596-8324 or email pillari@njit.edu

School Records

— OFFENSE —

Games (career)

197	Mike Rampone	2012-15
191	Matt Weckerle	2011-14
187	Ed Charlton	2012-15
181	Teddy Bickert	2010-14
169	Mike Turner	2005-08
166	Matt Tomczyk	2008-11
164	Jeff Peterson	2010-13
158	DJ Roche	2010-14
157	Derrick McCain	2004-07
153	Craig Binkiewicz	2006-09
	Chris Schwartz	2001-04
144	Rob Forbes	2003-06
140	Kwesi Mitchell	2003-07
	Steven Kosinski	2001-04
	Vincent Del Vecchio	2009-11

Games (season)

56	Teddy Bickert	2010
55	Matt Tomczyk	2011
	Bryan Bleakley	2011
	DJ Roche	2011
	Jeff Peterson	2011
	Tyler Kapp	2011
	Matt Tomczyk	2010
54	Teddy Bickert	2011
	Bryan Bleakley	2010
53	Mike Rampone	2013
	Matt Weckerle	2011
	Vincent DelVecchio	2011
50	Miguel Lugo	2008
	Stephan Halibej	2013

Batting Average (career/min 250 AB)

.384	Jim Tensfeldt (139-362)	1980-83
.370	Paul Sarlo (117-316)	1989-91
.361	Frank Testa (122-338)	1982-85

Batting Average (season) (min 2.5 AB/gm, 75% of team's games)

.500	Paul Sarlo (51-102)	1989
.434	Nick Kaminsky	1978
.427	Craig Binkiewicz	2006

At-Bats (Career)

753	Mike Rampone	2012-15
717	Matt Weckerle	2011-14
707	Ed Charlton	2012-15
677	Teddy Bickert	2010-14
569	Chris Schwartz	2001-04
564	Mike Turner	2005-08
556	Matt Tomczyk	2008-11
550	Jeff Peterson	2010-13
531	Derrick McCain	2004-07
516	Craig Binkiewicz	2006-09
471	Kwesi Mitchell	2003-07

At-Bats (Season)

214	Matt Tomczyk	2011
210	Mike Rampone	2012
208	Matt Weckerle	2012
	Teddy Bickert	2011
205	Teddy Bickert	2010
198	Mike Rampone	2013
197	Ed Charlton	2012
189	Mike Rampone	2015
	Bryan Bleakley	2011
188	Ed Charlton	2015
	Bryan Bleakley	2010
187	Matt Tomczyk	2010
186	Matt Petrone	2010
185	Tom Bouck	2012
180	Ed Charlton	2013
178	Jesse Uttendorfer	2015
	Stephan Halibej	2013
177	Bryan Bleakley	2012
176	Vincent DelVecchio	2011
175	Miguel Lugo	2008

Runs Scored (Career)

136	Ed Charlton	2012-15
130	Mike Rampone	2012-15
126	Chris Schwartz	2001-04
	Derrick McCain	2004-07
109	Craig Binkiewicz	2006-09
105	Steven Kosinski	2001-04
	Kwesi Mitchell	2003-07

Runs Scored (season)

48	Justin Racz	2006
46	Ed Charlton	2015
45	Mike Rampone	2012

43	Derrick McCain	2006
42	Kwesi Mitchell	2007
41	Matt Weckerle	2014
40	Matt Tomczyk	2011
39	Ed Charlton	2012
	Miguel Lugo	2008
38	Chris Schwartz	2002

Hits (Career)

222	Mike Rampone	2012-15
214	Ed Charlton	2012-15
207	Matt Weckerle	2011-14
201	Chris Schwartz	2001-04
198	Teddy Bickert	2010-14
168	Kwesi Mitchell	2003-07
163	Dan Lupo	2002-05
160	Mike Turner	2005-08
154	Craig Binkiewicz	2006-09
147	Derrick McCain	2004-07
146	Matt Tomczyk	2008-11
139	Jim Tensfeldt	1980-83
138	Jeff Peterson	2010-13
133	DJ Roche	2010-14
124	Stephan Halibej	2013-pres.
122	Frank Testa	1982-85
117	Paul Sarlo	1989-91
116	Steven Kosinski	2001-04

Hits (Season)

68	Matt Tomczyk	2011
66	Teddy Bickert	2010
65	Matt Weckerle	2012
62	Ed Charlton	2012
60	Ed Charlton	2015
	Mike Rampone	2015
	Bryan Bleakley	2010
59	Mike Rampone	2012
	Chris Schwartz	2004
57	Jesse Uttendorfer	2015
56	Kwesi Mitchell	2007
	Craig Binkiewicz	2006
55	Jeff Peterson	2011
	Dan Lupo	2004
54	Mike Rampone	2013
	Bryan Bleakley	2011
	Matt Petrone	2010
	Chris Schwartz	2002
53	Ed Charlton	2013
52	Stephan Halibej	2015

	Teddy Bickert	2011
51	Bryan Bleakley	2012
	Paul Sarlo	1989
	Derrick McCain	2006

Doubles (Career)

47	Mike Rampone	2012-15
45	Ed Charlton	2012-15
42	Bryan Bleakley	2010-12
38	Chris Schwartz	2001-04
34	DJ Roche	2010-14
33	Kwesi Mitchell	2003-07
	Matt Weckerle	2011-14

Doubles (Season)

17	DJ Roche	2011
16	Bryan Bleakley	2012
	Bryan Bleakley	2010
	John Biondo	2000
15	Bryan Haberstroh	2015
	Ed Charlton	2012
	Mike Rampone	2014
14	Ed Charlton	2015
13	Vincent Del Vecchio	2010
	Jeff Potter	2006
12	Stephan Halibej	2013
	Matt Tomczyk	2011
	Tommy Lemanowicz	2001
	Cole Cicatelli	2000
11	Mike Rampone	2015
	Bryan Haberstroh	2014
	Teddy Bickert	2013
	Mike Rampone	2013
	Matt Schlitter	2008

Triples (Career)

14	Chris Schwartz	2001-04
11	Matt Weckerle	2011-14
10	Paul Sarlo	1989-91
	Nick Kaminsky	1975-78
9	Ed Charlton	2012-15

Triples (Season)

7	Paul Sarlo	1990
	Nick Kaminsky	1978

Homeruns (Career)

26	Chris Schwartz	2001-04
25	Jim Tensfeldt	1980-83
22	Bryan Bleakley	2009-12
18	Ed Charlton	2012-15

Homeruns (Season)

13	Kwesi Mitchell	2007
12	Jim Tensfeldt	1983
9	Ed Charlton	2015
	Bryan Bleakley	2012

Runs Batted In (Career)

131	Chris Schwartz	2001-04
127	Ed Charlton	2012-15
112	Mike Turner	2005-08
107	Matt Weckerle	2011-14
104	Kwesi Mitchell	2003-07
102	Mike Rampone	2012-15
	Jim Tensfeldt	1980-83
101	Frank Testa	1982-85

Runs Batted In (Season)

44	DJ Roche	2011
	Kwesi Mitchell	2007
42	Mike Turner	2006
41	Paul Sarlo	1991
	Paul Sarlo	1989
40	Austin DeRogatis	2006
39	Chris Schwartz	2001
	Jim Tensfeldt	1982

Runs Batted In (Game)

9	Jeff Sonnema	
5	Ed Charlton	2015

Total Bases (Career)

345	Chris Schwartz	2001-04
331	Ed Charlton	2012-15
304	Matt Weckerle	2011-14
302	Mike Rampone	2012-15
289	Bryan Bleakley	2009-12

Total Bases (Season)

107	Ed Charlton	2015
105	Kwesi Mitchell	2007
103	Chris Schwartz	2004
96	Bryan Bleakley	2012

Walks (Career)

97	Derrick McCain	2004-07
87	Mike Rampone	2012-15
85	Steven Kosinski	2001-04
84	Craig Binkiewicz	2006-09
83	Bryan Bleakley	2009-12
76	Matt Tomczyk	2008-11
68	Frank Papasidero	1974-76
67	Frank Testa	1982-85

Walks (Season)

30	Derrick McCain	2007
	Chris Sarnowski	1990
	Steven Kosinski	2001
29	Craig Binkiewicz	2007
26	Matt Tomczyk	2011
	Bryan Bleakley	2011
	Steven Kosinski	2004

Hit By Pitch (Career)

38	Matt Weckerle	2011-14
29	Ed Charlton	2012-15
18	Scott Mataya	1999-2002
17	Tommy Lemanowicz	1998, 2000-02
16	Steve Craig	2002-04
	Steven Kosinski	2001-04

Hit By Pitch (Season)

20	Matt Weckerle	2014
13	Ed Charlton	2013
11	Stephan Halibej	2013
	Nick Rabasco	2013
10	Matt Tomczyk	2011
	Tommy Lemanowicz	2002
9	Justin Racz	2006

Sacrifice Bunts (Career)

13	Phil Pritzlaff	1979-82
----	----------------	---------

Sacrifice Bunts (Season)

8	Matt Weckerle	2011
7	Teddy Bickert	2011
	Andy Kalwa	1988
	Dan MacDonald	1984
	Michael Smith	1981
	Frank Rafferty	1980

School Records

Stolen Bases (Career)

74	Tom Spadifino	1985-88
	Phil Pritzlaff	1979-82
	Carmine DeNicola	1975-78

Stolen Bases (Season)

26	Tom Spadifino	1985
24	Matt Weckerle	2014
25	Derrick McCain	2004

— DEFENSE —

Putouts (career)

840	Tom Bouck	2012-14
696	Bryan Bleakley	2009-12
660	Austin DeRogatis	2004-07
580	Frank Papsidero	1974-76
556	Ed Charlton	2012-15

Putouts (season)

363	Tyler Kapp	2011
362	Tom Bouck	2012
357	Bryan Bleakley	2011
349	Mike Turner	2008
290	Jeff Potter	2006
284	Austin DeRogatis	2006
283	Tom Bouck	2014
273	Teddy Bickert	2010
242	Phil Resciniti	2004

Assists (Career)

416	Mike Rampone	2012-15
380	Vincent DelVecchio	2009-11
379	Justin Racz	2003-06
363	Matt Tomczyk	2008-11
285	Steven Kosinski	2001-04
241	Jeff Peterson	2010-13
	Miguel Lugo	2007-08

Assists (Season)

158	Matt Tomczyk	2011
139	Matt Rampone	2013
	Vincent DelVecchio	2010
135	Vincent DelVecchio	2011
130	Matt Tomczyk	2010
133	Mike Rampone	2012
126	Miguel Lugo	2008
	Justin Racz	2006

115	Miguel Lugo	2007
106	Vincent DelVecchio	2009
99	Dan MacDonald	1982

Fielding Percentage (career) (min 400 chances)

.974	Jim Stoll (446-458)	1984-86
------	---------------------	---------

Fielding Percentage (season) (min 100 chances)

1.000	Kwesi Mitchell	2007
	Erik Hansen	2002
	Robert Ahart	1979
	Robert Ahart	1977

— PITCHING —

Earned Run Average (career/min 120 IP)

1.54	George Olson	1974-77
------	--------------	---------

Earned Run Average (season/min 40 IP)

0.92	Jeff Pruneau	1980
------	--------------	------

Wins (career)

29	Dan MacDonald	1981-84
	George Olson	1974-77
	Chris Legiadre	2002-06

Wins (season)

10	Dan MacDonald	1982
	George Olson	1977

Appearances (career)

70	Cory Kuzmik	2005-08
67	Austin McAuliffe	2010-14
62	Matt Melody	2006-09
58	Tripp Davis	2010-13
	Mark Leiter, Jr.	2010-13
	DJ Roche	2010-14
53	Matt Melody	2007-09
48	Kyle Burdi	2010-13
49	PJ Saporito	2006-09
46	Spiro Molfetas	2007-08
45	Chris Parenti	2006-09
	Dan MacDonald	1981-84
	Chris Legiadre	2002-06

Appearances (season)

27	Matt Melody	2008
26	Spiro Molfetas	2008
25	DJ Roche	2010
22	Kyle Burdi	2011
	Vinny Tavaglione	2004
20	Five tied	

Games Started (Career)

160	Matt Tomczyk	2008-11
138	Vincent DelVecchio	2008-11
58	Tripp Davis	2010-13
56	Mark Leiter, Jr.	2010-13
47	PJ Saporito	2006-09
45	Dan MacDonald	1981-84
41	Chris Legiadre	2002-06
39	Dan Raczynski	2001-04

Games Started (season)

15	Tripp Davis	2013
	Mark Leiter, Jr.	2013
	Tripp Davis	2011
	Dan MacDonald	1982
	George Olson	
14	Tripp Davis	2012
	Mark Leiter, Jr.	2012
	Tripp Davis	2010
	Mark Leiter, Jr.	2010
	PJ Saporito	2008
13	Mark Leiter	2011
12	Ian Bentley	2015
	PJ Saporito	2007

Complete Games (career)

42	Dan MacDonald	1981-84
----	---------------	---------

Complete Games (season)

14	Dan MacDonald	1982
----	---------------	------

Shutouts (career)

5	Dan MacDonald	1981-84
	George Olson	1974-77
3	DJ Roche	2010-14

Shutouts (season)

3	Jim Schak	1974
2	DJ Roche	2015

Saves (career)

15	Corey Kuzmik	2005-08
8	Tyler Kapp	2011-15
7	Ian Bentley	2013-pres.
5	Austin McAuliffe	2010-14

Saves (season)

7	Tyler Kapp	2015
	Cory Kuzmik	2007
6	Vinny Tavaglione	2004
5	Ian Bentley	2013
	Cory Kuzmik	2006

Innings Pitched (career)

382.2	Tripp Davis	2010-13
360.1	Mark Leiter, Jr.	2010-13
299	Dan MacDonald	1981-84
275.1	Chris Legiadre	2002-06
251.1	PJ Saporito	2006-09
228.2	Dan Raczynski	2001-04

Innings Pitched (season)

107.1	Tripp Davis	2011
103	George Olson	1977
98.1	Tripp Davis	2012
97.1	Tripp Davis	2013
94.2	Mark Leiter, Jr.	2013
93.2	Mark Leiter, Jr.	2012

Innings Pitched (game)

16	Andy Kalwa	1987
----	------------	------

Least Walks/9 IP, (season)

0.60	Chris Legiadre	2004
------	----------------	------

Strikeouts (career)

364	Mark Leiter, Jr.	2010-13
357	Dan MacDonald	1981-84
309	Tripp Davis	2010-13

Strikeouts (season)

106	Mark Leiter, Jr.	2013
105	Dan MacDonald	1983
103	Mark Leiter	2011

Strikeouts/9 IP (career)

10.75	Dan MacDonald	1981-84
-------	---------------	---------

Strikeouts/9 IP (season)

12.06	Dan MacDonald	1982
-------	---------------	------

— TEAM RECORDS —

Most Games: 57, 2010

Most Wins: 27, 2006

Highest Winning Pct.: .769 (20-6), 1982

Most Consecutive Wins: 15, 1982

Highest Batting Average: .317, 2006

Lowest ERA: 2.88, 2009

Highest Fielding Percentage: .944, 2006

Most Double Plays: 51, 2010

Most Triple Plays: 1, 1983

Home Runs: 34, 2007

First Division I Win

2007 Game 5, vs. LIU, March 12, 2007
(23-12; WP-PJ Saporito)

First Division I Home Run

Derrick McCain vs. St. Bonaventure, March 11, 2007

First Division I Complete Game Win

Brian Ascolese vs. Army, April 24, 2007
(W, 2-0)

First Division I Complete Game Shut-out

PJ Saporito vs. NYIT, May 4, 2007 (W, 2-0)

No-Hitters

Ron Brookman vs. Stevens, 19??
Jeff Pruneau vs. Baruch, 1980

Division I School Records

— OFFENSE —

Games (career)

197	Mike Rampone	2012-15
191	Matt Weckerle	2011-14
187	Ed Charlton	2012-15
181	Teddy Bickert	2009-14
166	Matt Tomczyk	2008-11
164	Jeff Peterson	2010-13
161	Bryan Bleakley	2009-12
158	DJ Roche	2010-14
136	James D'Aloia	2008-12
136	Tom Bouck	2012-14
133	Anthony Caiola	2009-12
121	Stephan Halibej	2013-pres.
115	Craig Binkiewicz	2007-09
105	Jeff Pizzi	2009, 2010, 2012
93	Bryan Haberstroh	2014-pres.
91	Miguel Lugo	2006-08
88	Mike Turner	2007-08

Games (season)

56	Teddy Bickert	2010
55	Matt Tomczyk	2011
	Bryan Bleakley	2011
	DJ Roche	2011
	Jeff Peterson	2011
	Tyler Kapp	2011
	Matt Tomczyk	2010
54	Teddy Bickert	2011
	Bryan Bleakley	2010
53	Mike Rampone	2013
	Matt Weckerle	2011
	Vincent DelVecchio	2011
50	Miguel Lugo	2008
	Stephan Halibej	2013
48	Mike Turner	2008
47	Dom Hayes	2008
	Matt Schlitter	2008
46	Chris Legiadre	2004

Batting Average (career/min 250 AB)

.303	Ed Charlton (214/707)	2012-15
.299	Craig Binkiewicz (115/385)	2007-09
.295	Mike Rampone (222/753)	2011-15
.292	Teddy Bickert (198/677)	2010-14

.291	DJ Roche (133/457)	2010-14
.289	Matt Weckerle (207/717)	2012-14
.287	Matt Schlitter (91/317)	2006-08

Batting Average (season) (min 2.5 AB/gm, 75% of team's games)

.371	Kwesi Mitchell (56/151)	2007
.359	Tom Bouck (42/128)	2013
.329	DJ Roche (39/57)	2012
.322	Teddy Bickert (66/205)	2010
.320	Jesse Uttendorfer (57/178)	2015
.319	Ed Charlton (60/188)	2015
	Bryan Bleakley (60/188)	2010
.318	Matt Tomczyk (68/214)	2011
.317	Mike Rampone (60/189)	2015
.316	Dom Hayes (49/155)	2008

At-Bats (Career)

753	Mike Rampone	2012-15
707	Ed Charlton	2012-15
717	Matt Weckerle	2011-14
677	Teddy Bickert	2010-14
556	Matt Tomczyk	2008-11
554	Bryan Bleakley	2009-12
550	Jeff Peterson	2010-13
457	DJ Roche	2010-14
	Tom Bouck	2012-14
433	Stephan Halibej	2013-pres.
385	Craig Binkiewicz	2007-09
331	Bryan Haberstroh	2014-pres.
321	Miguel Lugo	2006-08
317	Matt Schlitter	2006-08
312	Mike Turner	2006-08

At-Bats (Season)

214	Matt Tomczyk	2011
210	Mike Rampone	2012
	DJ Roche	2011
208	Matt Weckerle	2012
	Teddy Bickert	2011
206	Jeff Peterson	2011
204	Matt Weckerle	2011
198	Mike Rampone	2013
197	Ed Charlton	2012
189	Mike Rampone	2015
	Bryan Bleakley	2011
188	Ed Charlton	2015



Stephan Halibej

	Bryan Bleakley	2010
187	Tyler Kapp	2011
	Matt Tomczyk	2010
185	Tom Bouck	2012
180	Ed Charlton	2013
178	Jesse Uttendorfer	2015
	Stephan Halibej	2013
177	Bryan Bleakley	2012
175	Miguel Lugo	2008
174	Bryan Haberstroh	2015
172	Vincent Del Vecchio	2010
170	Matt Schlitter	2008

Runs Scored (Career)

136	Ed Charlton	2012-15
130	Mike Rampone	2012-15
121	Matt Weckerle	2011-14
109	Teddy Bickert	2009-14
76	Matt Tomczyk	2008-11
75	Craig Binkiewicz	2007-09
71	Jeff Peterson	2010-13

70	Tom Bouck	2012-14		Bryan Bleakley	2010		Matt Tomczyk	2011
58	Stephan Halibej	2013-pres.	59	Mike Rampone	2012	11	Mike Rampone	2015
57	Bryan Haberstroh	2014-pres.	58	Matt Weckerle	2011		Bryan Haberstroh	2014
	Miguel Lugo	2007-08		DJ Roche	2011		Teddy Bickert	2013
59	DJ Roche	2010-14	57	Jesse Uttendorfer	2015		Mike Rampone	2013
46	Matt Schlitter	2006-08	56	Kwesi Mitchell	2007		Matt Schlitter	2008
42	Anthony Caiola	2009-2012	55	Jeff Peterson	2011	10	Tom Bouck	2013
	Kwesi Mitchell	2007	54	Mike Rampone	2013		DJ Roche	2012
				Bryan Bleakley	2011		Matt Weckerle	2012
				Matt Petrone	2010		Mike Rampone	2012
	Runs Scored (season)						Tom Bouck	2012
46	Ed Charlton	2015	53	Ed Charlton	2013		Bryan Bleakley	2011
45	Mike Rampone	2012	52	Stephan Halibej	2015		Jeff Peterson	2011
42	Kwesi Mitchell	2007		Teddy Bickert	2011		Kwesi Mitchell	2007
41	Matt Weckerle	2014	51	Bryan Bleakley	2012		Matt Schlitter	2007
40	Matt Tomczyk	2011	50	Stephan Halibej	2013			
39	Ed Charlton	2012		Miguel Lugo	2008			
	Miguel Lugo	2008					Triples (Career)	
36	Bryan Haberstroh	2015		Doubles (Career)		15	Matt Weckerle	2011-14
	Craig Binkiewicz	2007	47	Mike Rampone	2012-15	9	Ed Charlton	2012-15
35	Teddy Bickert	2011	45	Ed Charlton	2012-15	5	Matt Tomczyk	2008-11
34	Derrick McCain	2007	42	Bryan Bleakley	2009-12	5	DJ Roche	2011-14
	Teddy Bickert	2014	34	DJ Roche	2011-14	4	Jeff Pizzi	2009, 2010, 2012
			33	Matt Weckerle	2011-14	3	Matt Petrone	2010
	Hits (Career)		27	Jeff Peterson	2010-13		John Berner	2008-10
222	Mike Rampone	2012-15	28	Tom Bouck	2012-14		Dom Hayes	2008
214	Ed Charlton	2012-15		Teddy Bickert	2010-14			
207	Matt Weckerle	2011-14	26	Bryan Haberstroh	2014-pres.		Triples (Season)	
198	Teddy Bickert	2010-14		Stephan Halibej	2013-pres.	4	Matt Weckerle	2014
179	Bryan Bleakley	2009-12	21	Matt Schlitter	2006-08		Ed Charlton	2013
146	Matt Tomczyk	2008-11	20	Matt Tomczyk	2008-11		Matt Weckerle	2011
138	Jeff Peterson	2010-13	19	Vincent DelVecchio	2009-11	3	Ed Charlton	2015
133	DJ Roche	2011-14		John Berner	2008-10		Matt Weckerle	2012
124	Stephan Halibej	2013-pres.	15	James D'Aloia	2008-12		Matt Petrone	2010
121	Tom Bouck	2012-14		Jeff Pizzi	2009, 2010, 2012		Dom Hayes	2008
100	Vincent Del Vecchio	2009-11		Mike Turner	2006-08	2	Mike Rampone	2015
98	Craig Binkiewicz	2007-09		Miguel Lugo	2006-08		DJ Roche	2014
91	Matt Schlitter	2006-08	13	Craig Binkiewicz	2007-09		James D'Aloia	2012
87	Bryan Haberstroh	2014-pres.					Matt Tomczyk	2010
84	Miguel Lugo	2006-08		Doubles (Season)			Jeff Pizzi	2009
78	Mike Turner	2006-08	17	DJ Roche	2011		Homeruns (Career)	
			16	Bryan Bleakley	2012	22	Bryan Bleakley	2009-12
				Bryan Bleakley	2010	18	Ed Charlton	2012-15
	Hits (Season)		15	Bryan Haberstroh	2015	13	Kwesi Mitchell	2007
68	Matt Tomczyk	2011		Ed Charlton	2012	13	Tom Bouck	2012-14
66	Teddy Bickert	2010		Mike Rampone	2014	9	Matt Tomczyk	2008-11
65	Matt Weckerle	2012	14	Ed Charlton	2015		Mike Rampone	2012-15
62	Ed Charlton	2012	13	Vincent Del Vecchio	2010	8	DJ Roche	2011-14
60	Ed Charlton	2015	12	Stephan Halibej	2013			
	Mike Rampone	2015						

Division I School Records

7	Stephan Halibej	2013-pres.
	John Berner	2008-10
6	Bryan Haberstroh	2014-pres.
	Derrick McCain	2006-07
5	Mike Turner	2006-08

Homeruns (Season)

13	Kwesi Mitchell	2007
9	Ed Charlton	2015
	Bryan Bleakley	2012
8	Matt Weckerle	2014
6	Bryan Haberstroh	2015
	Bryan Bleakley	2010
	Derrick McCain	2007

Runs Batted In (Career)

127	Ed Charlton	2012-15
102	Mike Rampone	2012-15
107	Matt Weckerle	2011-14
92	Bryan Bleakley	2009-12
91	DJ Roche	2011-14
76	Jeff Peterson	2010-13
72	Stephan Halibej	2013-pres.
71	Matt Tomczyk	2008-11
	Tom Bouck	2012-14
70	Teddy Bickert	2010-14
53	Matt Schlitter	2006-08
47	James D'Aloia	2008-12
46	Mike Turner	2006-08
44	John Berner	2008-10
	Kwesi Mitchell	2007

Runs Batted In (Season)

44	DJ Roche	2011
	Kwesi Mitchell	2007
38	Ed Charlton	2015
36	Bryan Bleakley	2012
34	Matt Weckerle	2012
	Ed Charlton	2014
31	Ed Charlton	2012
30	Tom Bouck	2013
	Tom Bouck	2012
	Jeff Peterson	2011
	Derrick McCain	2007



Bryan Haberstroh

Runs Batted In (Game)

7	Kwesi Mitchell	2007
6	Derrick McCain	2007
5	Ed Charlton	2015
	Teddy Bickert	2013

Total Bases (Career)

331	Ed Charlton	2012-15
302	Mike Rampone	2012-15
304	Matt Weckerle	2011-14
289	Bryan Bleakley	2009-12
248	Teddy Bickert	2010-14
203	Matt Tomczyk	2008-11
201	DJ Roche	2011-14
184	Jeff Peterson	2010-13
173	Stephan Halibej	2013-pres.
133	Bryan Haberstroh	2014-pres.
128	Matt Schlitter	2006-08
113	Miguel Lugo	2006-08
108	Mike Turner	2006-08
105	Kwesi Mitchell	2007

Total Bases (Season)

107	Ed Charlton	2015
105	Kwesi Mitchell	2007
96	Bryan Bleakley	2012
94	Matt Tomczyk	2011
	Bryan Bleakley	2010
93	DJ Roche	2011
90	Matt Weckerle	2012
88	Matt Weckerle	2014
85	Bryan Haberstroh	2015
81	Mike Rampone	2012
80	Matt Weckerle	2011
79	Bryan Bleakley	2011
78	Mike Rampone	2015
	Ed Charlton	2013

Walks (Career)

87	Mike Rampone	2012-15
83	Bryan Bleakley	2009-12
76	Matt Tomczyk	2008-11
65	Ed Charlton	2012-15
64	Jeff Peterson	2010-13
61	Craig Binkiewicz	2007-09
58	Matt Weckerle	2011-14
51	Vincent Del Vecchio	2009-11
37	Stephan Halibej	2013-pres.
36	John Berner	2008-10

Walks (Season)

30	Derrick McCain	2007
29	Craig Binkiewicz	2007
27	Matt Weckerle	2014
	Bryan Bleakley	2010
26	Matt Tomczyk	2011
	Bryan Bleakley	2011
25	Ricky Petrosino	2008

Hit By Pitch (Career)

38	Matt Weckerle	2011-14
29	Ed Charlton	2012-15
27	Bryan Bleakley	2009-12
20	Tom Bouck	2012-14
17	Vincent Del Vecchio	2009-11
16	Mike Rampone	2012-15
15	Stephan Halibej	2013-pres.
14	Teddy Bickert	2010-14
11	Nick Rabasco	2013

9	Jeff Peterson	2010-13
7	Chris Cardone	2006-08
6	Nick Swim	2013-14
	Matt Schlitter	2006-08

Hit By Pitch (season)

20	Matt Weckerle	2014
14	Bryan Bleakley	2012
13	Ed Charlton	2013
11	Stephan Halibej	2013
11	Nick Rabasco	2013
9	Matt Weckerle	2012
8	Ed Charlton	2012
	Mike Rampone	2012
	Tom Bouck	2012
6	James D'Aloia	2010
	Vincent Del Vecchio	2009
	Tom Bouck	2014

Sacrifice Bunts (career)

6	Craig Binkiewicz	2007-09
---	------------------	---------

Sacrifice Bunts (season)

4	Craig Binkiewicz	2008
---	------------------	------

Stolen Bases (career)

49	Ed Charlton	2012-15
38	Matt Weckerle	2011-14
33	Craig Binkiewicz	2007-09
25	Mike Rampone	2012-15
18	Jesse Uttendorfer	2014-pres.
17	Matt Petrone	2010
	Miguel Lugo	2006-08
14	Teddy Bickert	2010-14

Stolen Bases (season)

24	Matt Weckerle	2014
17	Jesse Uttendorfer	2015
	Matt Petrone	2010
16	Ed Charlton	2013
	Craig Binkiewicz	2007
15	Ed Charlton	2015
	Ed Charlton	2012
13	Miguel Lugo	2008
12	Kwesi Mitchell	2007
11	Derrick McCain	2007

— DEFENSE —

Putouts (career) (Top 8)

840	Tom Bouck	2012-14
696	Bryan Bleakley	2009-12
556	Ed Charlton	2012-15
506	Teddy Bickert	2010-14
415	Tyler Kapp	2011-15
401	Mike Turner	2006-08
380	Matt Tomczyk	2008-11
344	Stephan Halibj	2013-pres.

Putouts (season) (Top 8)

363	Tyler Kapp	2011
362	Tom Bouck	2012
357	Bryan Bleakley	2011
349	Mike Turner	2008
325	Bryan Bleakley	2012
283	Tom Bouck	2014
273	Teddy Bickert	2010
217	Bryan Bleakley	2010

Assists (career) (Top 5)

416	Mike Rampone	2012-15
380	Vincent Del Vecchio	2009-11
363	Matt Tomczyk	2008-11
241	Jeff Peterson	2010-13
	Miguel Lugo	2006-08

Assists (season) (Top 5)

158	Matt Tomczyk	2011
139	Mike Rampone	2013
	Vincent DelVecchio	2010
135	Vincent DelVecchio	2011
133	Mike Rampone	2012
130	Matt Tomczyk	2010

Fielding Percentage (career) (min 400 chances)

Fielding Percentage (season) (min 100 chances)

1.000	Kwesi Mitchell (80po/2a/0e)	2007
-------	-----------------------------	------

— PITCHING —

Earned Run Average (career/min 120 IP) (Top 6)

3.92	Ian Bentley (83/190.1IP)	2013-pres.
4.15	Mark Leiter, Jr. (166/360.1 IP)	2010-13
4.92	Matt Coughlin (104/190.1 IP)	2011-14
4.74	Tripp Davis (201/382.1 IP)	2010-13
6.52	Austin McAuliffe (106/146.1 IP)	2010-14
7.80	PJ Saporito (217/250.1 IP)	2006-09

Earned Run Average (season/min 40 IP) (Top 10)

3.24	Ian Bentley	2014
3.29	Tripp Davis	2012
3.42	Ian Bentley	2015
3.56	Mark Leiter, Jr.	2012
3.69	Tripp Davis	2011
3.81	Bill VanMeerbeke	2012
3.93	Johnny Malatesta	2015
3.97	DJ Roche	2014
4.02	DJ Roche	2012
4.17	Sean Lubreski	2015

Wins (career)

19	Tripp Davis	2010-13
18	Mark Leiter, Jr.	2010-13
16	Ian Bentley	2013-pres.
12	Matt Coughlin	2011-14
11	DJ Roche	2010-14
10	PJ Saporito	2007-09
6	Joe Fasano	2011-15
	Austin McAuliffe	2010-14
5	Johnny Malatesta	2015
	Sean Lubreski	2015
	Bill VanMeerbeke	2012, 2013
4	Bobby Wyrwa	2007-10
	Cory Kuzmik	2006-08

Wins (season)

7	Ian Bentley	2015
6	Ian Bentley	2014
	Tripp Davis	2011
	PJ Saporito	2007
5	Johnny Malatesta	2015
	Sean Lubreski	2015
	Tripp Davis	2013
	Mark Leiter, Jr.	2013
	Tripp Davis	2012

Division I School Records

	Mark Leiter, Jr.	2012	
	Mark Leiter, Jr.	2011	15
4	DJ Roche	2014	
	Alex Daniele	2014	
	Matt Coughlin	2013	14
	Matt Coughlin	2012	
3	Joe Fasano	2015	
	Ian Bentley	2013	
	DJ Roche	2012	
	Joe Fasano	2012	13
	Tripp Davis	2010	
	Mark Leiter, Jr.	2010	12
	PJ Saporito	2009	
	Cory Kuzmik	2007	

	Appearances (career)		15
67	Austin McAuliffe	2010-14	13
58	DJ Roche	2010-14	10
	Tripp Davis	2010-13	6
	Mark Leiter, Jr.	2010-13	3
56	Joe Fasano	2011-15	2
	Steven Ace	2008-11	
53	Matt Melody	2007-09	
51	Matt Coughlin	2011-14	7
48	Kyle Burdi	2010-13	6
47	Ian Bentley	2013-pres.	5
46	Spiro Molfetas	2007-08	
42	Bobby Wyrwa	2007-10	4
39	PJ Saporito	2007-09	3

	Appearances (season)		
27	Matt Melody	2008	
26	Spiro Molfetas	2008	
25	DJ Roche	2010	2
22	Kyle Burdi	2011	
20	Five Tied	2010	

	Games Started (career)		
58	Tripp Davis	2010-13	
56	Mark Leiter, Jr.	2010-13	
37	PJ Saporito	2007-09	
28	DJ Roche	2010-14	3
27	Bobby Wyrwa	2007-10	2
21	Ian Bentley	2013-pres.	1
19	Matt Melody	2007-09	
18	Joe Fasano	2011-15	
16	Rob Pietrocola	2007-08	

	Games Started (season)		
	Tripp Davis	2013	2
	Mark Leiter, Jr.	2013	1
	Tripp Davis	2011	
	Tripp Davis	2012	
	Mark Leiter, Jr.	2012	
	Tripp Davis	2010	
	Mark Leiter, Jr.	2010	
	PJ Saporito	2008	
	Mark Leiter, Jr.	2011	
	Bobby Wyrwa	2008	
	Ian Bentley	2015	
	PJ Saporito	2007	8

	Complete Games (career)		
	Mark Leiter, Jr.	2010-13	5
	Tripp Davis	2010-13	
	Ian Bentley	2013-pres.	
	PJ Saporito	2007-09	7
	Bobby Wyrwa	2007-10	
	Brian Ascolese	2006-07	


	Complete Games (season)		
	Ian Bentley	2015	
	Tripp Davis	2011	
	Mark Leiter, Jr.	2013	
	PJ Saporito	2009	
	Tripp Davis	2013	
	Mark Leiter, Jr.	2010	
	Tripp Davis	2012	
	Mark Leiter, Jr.	2012	
	Bill VanMeerbeke	2012	
	Mark Leiter, Jr.	2011	
	Johnny Malatesta	2015	
	Matt Coughlin	2013	
	DJ Roche	2012	
	DJ Roche	2011	
	Bobby Wyrwa	2010	
	Brian Ascolese	2007	

	Shutouts (career)		
	DJ Roche	2010-14	
	Tripp Davis	2010-13	
	Mark Leiter, Jr.	2010-13	
	Johnny Malatesta	2015-pres.	
	PJ Saporito	2007-09	
	Bobby Wyrwa	2007-10	

	Shutouts (season)		
	DJ Roche	2015	
	Johnny Malatesta	2015	
	Mark Leiter, Jr.	2013	
	Tripp Davis	2012	
	Mark Leiter, Jr.	2012	
	Tripp Davis	2011	
	DJ Roche	2011	
	PJ Saporito	2007	
	Bobby Wyrwa	2008	

	Saves (career)		
	Tyler Kapp	2011-15	
	Cory Kuzmik	2006-08	
	Ian Bentley	2013-pres.	
	Austin McAuliffe	2010-14	

	Saves (season)		
	Tyler Kapp	2015	
	Cory Kuzmik	2007	
	Ian Bentley	2013	
	Austin McAuliffe	2010	
	Tommy Derer	2015	



Johnny Malatesta

Innings Pitched (career)

382.2	Tripp Davis	2010-13
360.1	Mark Leiter, Jr.	2010-13
208	PJ Saporito	2007-09
204.1	DJ Roche	2010-14
190.1	Ian Bentley	2013-pres.
	Matt Coughlin	2011-14
155	Bobby Wyrwa	2007-10
146.1	Austin McAuliffe	2010-14
129.2	Joe Fasano	2011-15
106	Kyle Burdi	2010-13
94	Cory Kuzmik	2006-08
88.2	Rob Pietrocola	2007-08

Innings Pitched (season)

107.1	Tripp Davis	2011
98.1	Tripp Davis	2012
97.1	Tripp Davis	2013
94.2	Mark Leiter, Jr.	2013
93.2	Mark Leiter, Jr.	2012
90.2	Mark Leiter, Jr.	2011
81.1	Mark Leiter, Jr.	2010
79.1	Tripp Davis	2010
76.1	Ian Bentley	2015
75.2	PJ Saporito	2007
72.1	Ian Bentley	2014
72.0	Matt Coughlin	2013
	PJ Saporito	2009
70.0	Bobby Wyrwa	2010

Innings Pitched (game)

9.0	Tripp Davis	2013 (1 time)
	Mark Leiter, Jr.	2013 (1 time)
	Matt Coughlin	2013 (1 time)
	Tripp Davis	2012 (2 times)
	Mark Leiter, Jr.	2012 (1 time)
	Tripp Davis	2011 (4 times)
	Mark Leiter, Jr.	2011 (2 times)
	DJ Roche	2011 (1 time)
	Mark Leiter, Jr.	2010 (2 times)
	Bobby Wyrwa	2010 (1 time)
	PJ Saporito	2009 (2 times)
	Brian Ascolese	2007 (1 time)
	Rob Pietrocola	2007 (1 time)
	PJ Saporito	2007 (1 time)

Least Walks/9 IP (season)

1.55	PJ Saporito (13 BB/75.2 IP)	2007
------	-----------------------------	------

Strikeouts (career)

364	Mark Leiter, Jr.	2010-13
309	Tripp Davis	2010-13
202	DJ Roche	2010-14
151	PJ Saporito	2007-09
141	Ian Bentley	2013-pres.
140	Matt Melody	2007-09
91	Cory Kuzmik	2006-08

Strikeouts (season)

106	Mark Leiter, Jr.	2013
103	Mark Leiter, Jr.	2011
95	Mark Leiter, Jr.	2012
82	Tripp Davis	2012
87	Tripp Davis	2013
	Tripp Davis	2011
85	DJ Roche	2014
70	Ian Bentley	2015
66	Alex Daniele	2014
62	Matt Melody	2008
	PJ Saporito	2007
60	Mark Leiter, Jr.	2010
59	Cory Kuzmik	2008

Strikeouts/9 IP (career)

7.27	Tripp Davis (309K/382.1IP)	2010-13
7.25	DJ Roche (157K/204.1IP)	2010-14
8.87	Matt Melody (140 K/142 IP)	2007-09
8.71	Cory Kuzmik (91 K/94 IP)	2007-08
9.09	Mark Leiter, Jr. (364K/360.1IP)	2010-13

Strikeouts/9 IP (season)

7.29	Tripp Davis (87K/107.1IP)	2011
8.04	Tripp Davis (87K/97.1IP)	2013
8.32	DJ Roche (49K/53IP)	2011
10.08	Mark Leiter, Jr. (106K, 94.2IP)	2013
10.22	Mark Leiter, Jr. (103K/90.2IP)	2011
10.73	Matt Melody (62 K/52 IP)	2008

— TEAM RECORDS —

Most Games: 57, 2010

Most Wins: 25, 2012

Highest Winning Pct.: .510 (24-23-1) – 2015

Most Consecutive Wins: 8, 2015 (March 27 – April 6)

Highest Batting Average: .286; 2015

Lowest ERA: 4.63, 2015

Highest Fielding Percentage: .961, 2015

Most Double Plays: 51, 2010

Most Triple Plays: none

Home Runs: 34, 2007

Year-by-Year

1949

4/12 at Stevens
4/15 Open
4/16 Open
4/23 at Drew
4/27 NEWARK RUTGERS
4/30 BLOOMFIELD
5/4 at Upsala
5/7 Open
5/11 Open
5/14 PANZER
5/18 MONTCLAIR STATE
5/21 STEVENS
5/25 at Montclair State
5/28 at Paterson State
6/1 Open
6/4 at Drew

Coach:

** Schedule Incomplete

1950

4/14 at Panzer
4/15 at Drew
4/17 at Upsala
4/20 at Montclair State
4/24 MONTCLAIR STATE (at Montclair)
4/28 at Utica
4/29 at Clarkson Tech
5/4 at Newark Rutgers
5/6 at Bloomfield
5/12 PATERSON STATE
5/20 NEW PALTZ
5/27 at New Paltz
6/10 at Drew

Coach: Ed Johnson

** Schedule Incomplete

1951

4/9 at Baltimore
4/11 at Stevens Tech
4/13 at Montclair State Teachers
4/14 PANZER
4/21 at Drew
4/28 at Newark State Teachers
5/5 MONTCLAIR STATE TEACHERS
5/5 at Upsala
5/12 BLOOMFIELD
5/19 NEWARK STATE TEACHERS
5/26 FAIRLEIGH DICKINSON
5/30 at New Paltz State Teachers
6/2 at Drew

Coach: Ed Johnson

** Schedule Incomplete



Matt Yuhas

1952

4/5 Fairleigh Dickinson*
4/5 Bloomfield*
4/12 Panzer*
4/15 Baltimore (MD)
4/16 Open
4/17 Bridgewater (VA)
4/18 Lynchburg (VA)
4/19 Western Maryland
4/26 Stevens Tech
5/3 Panzer*
5/10 Bloomfield*
5/17 Montclair State*(DH)

5/24 Open
5/31 Drew (DH)

*N.J.I.A.C. Games

Coach: Ed Johnson

** Schedule Incomplete

1953

Coach: Ed Johnson
** Schedule Incomplete

1954 (1-7)

4/10 STEVENS L 1 -3
4/13 at Panzer L 2-13
4/14 TRENTON L 2-15
4/15 at National Aggies L 8-11
4/17 at Drew cancelled

4/24 BLOOMFIELD (DH) L 1-2, L 3-5
5/1 at Rider L 0-17
5/1 at Newark S.T.C W 13-4
5/8 at Stevens
5/15 MONTCLAIR STATE (DH)
5/22 PANZER
5/24 NEWARK S.T.C

Coach: Ed Johnson

** Schedule Incomplete

1955 (4-8)

4/12 at Paterson State cancelled
4/13 at Drew cancelled
4/14 NATIONAL AGGIES cancelled
4/16 STEVENS L 3-9
4/23 BLOOMFIELD (DH) W 4-1, L 2-14
4/30 NEWARK S.T.C (DH) W 4-0, W 11-4
5/7 at Stevens L 4-5
5/14 at Montclair State (DH) L 2-5, L 9-11
5/21 PANZER (DH) L 2-6, L 2-11
5/28 at Drew (DH) L 1-3, W 8-2

Coach: Joseph Fitzgerald

1956 (4-5)

4/7 STEVENS ppd
4/9 FAIRLEIGH DICKINSON cancelled
4/11 at Saint Peter's L 4-6
4/14 at Newark Rutgers L 1-7
4/21 at Montclair State L 3-12
4/21 BLOOMFIELD W 6-4
4/28 DREW (at Madison) W 12-6
5/5 at Paterson State W 4-0
5/12 at Stevens (DH) L 1-2, L 4-7
5/19 PANZER W 11-4
5/26 at Bloomfield cancelled

Coach: J. Fitzgerald

1957 (6-6)

3/30 PATERSON (at Paterson) W 6-4
4/6 at Stevens ppd
4/8 at Drew ppd
4/10 at Saint Peter's L 4-7
4/11 at Fairleigh Dickinson L 2-4
4/13 NEWARK RUTGERS L 0-4
4/20 DREW (DH) L 2-5, L 3-6
4/27 MONTCLAIR STATE L 4-9
5/4 STEVENS (DH) W 3-0, W 5-2
5/11 NEWARK S.T.C (DH) W 8-5, W 4-1
5/18 at Panzer W 3-2

Coach: Paul C. Hausser

1958

4/5	at Paterson State	L 2-4
4/8	at Saint Peter's	L 2-4
4/9	at Stevens	L 1-15
4/10	at Newark Rutgers	L 9-11
4/12	FAIRLEIGH DICKINSON (at FDU)	L 2-10
4/19	at Montclair State	L 5-9
4/26	at Drew	L 9-10
5/3	STEVENS (at Stevens)	cancelled
5/10	NEWARK S.T.C (DH)	L 5-6, W 12-2
5/17	PANZER	L 2-14
4/24	BLOOMFIELD	

*Coach: P.C. Hausser***** Schedule Incomplete****1959**

4/4	PATERSON STATE (at P.S.C)	W 3-2
4/7	at Fairleigh Dickinson	L 1-11
4/8	at Saint Peter's	L 4-14
4/9	DREW (at Drew)	W 7-4
4/11	NEWARK RUTGERS	
4/18	MONTCLAIR STATE (at Montclair)	W 12-6
4/25	STEVENS (at Stevens)	L 6-13
5/2	NEWARK STATE	L 1-7
5/9	at Stevens	L 2-8
5/16	BLOOMFIELD	L 0-3
5/23	MONMOUTH	cancelled

*Coach: P.C. Hausser***** Schedule Incomplete****1960 (3-6-1)**

4/4	at Paterson State	L 3-5
4/6	at Newark State	W 9-7
4/7	FAIRLEIGH DICKINSON	cancelled
4/9	STEVENS (at Stevens)	L 5-9
4/16	at Montclair State	L 2-16
4/23	at Newark Rutgers	L 4-9
4/30	at Drew	L 3-4
5/7	at Bloomfield	W 5-2
5/14	at Stevens	T 8-8
5/21	at Monmouth (DH)	L 0-2, W 5-1

*Coach: Paul C. Hausser***1961**

4/8	PATERSON STATE (at Paterson)	L 1-8
4/11	NEWARK STATE (at Newark State)	ppd
4/13	at Saint Peter's	cancelled
4/15	MONTCLAIR STATE (at Montclair)	L 2-8
4/22	NEWARK RUTGERS	W 11-5
4/29	DREW (at Drew)	ppd
5/6	at Stevens	L 10-11

5/13	BLOOMFIELD	cancelled
5/13	DREW (at Drew)	
5/16	NEWARK STATE (at Newark State)	
5/20	MONMOUTH	W 5-0

*Coach: Paul C. Hausser***** Schedule Incomplete****1962 (4-5)**

4/7	at Paterson State	cancelled
4/10	at Stevens	W 4-2
4/12	at Newark State	W 6-0
4/14	at Montclair State	L 1-10
4/21	at Newark Rutgers	W 5-4
4/28	at Drew	W 10-6
5/5	STEVENS (at Stevens)	L 4-5
5/12	at Bloomfield	L 3-4
5/19	at Monmouth (DH)	L 3-4, L 5-15

*Coach: Paul C. Hausser***1963 (4-4)**

4/6	PATERSON STATE (at Paterson)	L 6-12
4/10	STEVENS (at Stevens)	W 4-2
4/11	at Newark State	W 7-0
4/13	MONTCLAIR STATE (at Montclair)	W 8-5
4/20	NEWARK RUTGERS	L 6-13
4/27	DREW (at Drew)	L 2-9
5/4	at Upsala	L 0-5
5/11	at Stevens	W 3-2
5/18	MONMOUTH	cancelled

*Coach: Paul C. Hausser***1964 (2-6)**

4/4	at Paterson	L 4-14
4/6	UPSALA (at Upsala)	L 6-14
4/8	STEVENS	cancelled
4/10	NEWARK STATE	W 5-2
4/11	at Montclair State	L 1-2
4/18	at Newark Rutgers	W 6-1
4/25	at Drew	L 2-3
5/2	at Monmouth	L 3-5
5/15	at Stevens	L 3-5

*Coach: Paul C. Hausser***1965 (4-6)**


4/3	PATERSON STATE (at Paterson)	L 2-9
4/10	MONTCLAIR STATE (at Montclair)	L 1-5
4/12	at Upsala	W 8-6
4/15	at Bloomfield	L 2-5
4/17	at Stevens	W 7-1
4/24	NEWARK RUTGERS	L 0-2
5/1	DREW (at Drew)	W 4-3
5/8	at Saint Peter's	L 2-4
5/15	at Monmouth	L 7-8
5/22	at Newark State	W 7-4

*Coach: Paul C. Hausser***1966 (3-6)**

4/2	at Paterson	W 4-1
4/9	at Montclair State	L 2-10
4/11	at Newark Rutgers	L 0-8
4/14	vs Bloomfield	W 4-2
4/15	UPSALA	L 1-11
4/16	at Saint Peter's	L 5-6
4/23	NEWARK STATE	W 8-4
4/30	at Drew	cancelled
5/7	at Monmouth	L 1-2
5/14	at Stevens	L 1-2

*Coach: Paul C. Hausser***1967**

4/1	PATERSON	L 1-6
4/8	at Montclair State	cancelled
4/10	SAINT PETER'S	L 5-8
4/12	at Upsala	L 9-17
4/13	NEWARK RUTGERS	W 1-0
4/22	DREW (at Drew)	
4/29	at Newark State	W 16-2
4/29	STEVENS (at Stevens)	W 6-3
5/6	at Monmouth	L 0-9
5/13	at Bloomfield (DH)	L 0-1, L 0-1

*Coach: P.C. Hausser***** Schedule Incomplete****Evan Pietronico**

Year-by-Year

1968 (3-8)

3/30	at Drew	W 19-5
4/1	UPSALA (at Upsala)	L 0-1
4/4	at Paterson	L 0-6
4/6	MONTCLAIR STATE (at Montclair)	L 0-8
4/13	at Newark Rutgers	L 8-9
4/20	at Saint Peter's	L 0-4
4/27	at Bloomfield (DH)	W 3-2, W 2-0
5/4	at Monmouth	L 5-14
5/11	at Stevens	L 8-9
5/18	NEWARK STATE (at Newark State)	L 1-15

Coach: Paul C. Hausser

1969 (1-6)

3/31	at Upsala	W 4-1
4/2	PATERSON (at Paterson)	cancelled
4/4	STEVENS (at Stevens)	L 1-5
4/5	at Montclair State	L 0-5
4/12	at Saint Peter's	L 2-8
4/19	at Bloomfield	cancelled
4/26	DREW (at Drew)	L 2-14
5/3	at Monmouth	L 3-9
5/10	NEWARK RUTGERS	cancelled
5/17	at Newark State	L 4-8

Coach: Paul C. Hausser



Tommy Derer

1970 (1-10)

4/1	at Paterson	cancelled
4/4	at Monmouth	L 1-16
4/8	at Montclair	L 7-8
4/11	at Bloomfield (DH)	L 3-5, L 5-6
4/15	at Upsala	L 1-6
4/18	at Hunter	W 14-6
4/22	at Saint Peter's	L 0-5
4/25	at Drew	L 6-9
5/2	at Trenton	L 2-3
5/9	at Newark Rutgers	L 4-5
5/13	NEWARK STATE (at Newark State)	cancelled
5/16	at Stevens	L 0-2

Coach: Paul C. Hausser

1971 (5-10)

3/27	UPSALA (at Upsala)	L 1-12
3/31	at Paterson State	L 7-9
4/3	at Monmouth	L 4-14
4/7	at Brooklyn Poly	cancelled
4/10	at Montclair State	L 0-17
4/13	at Howard	W 8-5
4/14	at Federal City	L 2-5
4/15	at Univ. of PENN	L 2-9
4/17	at Saint Peter's	L 1-2
4/21	at Bloomfield	W 24-3
4/24	at Drew (DH)	W 7-6, W 3-0
4/28	NEWARK RUTGERS	L 0-10
5/1	at Trenton State	L 4-9
5/5	at Hunter	W 14-3
5/8	at Stevens	cancelled
5/12	at Newark State	L 6-9
5/15	at Pratt	cancelled

Coach: Paul C. Hausser

1972 (1-9)

3/25	at Upsala	L 0-3
3/29	at William Paterson	L 1-2
4/1	at Monmouth	L 4-12
4/7	at Newark State	cancelled
4/8	at Drew (DH)	ppd
4/12	at FDU-Madison	W 14-6
4/15	SAINT PETER'S	cancelled
4/19	at Bloomfield	L 2-8
4/22	at N.Y.S.M.C	L 2-3
4/26	at Newark Rutgers	L 3-6
4/29	at Trenton State	L 4-7
5/3	at Hunter	cancelled
5/6	at Stevens	L 1-2
5/10	at Newark State	cancelled
5/11	at Drew	L 0-1
5/13	at Pratt	cancelled

5/17	at Brooklyn Poly	cancelled
------	------------------	-----------

Coach: Paul C. Hausser

1973 (9-11-1)

3/27	at Newark State	L 3-9
3/24	UPSALA (at Upsala)	L 0-18
3/28	at Paterson	L 3-9
3/31	at Monmouth	L 1-3
4/4	at Saint Peter's	L 2-3
4/7	at Montclair State	L 1-17
4/11	at FDU-Madison	T 4-4
4/14	at Livingston (DH)	W 3-2, W 5-1
4/16	at Morgan	L 3-12
4/18	at D.C Teachers	W 13-4
4/19	at Bloomfield	W 1-0
4/21	at Brooklyn Poly	W 9-3
4/25	NEWARK RUTGERS	W 6-3
4/28	at Trenton	cancelled
5/2	at Hunter	W 7-6
5/5	at Stevens	L 4-8
5/9	at Newark State	W 8-0
5/12	at Drew (3)	L 3-8, L 3-5, W 7-0
5/16	at Maritime	L 0-5

Coach: Gene Schmid

1974

3/23	at Upsala	W 3-0
3/27	PATERSON	L 1-3
3/30	at Monmouth	L 1-8
4/3	at Saint Peter's	W 6-3
4/6	at Montclair State	L 0-21
4/10	at FDU-Madison	W 12-0
4/12	at Livingston (DH)	W 3-1, L 1-2
4/13	at Pratt	cancelled
4/17	at Newark Rutgers	W 13-0
4/20	DOMINICAN	W 6-5
4/24	BROOKLYN POLY	
4/27	at Trenton	L 2-9
5/1	at Bloomfield	W 5-2
5/4	at Stevens	W 10-6
5/5	at Englewood Cliffs (DH)	W, W
5/8	at Newark State	L 3-4
5/11	at Drew (DH)	W 8-1, W 12-2
5/12	at Maritime	forfeit
5/18	RAMAPO (DH)	L 2-9, L 3-9

Coach: Gene Schmid

** Schedule Incomplete

1975 (6-11-1)

3/26	at Livingston	W 8-5
3/28	at Livingston	L 14-15
3/29	at Monmouth	L 3-14
4/2	at Saint Peter's	L 8-10

4/5	at Montclair State	ppd
4/9	at FDU-Madison	W 4-0
4/12	DOMINICAN (DH)	L 8-12, L 0-2
4/16	RUTGERS-NEWARK	L 2-11
4/19	BROOKLYN POLY (DH)*	L 4-9, L 0-1
4/23	at Maritime*	W 3-2
4/26	at Trenton State	ppd
4/27	at Upsala	L 3-14
4/30	BLOOMFIELD	L 5-6
5/3	at Stevens*	W 2-1
5/7	at Kean	ppd
5/10	at Drew (DH)*	T 0-0, L 1-2
5/14	PRATT	forfeit
5/17	at Ramapo (DH)	W 5-4, W 6-3

Coach: Gene Schmid

*-IAC League Game

1976

3/20	at Upsala
3/24	at William Paterson
3/27	at Monmouth
3/31	at Saint Peter's
4/3	MONTCLAIR STATE
4/5	at Northeastern Bible
4/7	at FDU-Madison
4/10	at Livingston (DH)
4/11	ST THOMAS (DH)
4/14	at Rutgers-Newark
4/16	DOMINICAN (DH)
4/17	NYU POLY (DH)*
4/21	at Maritime*
4/24	at Trenton State
4/28	at Bloomfield
5/1	at Stevens*
5/5	at Kean
5/8	at Drew (DH)*
5/12	at Pratt
5/15	RAMAPO (DH)

Coach: Gene Schmid

*-IAC League Game

** Schedule Incomplete

1977 (19-7)

3/23	at William Paterson	ppd
3/26	at Livingston (DH)	W 11-4, W 8-5
3/30	SAINT PETER'S	W 4-2
4/2	at Montclair State	L 1-2 (10)
4/8	at Kean	L 3-15
4/8	STOCKTON	W 20-6
4/9	at Monmouth (DH)	L 1-4, L 1-14
4/13	RUTGERS-NEWARK	W 7-2
4/16	NYU POLY TECH (DH)*	W 5-0, W 9-3
4/17	at FDU-Madison	W 6-2
4/20	MARITIME	W 14-0



Rex MacMillan

4/23	at Trenton State (DH)	W 3-0, L 4-5
4/24	DOMINICAN (DH)	forfeit
4/25	at Northeastern Bible	W 16-0
4/27	BLOOMFIELD	W 10-4
4/29	UPSALA	L 3-11
4/30	at Stevens*	W 7-6
5/4	at Kean	cancelled
5/6	at Seton Hall	ppd
5/7	DREW*	W 3-0
5/7	LIVINGSTON	W 3-2
5/8	BARUCH (DH)	L 2-8, W 5-4
5/11	JERSEY CITY STATE	L 3-4
5/14	at Ramapo (DH)	W 9-7, W 8-2
5/16	ALUMNI	

Coach: Gene Schmid

*-IAC League Game

**Schedule Incomplete

1978 (12-16-1)

3/25	at Stockton	W 7-6
3/29	at Saint Peter's	W 10-7
4/1	at Montclair State	L 0-18
4/2	RAMAPO	L 6-9
4/5	at FDU-Madison	W 12-4
4/8	at Monmouth (DH)	L 3-5, L 4-12
4/9	at Trenton State	L 9-13
4/12	at Rutgers-Newark	W 13-5
4/15	at Stevens (DH)	L 1-3, T 0-0

4/16	at Upsala	W 6-5
4/19	at Maritime	cancelled
4/22	HOWARD (DH)	L 7-19, L 0-9
4/23	at Livingston (DH)	L 8-12, W 5-0
4/25	BLOOMFIELD	W 14-3
4/29	NYU POLY TECH (DH)	W 7-3, L 4-7
4/30	BARUCH (DH)	W 12-8, W 11-2
5/3	at Kean	L 2-7
5/6	STATEN ISLAND (DH)	W 10-3, L 0-1
5/7	at Drew (DH)	L 3-4, W 4-3
5/7	JERSEY CITY STATE	L 1-9
5/10	at Kean	L 1-10
5/12	at Seton Hall	L 2-10

Coach: Gene Schmid

1979 (12-11)

3/28	at Saint Peter's	L 1-5
3/31	at Montclair State	L 0-8
4/1	at Ramapo	L 3-6
4/7	MONMOUTH	L 2-10
4/8	at Trenton State	L 6-12
4/11	RUTGERS-NEWARK	W 7-0
4/13	vs Livingston (at Rutgers)	W 9-2
4/17	at FDU-Madison	W 7-6
4/18	MARITIME	W 19-2
4/20	STEVENS*	W 14-5
4/21	at Howard (DH)	L 3-4, L 2-6
4/22	at Stockton	L 2-10
4/25	DREW*	W 11-1
4/26	BLOOMFIELD	cancelled
4/28	NYU POLY TECH	W 4-3
4/29	at Staten Island (DH)	W 7-5, W 7-2
5/2	KEAN	L 5-8
5/4	at Upsala	W 8-6
5/5	at Baruch (DH)	W 8-4, W 8-6
5/6	at Jersey City State	L 5-6
5/8	vs William Paterson	cancelled
5/9	at Kean	L 6-16
5/12	at Seton Hall	cancelled

Coach: Gene Schmid

*-IAC League Game

1980 (16-12)

3/22	at Stockton	cancelled
3/23	at Upsala	L 0-11
3/26	at Saint Peter's	W 2-1
3/29	at Montclair State	cancelled
3/30	at Ramapo	cancelled
4/2	at FDU-Madison	W 12-1
4/5	at Livingston (DH)	L 2-5, W 4-3
4/9	at Rutgers-Newark	W 9-4
4/11	DREW	W 5-3
4/12	at Stevens (DH)*	W 9-5, W 7-2

Year-by-Year

4/13	at Monmouth	L 3-14
4/15	BLOOMFIELD	W 5-4
4/16	at Maritime	W 10-3
4/19	MANHATTAN (DH)	L 0-1, L 3-10
4/20	at Trenton State	L 2-9
4/22	WILLIAM PATERSON	L 6-14
4/23	at Drew*	W 6-3
4/26	at NYU Poly Tech (DH)*	L 0-1, W 11-3
4/27	ST THOMAS AQUINAS	cancelled
4/30	KEAN	cancelled
5/3	BARUCH (DH)	W 10-1, W 7-5
5/4	JERSEY CITY STATE	W 5-4
5/7	at Kean	L 4-9
5/10	at Penn State (Capital Campus) (DH)	W 9-7, W 11-0
5/11	JOHN JAY (DH)	L 7-8, L 5-7
5/14	NYU POLY TECH (IAC Playoff game)	L 1-3

Coach: Gene Schmid

**-IAC League Game*

1981 (21-8)

3/25	at Saint Peter's	W 13-5
3/28	at Montclair	L 1-16
3/29	at Ramapo	L 7-8
4/1	at FDU-Madison	W 6-2
4/4	at Livingston (DH)	L 1-2, W 5-4
4/5	ST THOMAS AQUINAS (DH)	W 3-2, W 7-6
4/8	RUTGERS-NEWARK	W 6-5
4/11	STEVENS (DH)*	W 10-0, W 12-8
4/15	MARITIME*	forfeit
4/17	UPSALA	L 5-10 (10)
4/17	MONMOUTH	L 2-11
4/18	MANHATTAN (DH)	W 10-9, W 8-6
4/22	at Stockton	W 5-2
4/25	NYU POLY TECH (DH)*	W 14-0, W 18-12
4/26	at Trenton State	W 10-8
4/28	at William Paterson	L 2-12
4/29	KEAN	W 8-7 (10)
5/2	BARUCH (DH)	W 1-0, W 10-0
5/3	JERSEY CITY STATE	L 0-5
5/8	at Kean	L 3-21
5/9	DREW (DH)*	W 5-1, L 2-4
5/10	PENN STATE (Capital) (DH)	W 5-4, W 7-2

Coach: Gene Schmid

**-IAC League Game*

1982 (22-4)

3/24	SAINT PETER'S	W 7-1
3/27	MONTCLAIR STATE	L 0-12
3/28	at Ramapo	L 6-21
4/14	at Rutgers-Newark	W 3-2
4/16	vs Bloomfield (at Breslin)	W 13-3
4/17	MANHATTAN (DH)	W 3-1, W 9-8
4/18	at Livingston (DH)	W 7-6, W 6-1
4/24	at NYU Poly Tech (DH)*	W 23-0, W 10-1
4/25	at Trenton State	L 4-7
4/30	at Upsala	L 1-6
5/1	at Maritime (DH)*	W 16-5, W 5-0
5/2	at Stevens (DH)*	W 10-2, W 8-4
5/2	JERSEY CITY STATE	W 8-6
5/4	WILLIAM PATERSON	W 6-5
5/5	at Kean	W 20-6
5/8	at Drew (DH)*	W 4-0, W 13-0
5/12	at Seton Hall	W 17-5
5/22	vs Manhattanville (at Upsala)#	W 13-0
5/26	vs Brooklyn (at Upsala)#	W 10-8
5/27	BARUCH	W 6-0

Coach: Gene Schmid

**-IAC League Game*

#-ECAC Tournament Game

1983 (14-13)

3/26	at Montclair State	L 1-26
3/27	at Ramapo	L 2-8
3/30	FDU	W 3-2
4/1	at Quinnipiac	W 3-2
4/1	at New Haven	L 4-26
4/2	at Sacred Heart	L 2-9
4/6	RUTGERS-NEWARK	W 5-2
4/8	UPSALA	W 9-6
4/13	at St Thomas Aquinas	W 8-7
4/14	BLOOMFIELD	L 3-4
4/17	LIVINGSTON (DH)	L 4-7, W 10-4
4/18	STEVENS (DH)*	W 2-0, W 6-5
4/23	NYU POLY TECH (DH)*	W 7-1, W 9-1
4/24	at Trenton State	L 3-7
4/27	at Kean	L 2-18
4/30	MARITIME (DH)*	W 6-3, W 18-2
5/1	JERSEY CITY STATE	L 2-3
5/2	SETON HALL	L 0-9
5/3	at William Paterson	L 7-14
5/4	KEAN	L 1-15
5/7	DREW (at Drew) (DH)*	W 5-0, W 7-4
5/18	vs John Jay (at Kean)#	L 3-4

Coach: Gene Schmid

**-IAC League Game*

#-ECAC Tournament Game

1984 (14-13)

4/1	at Trenton State (DH)	L 9-19, W 8-4
4/7	at Stevens (DH)*	L 4-6, W 4-3
4/8	at Saint Peter's	L 6-7
4/11	at Maritime (DH)*	W 3-1, W 7-3
4/12	at Bloomfield	L 3-4
4/18	at Upsala	L 1-3
4/20	ST THOMAS AQUINAS (DH)	L 4-11, L 1-11
4/21	at NYU Poly Tech (DH)*	W 15-2, W 13-0
4/24	DOMINICAN	W 11-0
4/25	KEAN	W 7-6
4/28	at Stockton	W 9-5
4/29	JERSEY CITY STATE	W 4-1
4/30	at Rutgers-Newark	W 6-2
5/2	at Kean	L 7-12
5/5	at Drew (DH)*	L 5-6, L 2-7
5/6	KING'S (DH)	W 11-5, W 8-7
5/12	at East Stroudsburg (DH)	L 0-8, L 4-11
5/18	vs John Jay (at Upsala)#	W 12-2
5/19	at Upsala#	L 7-10


Coach: Gene Schmid

**-IAC League Game*

#-ECAC Tournament Game



John Saviano



Stephan Halibej

1985 (15-15)

3/27	at St Thomas Aquinas	L 3-9
3/30	RUTGERS-NEWARK	L 5-17
3/31	at Trenton State (DH)	L 0-19, L 2-3
4/3	at Saint Peter's	W 5-4
4/5	at West Connecticut (DH)	W 14-2, W 10-2
4/6	STEVENS (DH)*	L 3-7, W 7-6
4/10	CCNY	W 5-4
4/11	BLOOMFIELD	L 2-19
4/13	at Stockton (DH)	W 20-5, W 22-6
4/14	at Montclair State	L 4-15
4/17	at Upsala	L 3-9
4/20	NYU POLY TECH (DH)*	W 9-0, L 3-4
4/21	MARITIME (DH)*	W 11-7, W 5-1
4/24	KEAN	L 4-7
4/26	EAST STROUDSBURG	W 7-6
4/27	at Dominican	L 4-8
4/28	at Jersey City State	L 1-11
4/29	at William Paterson	L 3-9
5/1	at Drew (DH)*	L 6-7, W 12-9
5/4	vs Dominican (at Upsala) (DH)	W 4-1, W 8-7
5/5	at King's (DH)	W 14-0, L 6-7

Coach: Gene Schmid

**-IAC League Game*

1986 (12-15)

3/23	at Manhattanville	L 2-5
------	-------------------	-------

3/26	at FDU-Madison	L 5-6
3/28	at Rutgers-Cook	W 14-3
3/29	at Rutgers-Newark	L 7-9
4/2	SAINT PETER'S	W 5-3
4/5	at Stevens (DH)*	L 3-5, W 4-3
4/6	WESTERN CONNECTICUT (DH)*	L 0-3, W 4-1
4/9	at Trenton State	L 6-9
4/10	at Bloomfield	W 6-2
4/12	at Stockton	W 17-8
4/13	MONTCLAIR STATE	L 3-4
4/19	at NYU Poly Tech (DH)*	W 7-1, W 11-2
4/20	at Maritime (DH)*	L 4-5, W 16-12
4/25	MANHATTAN (DH)	W 6-0, L 3-6
4/26	DOMINICAN	L 2-15
4/27	JERSEY CITY STATE	L 4-21
4/30	DREW (DH)	L 8-9, L 1-3
5/3	RUTGERS-COOK	W 12-5
5/4	KING'S (DH)	L 3-12, W 5-2
5/7	at East Stroudsburg	L 4-7

**-IAC League Game (IAC Record 5-3)*

Coach: Gene Schmid

1987 (15-17-1)

3/13	vs Kean (at Palm Beach)	L 5-9
3/15	vs Barry (at Miami Shores) (DH)	W 7-5, L 5-9
3/16	at Boca Raton	L 2-13
3/17	vs Kean (at Lake Worth)	W 6-0
3/19	vs Jersey City State (at Florida)	L 6-11
3/19	vs Southern Connecticut (at Florida)	L 2-5
3/20	vs Bowdoin (at Miami Dade South)	W 8-3
3/21	vs East Stroudsburg (at Lake Worth)	W 4-2
3/22	at Manhattanville	L 8-11
3/25	at FDU-Madison (DH)	L 0-16, L 4-8
3/29	MARITIME (at Maritime) (DH)*	W 7-2, W 3-2
4/8	CCNY	W 10-3
4/9	BLOOMFIELD	L 7-14
4/11	KINGS POINT	L 3-6 (16)
4/12	at Cook's (DH)	W 9-0, W 9-0
4/15	UPSALA (at Upsala)	L 3-7
4/22	at Western Connecticut (DH)*	L 5-8, L 4-5
4/26	JERSEY CITY STATE	W 7-6
4/29	at Drew (DH)	L 4-5, T 4-4
5/1	STEVEN'S (DH)*	W 9-4, W 12-1
5/2	MANHATTAN (DH)	W 6-5, L 0-8
5/6	EAST STROUDSBURG (DH)	L 2-8, L 3-9
5/9	NYU POLY TECH (DH)*	W 17-5, W 6-0

Coach: Gene Schmid

**-IAC League Game*

1988 (15-15-1)

Maritime (DH)	W 8-0, W 10-8
CCNY	T 8-8

Plymouth State	L 3-10
Stevens (DH)	W 9-2, L 3-5
St Joseph's	W 7-1
St. Peter's	L 1-14
St Rose (DH)	W 3-2, L 4-14
USMMA (DH)	W 16-14, L 8-9
Mt St Mary's	W 17-4
NYU Poly Tech (DH)	W 13-5, W 4-1
Western Connecticut (DH)	L 2-8, W 5-4
Upsala	L 5-9
Rutgers-Newark	L 8-9
FDU-Madison (DH)	W 9-8, W 9-6
JCS	L 2-13
William Paterson	L 2-13
Drew (DH)	L 2-6, W 12-4
Kings (DH)	L 0-3, L 3-6
Kean	L 2-4
East Stroudsburg (DH)	W 7-2, W 4-1
Lehman	L 2-10

Coach: Gene Schmid

***Schedule Incomplete*

1989 (19-14)

East Stroudsburg	L 6-8
Nova	L 2-16
Wesleyan	L 5-12
Barry	L 1-14
S. CONN	L 6-23
Bowdin	W 11-8
NY Maritime	W 5-0, W 3-0
UMaine	W 4-2
St Rose	L 5-6, L 4-9
King's Point	W 4-0, W 15-1
Mt. St. Mary's	W 10-2
Bloomfield	W 5-4
Stevens	W 10-3, W 11-5
St. Thomas	W 7-4
FDU-Madison	L 2-8
FDU-Madison	L 6-10
Ursinus	L 7-18
Drew	W 9-4, W 13-4
Manhattan	W 23-21
King's (PA)	W 7-5, W 3-1
East Stroudsburg	L 2-7, L 7-9
NY Poly	W 14-1, W 11-0
Western Connecticut	L 0-8, W 5-3
Drew	L 3-5

Coach: Gene Schmid

***Schedule Incomplete*

Year-by-Year

1990

Florida Memorial	W
East Stroudsburg	W

Coach: Gene Schmid

**Schedule Incomplete

1991 (12-13)

East Stroudsburg	W	7-4
Southern Connecticut	W	9-0

Coach: Gene Schmid

**Schedule Incomplete

1993 (16-16)

Wesleyan	L
Upsala	L
Bowdoin	L
Bowdoin	L
Florida Memorial	W
Stockton State	W
Bloomfield	L
Old Westbury	L
NY Maritime	W
Vassar	W
Manhattanville	L
Stony Brook	W
Kings	W
East Stroudsburg	L
Upsala	L
St. Thomas Aquinas	L
Stevens Tech	W
NY Polytechnic	W
Kings Point	L

Coach: Gene Schmid

**Schedule Incomplete

1994 (11-18)

Northwood	L
Northwood	L
Florida Memorial	L
Coast Guard Academy	W
East Stroudsburg	L
Bowdoin	L
Stevens Tech	L
Stevens Tech	L
Staten Island	W
Staten Island	L
Bloomfield	L
Poly Tech	W
Poly Tech	W
USMMA	W
Kings	L
Kings	W
NY Maritime	W



Ian Bentley

NY Maritime	W
Drew	L
Stony Brook	L
Stony Brook	L
Manhattanville	W
Manhattanville	W
CCNY	W
STAC	L
STAC	L
Upsala	L
East Stroudsburg	L
Wentworth	L

Coach: Gene Schmid

**Schedule Incomplete

1995 (12-10)

Date	Opponent	Result
	Stevens Tech (DH)	W, W

Coach: Gene Schmid

**Schedule Incomplete

1996 (12-13)

Coach: Gene Schmid

@IAC (Record 5-1)

#Skyline (Record 2-4)

**Schedule Incomplete

1997(7-12)

IAC Championship	W
------------------	---

Coach: Gene Schmid

#Skyline (Record 2-4)

**Schedule Incomplete

1998

First year DII

Coach: Jim McDermott

**Schedule Incomplete

1999 (11-25)

3/20 Mercy@	W 18-6
Queens@	W 7-3

Coach: David Sawicki

@NYCAC (Record 6-18)

**Schedule Incomplete

2000

Coach: David Sawicki

**Schedule Incomplete

2001

**Schedule Incomplete

2002 (14-26)

Coach: Brian Callahan

**Schedule Incomplete

2003

Coach: Brian Callahan

**Schedule Incomplete

2004

Coach: Brian Callahan

**Schedule Incomplete

2005 (19-12)

3/4	vs East Stroudsburg (at Riverbank Park)
3/5	vs Franklin Pierce (at Riverbank Park)
3/7	at Molloy
3/12	at Port Charlotte, FL
3/13	at Port Charlotte, FL
3/15	vs Truman State (at Fort Myers, FL)
3/17	vs East Stroudsburg (at Port Charlotte, FL)
3/18	vs Wayne State (at Port Charlotte, FL)
3/21	WEST CHESTER
3/22	BLOOMFIELD
3/24	WILMINGTON (DE)
3/25	at Wilmington (DE)
3/28	C.W. POST
3/29	at Caldwell
3/31	DOMINICAN (NY)
4/1	at Dominican (NY)

4/5 FELICIAN
 4/7 at Nyack
 4/8 NYACK
 4/9 at Monmouth
 4/12 at Bloomfield
 4/14 at Waterbury, CT
 4/15
 4/18 DOWLING
 4/19 CALDWELL
 4/22 USP
 4/23 at USP
 4/25 at West Chester
 4/26 at Felician
 4/28 at Philadelphia
 4/29 PHILADELPHIA
 5/2 CONCORDIA (NY)

Coach: Brian Callahan

@CACC Game (17-3 record)

***Schedule Incomplete*

2006 (28-17)

3/4	EAST STROUDSBERG	cancelled	
3/5	FRANKLIN PIERCE	cancelled	
3/7	at Molloy		ppd
3/12	vs Minnesota-Duluth !	L 2-11	
3/12	vs Minnesota-Duluth !	W 13-4	
3/13	vs Minnesota-Duluth !	W 5-2	
3/13	vs Minnesota-Duluth !	L 1-16	
3/15	vs St. Thomas Aquinas !	W 10-8	
3/16	vs Manhattan @		
3/17	vs East Stroudsburg !	L 5-8	
3/17	vs East Stroudsburg !	W 7-6	
3/18	vs Wayne State !	W 7-6	
3/18	vs Wayne State !	W 6-5	
3/21	at West Chester	L 4-5	
3/22	BLOOMFIELD \$	W 20-11	
3/24	WILMINGTON (DE) \$	L 4-13	
3/25	at Wilmington (DE)	L 4-11	
3/25	at Wilmington (DE)	L 1-3	
3/28	C.W. POST \$	W 5-4	
3/29	at Caldwell	L 6-9	
3/31	DOMINICAN (NY) \$	W 7-4	
4/2	at Dominican (NY)	L 1-8	
4/2	at Dominican (NY)	L 5-15	
4/5	FELICIAN (at First Energy Park)	ppd	
4/7	at Nyack	W 15-8	
4/8	NYACK	ppd	
4/8	NYACK	ppd	
4/9	FELICIAN	W 3-2	
4/9	at Monmouth	ppd	
4/9	FELICIAN	L 9-10	
4/12	at Bloomfield	W 5-0	

4/12	at Bloomfield	W 9-7
4/14	at Post	W 8-6
4/15	POST	W 14-7
4/15	POST	W 9-1
4/17	EAST STROUDSBERG	
4/18	DOWLING	L 13-22
4/19	CALDWELL	L 2-7
4/19	CALDWELL	L 8-12
4/22	USP	ppd
4/22	USP	ppd
4/23	at USP	ppd
4/25	WEST CHESTER	W 9-8
4/26	at Felician	L 0-5
4/28	at Philadelphia	W 8-7
4/29	PHILADELPHIA	W 12-3
4/29	PHILADELPHIA	W 9-6
5/2	CONCORDIA (NY)	L 7-8
5/3	at USP	cancelled
5/6	USP	W 4-3
5/6	USP	W 5-2
5/10	NYACK	W 5-3
5/10	NYACK	L 3-4
5/11	at Mercy	W 8-1
5/21	FELICIAN	W 18-4
5/21		W 10-9
5/21		W 14-4
5/22		W 6-3

Coach: Brian Callahan

***Schedule Incomplete*

! at Port Charlotte, FL @ at Palm Beach, FL

\$ at Commerce Bank Park

2007 (15-18)

2/16	at Georgia Southern	L 1-34
2/17	at Georgia Southern	L 4-5
2/18	at Georgia Southern	L 2-17
3/11	vs St. Bonaventure @	L 6-14
3/12	vs LIU @	W 23-12
3/13	vs Northern Illinois @	L 4-6
3/15	vs Northern Illinois @	W 9-8
3/16	vs Manhattan !	ppd
3/17	vs Manhattan !	W 5-3
3/17	vs Fordham !	L 2-7
3/21	WAGNER	ppd
3/24	at Lehigh	L 6-7
3/24	at Lehigh	W 5-4
3/25	LEHIGH (at Seton Hall)	L 4-5
3/25	LEHIGH (at Seton Hall)	L 6-12
3/27	ST. PETER'S	W 8-5
3/28	at Villanova	L 2-16
3/30	at UMBC	L 5-18
3/31	at UMBC	W 8-6
4/1	at UMBC	L 2-8
4/4	LAFAYETTE	ppd
4/6	at Longwood	L 8-9
4/6	at Longwood	L 2-7
4/7	at Longwood	L 1-8
4/7	at Longwood	L 4-6
4/10	at Fordham	L 0-6
4/11	SAINT JOSEPH'S	L 3-9
4/15	CALDWELL	ppd
4/15	CALDWELL	ppd
4/17	EAST STROUDSBERG	ppd
4/18	SAINT JOSEPH'S	W 6-3



Year-by-Year

4/24	at Army	W 7-2
4/25	ARMY	ppd
4/26	ST. PETER'S	W 5-4
4/29	FELICIAN	W 8-7(10)
5/1	at Wagner	L 5-11
5/2	at St. Peter's	ppd
5/4	NYIT	W 2-0
5/5	at NYIT	L 7-10
5/6	at NYIT	L 4-9
5/10	NYIT	L 4-17
5/12	at Binghamton	L 3-11
5/12	at Binghamton	L 1-15
5/13	at Binghamton	W 3-1
5/13	at Binghamton	L 2-3
5/16	at St. Peter's	cancelled
5/18	at Hartford	cancelled
5/19	at Hartford	W 4-2
5/19	at Hartford	L 8-9
5/23	vs Northern Colorado \$	W 13-12
5/24	at Utah Valley	L 3-23
5/25	vs South Dakota St. \$	W 7-4
5/26	vs North Dakota St. \$	L 6-9

Coach: Brian Callahan

@ at Palm Beach, FL ! at Lake Worth, FL

\$ at Utah Valley

2008 (5-47)

2/22	at USC Upstate	L 3-8
2/23	vs George Washington !	L 5-12
2/14	vs Tennessee-Martin !	W 14-4
3/1	at Furman	L 2-9
3/1	at Furman	L 1-13
3/2	at Furman	L 1-11
3/2	at Furman	L 3-10
3/7	at Delaware State	W 18-11
3/8	at Delaware State	ppd
3/9	at Delaware State	L 11-18
3/12	at Rutgers	L 3-16
3/15	vs Penn @	L 1-12
3/16	vs Pittsburgh @	L 2-17
3/17	vs LIU @	L 1-4
3/19	vs Miami (at Coral Gables, FL)	L 1-13
3/20	at Florida Atlantic	L 11-21
3/21	vs Cornell @	L 2-17
3/25	at Seton Hall	L 1-6
3/26	SETON HALL	L 3-13
3/28	at Monmouth	L 3-10
3/29	at Monmouth	L 4-8
3/30	MONMOUTH	L 5-26
4/2	at Lafayette	ppd
4/5	at Maine	L 3-15
4/6	vs NYIT (at Maine)	L 2-11
4/6	at Maine	L 0-19



4/8	FORDHAM	L 10-13
4/9	SAINT JOSEPH'S	L 5-14
4/12	VERMONT	L 1-3
4/12	VERMONT	L 3-11
4/13	VERMONT	L 2-17
4/13	VERMONT	L 6-17
4/15	at Lehigh	L 1-5
4/16	at Rider	L 1-8
4/19	HARTFORD	W 8-0
4/19	HARTFORD	L 2-4
4/20	HARTFORD	L 3-5
4/22	ST. PETER'S	L 6-8
4/23	at Siena	L 2-11
4/26	at Binghamton	L 1-7
4/26	at Binghamton	L 5-15
4/27	BINGHAMTON	L 2-3
4/27	BINGHAMTON	L 1-4
4/29	at St. Peter's	L 10-11
4/30	FAIRLEIGH DICKINSON	ppd
5/3	at Army	cancelled
5/4	at Army	L 0-9
5/4	at Army	L 4-13
5/13	at Saint Joseph's	W 13-4
5/16	at Wright State	L 3-9
5/17	at Wright State	L 3-10
5/18	at Wright State	W 7-6
5/21	vs NYIT \$	L 3-12
5/22	at Texas-Pan American	L 3-5
5/23	vs Northern Colorado \$	L 3-8
5/24	vs Lemoyne \$	L 4-14

Coach: Brian Callahan

@ at West Palm Beach, FL ! at Spartansburg, SC

\$ at Edinburg, TX

2009 (4-33)

2/28	vs Pittsburgh @	cancelled
2/29	vs Pittsburgh @	cancelled
3/1	vs Pittsburgh @	cancelled
3/7	at West Virginia	L 0-19
3/7	at West Virginia	L 3-13
3/8	at West Virginia	L 3-30
3/11	at Rutgers	L 1-11
Strike Out Cancer Tournament		
3/13	at Seton Hall	L 0-7
3/14	vs Iona (at Seton Hall)	W 2-1
3/15	vs Northeastern (at Seton Hall)	L 4-5 (14)
Palm Beach Challenge		
3/17	vs Long Island !	L 11-13
3/19	vs UMBC !	L 0-5
3/20	vs North Dakota State !	L 3-14
3/21	vs North Dakota State !	L 2-19
3/25	LEHIGH	L 1-2 (10)
3/27	MONMOUTH	L 0-13
3/28	MONMOUTH	L 0-9
3/29	at Monmouth	L 3-6
4/1	LAFAYETTE	L 4-8 (7)
4/2	MARIST	L 2-12
Catamount Baseball Classic		
4/10	vs Manhattan (at Vermont)	L 2-11
4/11	at Vermont	L 1-6
4/14	SAINT JOSEPH'S	cancelled
4/15	RIDER	W 5-3
4/18	at Hartford	L 9-13
4/18	at Hartford	W 4-3
4/19	at Hartford	L 4-12
4/22	SIENA	cancelled
4/25	at Binghamton	L 2-8

4/25	at Binghamton	L 1-25
4/26	BINGHAMTON	L 2-8
4/26	BINGHAMTON	L 2-4
4/29	SAINT JOSEPH'S	W 10-7
5/2	at Army	L 4-13
5/2	at Army	L 9-16
5/3	at Army	L 0-17
5/6	at Wagner	L 2-7
5/9	SAINT PETER'S	L 3-9
5/9	SAINT PETER'S	L 1-6
5/10	at Saint Peter's	L 5-10
5/10	at Saint Peter's	L 13-14

Coach: Brian Callahan

@ at North Carolina ! at Latana, FL

2010 (13-44)

2/26-28	Courtyard by Marriot Baseball Classic	
2/26	vs Butler (at USC-Upstate)	L 3-9
2/27	vs Dayton (at USC-Upstate)	L 1-16
2/28	at USC-Upstate	L 2-3
3/6	at North Carolina A&T (DH)	W 13-12, W 6-1
3/7	at North Carolina A&T	L 4-8
3/10	at Rutgers	L 1-10
3/12-14	Strike Out Cancer Tournament	
3/12	at Seton Hall	L 2-15 (7)
3/13	vs Lafayette (at Seton Hall)	cancelled
3/14	at Seton Hall	L 0-7
3/16-20	Russ Matt Central Florida Invitational	
3/16	vs UMBC @	L 3-4
3/17	vs Bradley @	W 4-2
3/19	vs North Dakota State @	L 7-8
3/20	vs Long Island @	L 1-2
3/24	at Lehigh	L 0-7
3/27	at Holy Cross (DH)	L 3-8, L 9-10
3/28	at Holy Cross (DH)	L 6-15, L 0-16
3/31	at Lafayette	W 3-2
4/2	MAINE (DH)	L 1-7, L 4-11
4/3	MAINE (DH)	L 1-15, L 2-8
4/6	at Siena	ppd
4/7	at Rider	L 3-19
4/9	at Houston Baptist*	L 6-7
4/10	at Houston Baptist (DH)*	L 3-14, W 7-5
4/11	at Houston Baptist*	L 5-14
4/16	at Chicago State*	W 14-0
4/17	at Chicago State (DH)*	W 9-7, W 8-5
4/18	at Chicago State*	W 9-6
4/21	FAIRLEIGH DICKINSON	L 2-14
4/23	TEXAS-PAN AMERICAN*	L 7-8 (13)
4/24	TEXAS-PAN AMERICAN (DH)*	L 0-10, W 10-9
4/25	TEXAS-PAN AMERICAN*#	cancelled
4/28	at Saint Peter's	L 5-11
4/30	at NYIT*	L 11-14
5/1	at NYIT (DH)*	L 2-7, W 10-4

5/2	NYIT*	L 6-15
5/5	at Wagner	L 2-8
5/8	NO. COLORADO (DH)*^	L 1-13, L 1-7
5/9	NO. COLORADO (DH)*^	L 0-10, L 5-14
5/14	at Utah Valley*	L 3-13
5/15	at Utah Valley (DH)*	L 1-7, L 7-24
5/16	at Utah Valley*	L 2-23
5/20	NORTH DAKOTA*	L 1-10
5/21	NORTH DAKOTA (DH)*	W 4-2, W 8-7
5/22	NORTH DAKOTA*	L 2-8
5/26-28	Great West Conference Tournament	
5/26	vs Northern Colorado (at UTPA)	L 1-9
5/27	vs NYIT (at UTPA)	L 4-14 (8)
5/28	at Texas-Pan American	L 1-14 (7)

Coach: Brian Callahan

*-Great West Conference Game

#-Game played at Yogi Berra Stadium in Montclair, NJ

^Game played at Diamond Nation in Flemington, NJ

@ at Winter Haven, FL

2011 (20-35)

2/26	at No. Carolina A&T (DH)	L 0-4, L 0-12
2/27	at North Carolina A&T	L 9-13
3/4	vs Fairleigh Dickinson @	W 3-0
3/5	vs Saint Peter's @	W 7-6
3/6	vs Saint Peter's @ (DH)	
3/9	at Rutgers	L 3-13
3/15	MANHATTAN	L 1-8
3/18-20	Strike Out Cancer Tournament	
3/18	vs Stony Brook (at Seton Hall)	L 1-14
3/20	vs Fordham (at Seton Hall)	L 6-7 (11)
3/20	at Seton Hall	L 1-2
3/23	SIENA	cancelled

3/26	at Lehigh (DH)	L 1-8, L 2-6
3/27	LEHIGH (DH)	L 8-9, L 5-7
3/30	LAFAYETTE	L 1-3 (13)
4/2	HARTFORD (DH)	W 3-2(8), W 7-6 (9)
4/3	at Hartford (DH)	W 4-3, L 8-12
4/6	RIDER	L 4-6
4/8	UTAH VALLEY (DH)*	L 3-5, L 8-9 (14)
4/9	UTAH VALLEY*	L 0-2 (11)
4/10	UTAH VALLEY*	L 3-8 (14)
4/12	IONA	W 12-6 (7)
4/15	at Texas-Pan American*	L 7-14
4/16	at Texas-Pan American (DH)*	L 1-10, W 11-5
4/17	at Texas-Pan American*	W 6-5(10)
4/20	FAIRLEIGH DICKINSON	W 5-3
4/22	HOUSTON BAPTIST (DH)*	L 0-11, W 3-1
4/23	HOUSTON BAPTIST (DH)*	W 3-2 (10), L 2-7
4/27	SAINT PETER'S (DH)	L 4-6, L 5-6
4/29	at Northern Colorado*	L 3-7
4/30	at Northern Colorado (DH)*	L 4-6, L 0-4
5/1	at Northern Colorado*	L 2-12(7)
5/4	at Wagner	ppd
5/6	NYIT*	L 6-7 (10)
5/7	NYIT (DH)*	W 2-0, W 10-9
5/8	at NYIT*	L 6-14
5/13	at North Dakota*	W 12-7
5/14	at North Dakota (DH)*	W 11-5, L 3-6
5/15	at North Dakota*	W 11-9
5/19	CHICAGO STATE*	W 6-4
5/20	CHICAGO STATE (DH)*	W 6-1, W 5-4
5/21	CHICAGO STATE*	L 8-12
5/24-26	Great West Conference Tournament	
5/24	vs NYIT !	L 2-3
5/25	vs Chicago State !	W 5-2



Year-by-Year

5/26 vs Houston Baptist ! L 3-17 (7)

Coach: Mike Cole

**-Great West Conference Game*

@ at Fordham ! at North Dakota

2012 (25-27)

2/25 at No. Carolina Central (DH) L 5-8, W 15-2
 2/26 at North Carolina Central W 17-15
 3/2 at Delaware State L 2-3 (10)
 3/4 at Delaware State (DH) W 18-4, W 4-2
 3/10 at Presbyterian (DH) L 1-6, L 1-7
 3/11 at Presbyterian L 3-4
 3/14 at Wake Forest L 7-12
 3/16-18 Strike Out Cancer Tournament
 3/16 vs Maine (at Seton Hall) L 2-3 (11)
 3/18 at Seton Hall L 0-3
 3/23 SAINT PETER'S W 11-0
 3/23 SAINT PETER'S L 4-5 (10)
 3/24 at Saint Peter's L 2-5
 3/28 at Siena cancelled
 3/30 at Hartford L 10-11
 3/30 at Hartford (DH) L 2-3
 3/31 at Hartford W 9-6
 4/3 at Rider W 2-1
 4/5 NO. COLORADO* W 7-6
 4/6 NO. COLORADO (DH)* W 8-2, W 11-4
 4/7 NO. COLORADO* L 6-11
 4/13 at Houston Baptist* W 9-1
 4/14 at Houston Baptist (DH)* L 1-6, W 13-1
 4/15 at Houston Baptist* W 10-3



Cody Kramer

4/20 NORTH DAKOTA (DH)* W 7-5
 4/20 NORTH DAKOTA* W 5-2
 4/21 NORTH DAKOTA (DH)* W 8-7
 4/21 NORTH DAKOTA* L 3-6 4/24
 at Fairleigh Dickinson W 12-5
 4/26 at Utah Valley* L 0-14 (7)
 4/27 at Utah Valley (DH)* L 3-6, L 2-12
 4/28 at Utah Valley* L 7-11
 5/1 at Wagner W 4-3
 5/4 TEXAS-PAN AMERICAN* L 3-5
 5/5 TEXAS-PAN AMERICAN (DH)* L 0-1, W 4-3 (18)
 5/6 TEXAS-PAN AMERICAN* L 1-2
 5/8 WAGNER cancelled
 5/11 at Chicago State* W 9-8
 5/12 at Chicago State* W 13-0 (7)
 5/13 at Chicago State* L 1-2
 5/13 at Chicago State* L 2-12 (7)
 5/14 FAIRFIELD L 4-19
 5/17 at NYIT* W 1-0
 5/18 at NYIT (DH)* W 8-4, W 7-2
 5/19 NYIT* W 11-4
 Great West Conference Tournament
 5/22 vs North Dakota @ L 0-1
 5/23 vs Chicago State @ L 7-11

Coach: Mike Cole

**-Great West Conference Game*

@ at Utah Valley

2013 (20-34)

2/17 at North Carolina Central (DH) L 4-11, L 1-5
 2/23 at Oklahoma State L 1-11 (7)
 2/23 at Oklahoma State L 3-6
 2/24 at Oklahoma State L 2-5
 3/2 at Coppin State W 4-3 (11)
 3/3 at Coppin State (DH) W 13-2
 3/3 at Coppin State W 10-1
 3/9 at Presbyterian L 1-2 (12)
 3/10 at Presbyterian (DH) L 2-3, W 1-0
 3/12 at Fairleigh Dickinson ppd
 3/15-17 Frankie Frisch Invitational
 3/15 at Fordham L 3-8
 3/16 vs Saint Peter's (at Fordham) L 3-5 (7)
 3/17 vs Sacred Heart (at Fordham) W 6-3
 3/19 at Fairleigh Dickinson ppd
 3/20 SIENA L 8-11
 3/23 at Rider (DH) W 4-3, L 0-5
 3/24 RIDER L 2-10
 3/29 at UMass L 4-10
 3/30 at UMass (DH) L 0-1, W 7-6 (11)
 4/3 FAIRFIELD W 10-6
 4/5 UTAH VALLEY* L 1-3
 4/6 UTAH VALLEY (DH)* L 1-5, W 9-7
 4/7 UTAH VALLEY* L 2-9
 4/10 RIDER L 5-6

4/13 NYIT (DH)* W 6-5 (9), W 6-5
 4/14 at NYIT (at Dowling) (DH)* W 11-1 (7), W 10-4
 4/19 at Northern Colorado* L 4-7
 4/20 at Northern Colorado (DH)* W 2-1, L 6-16 (7)
 4/21 at Northern Colorado* L 5-15
 4/26 at Texas-Pan American* L 2-13 (7)
 4/27 at Texas-Pan American (DH)* L 7-8, L 2-6
 4/28 at Texas-Pan American* cancelled
 4/30 WAGNER L 9-12
 5/3 CHICAGO STATE* W 5-3
 5/4 CHICAGO STATE (DH)* W 2-1, L 7-11
 5/5 CHICAGO STATE* W 4-2
 5/10 at North Dakota* L 5-25
 5/11 at North Dakota (DH)* W 7-6 (7), L 4-6
 5/12 at North Dakota* L 2-4
 5/16 HOUSTON BAPTIST (DH)* L 5-7, W 5-3
 5/17 HOUSTON BAPTIST* L 2-5
 5/18 HOUSTON BAPTIST* L 1-15
 5/21-23 Great West Conference Tournament
 5/21 HOUSTON BAPTIST L 6-11
 5/22 NYIT W 9-6
 5/23 NORTHERN COLORADO L 2-4

Coach: Brian Guiliana

**-Great West Conference Game*

2014 (20-25)

2/15 at North Carolina Central (DH) cancelled
 2/16 at North Carolina Central (DH) cancelled
 2/22-23 2014 Al Scott Memorial Baseball Classic
 2/22 vs Central Arkansas (at Abilene Christian) L 7-17
 2/22 at Abilene Christian L 1-10
 2/23 vs Central Arkansas (at Abilene Christian) W 7-5
 2/23 at Abilene Christian L 5-6
 3/1 at Coppin State W 8-2
 3/2 at Coppin State (DH) W 13-3, rained out
 3/8 at Maryland Eastern Shore (DH) ppd
 3/9 at Maryland Eastern Shore (DH) ppd
 3/14-16 Fairleigh Dickinson Tournament
 3/14 at Fairleigh Dickinson L 8-11
 3/15 vs Lehigh (at FDU) W 4-3
 3/16 vs Lehigh (at FDU) L 5-7
 3/20 vs Fairfield (at Fordham) L 3-10
 3/22 RIDER (DH) W 2-1, L 5-8
 3/23 at Rider W 5-1 (10)
 3/25 SAINT PETER'S L 3-6
 3/28 at LIU Brooklyn L 5-6
 3/29 at LIU Brooklyn L 10-11 (8)
 4/1 at Siena cancelled
 4/1 BINGHAMTON L 0-10
 4/5 at NYIT (DH) W 9-5, W 3-0
 4/6 at NYIT W 6-2



Johnny Malatesta

4/9	at Rider	L 3-13
4/12	SACRED HEART (DH)	W 5-3, L 3-6
4/13	at Sacred Heart (at The Ballpark at Harbor Yard) (DH)	L 2-8, L 3-8
4/15	MANHATTAN	ppd
4/18	at Wagner (DH)	W 5-0, L 2-3
4/19	WAGNER	L 7-9
4/22	at Saint Peter's	W 5-3(10)
4/26	at Fairleigh Dickinson (DH)	W 9-1(7), L 4-12 (7)
4/27	at Fairleigh Dickinson (DH)	L 2-3 (7), W 5-2 (7)
4/30	WAGNER	cancelled
5/3	UALBANY (DH)	L 1-11 (7), W 5-4 (7)
5/4	UALBANY (DH)	W 5-4 (7), L 5-9 (7)
5/10	at Maryland Eastern Shore (DH)	W 12-0, W 5-2
5/11	NYIT (DH)	W 5-3, W 5-2
5/17	at Niagara (DH)	L 1-3 (7), L 4-5 (9)
5/18	at Niagara (DH)	L 3-4 (10), L 2-7 (7)

Coach: Brian Guiliana

2015 (17-14-1)

2/14	at George Washington (DH)	L 1-5, W 6-2
2/15	at George Washington	cancelled
2/21	at Longwood (DH)	cancelled
2/22	at Longwood	cancelled
2/27-3/1 Lexington County Tournament		
2/27	Delaware (at Lexington, SC)	W 5-2
2/28	UNC Asheville (Sumter, SC)	L 1-4

2/28	Morehead State (Sumter, SC)	L 3-5
3/1	UNC Asheville (Asheville, SC)	W 7-5
3/7	at Delaware State (DH)	cancelled
3/8	at Delaware State (DH)	cancelled
3/15	at Towson (DH)	L 8-10, W 8-4
3/16	at Towson	W 6-5
3/17	at UMBC	L 2-12
3/21	NIAGARA (DH)	cancelled
3/22	NIAGARA (DH)	L 5-8, W 7-1
3/24	at Rutgers	L 3-5
3/27	LIU BROOKLYN	W 8-3
3/28	LIU BROOKLYN (DH)	W 6-3, W 4-2
3/29	LIU BROOKLYN	W 9-1
3/31	at Saint Peter's	T 8-8
4/3	NYIT	W 14-6
4/4	at NYIT (DH)	W 14-2, W 7-2
4/6	FAIRFIELD	L 8-13
4/8	RIDER	L 4-7
4/11	at UAlbany (DH)	W 5-2, W 9-3
4/12	at UAlbany (DH)	L 6-7, L 3-5
4/17	WAGNER	L 3-7
4/18	at Wagner (DH)	W 7-1, L 7-8 (9)
4/19	WAGNER	W 4-1
4/21	HOFSTRA	L 7-13
4/25	at Fairleigh Dickinson (DH)	L 5-6 (7), L 1-3
4/26	FAIRLEIGH DICKINSON (DH)	L 1-3 (7), W 8-0 (7)
4/28	SAINT PETER'S	W 8-3
5/2	LAFAYETTE (DH)	W 5-2 (7), L 2-8
5/3	at Lafayette	L 1-10
5/9	MANHATTAN (DH)	W 9-1, W 7-3
5/10	MANHATTAN (DH)	L, 1-2, L, 1-11
5/15	at Quinnipiac (DH)	L, 1-5 (7), W, 6-1 (7)
5/16	at Quinnipiac (DH)	L, 6-11 (7), W 13-7 (7)

Coach: Brian Guiliana

All-Time Varsity Roster

(first season: 1949; complete 1951-53, 66-67, 69, 1981 thru 2015)

A

ABONIZIO, Anthony 95
ACE, Steven 08, 09, 10, 11
ANDREWS, Chris 92,95
ASCOLESE, Brian 03,04, 05, 07
ANDRUCHOWITZ, Adam 98
AURIN, Keith 99
AVALLONE, Pat 93,94,95

B

BABER, Sean 96
BABOULIS, Paul 89,90,91
BACKMAN, Bill 51,52,53
BACQUE, Chris 06
BARROQUERIO, Tony 00
BASHAW, AJ 12
BASTAN, Bill 51
BATISTA, Jose 88,89
BAUTISTA, James 88
BECKHORN, Bruce 66
BERGER, Rodney 96
BERMUDEZ, Gio 07, 08, 09
BENJAMIN, Andrew 12 13
BENTLEY, Ian 13, 14, 15
BERNER, John 08, 09, 10
BETTIO, Mike 85
BICKERT, Teddy 10, 11, 13, 14
BIGLER, Evan 07
BINKIEWICZ 06, 07, 08, 09
BIONDO, John 98,99,00
BISCHOFF, Tom 87,88,89,90
BLAIR, Ryan 02, 03
BLEAKLEY, Brian 09, 10, 11, 12
BLISS, Eric 94,95,96,97
BOCH, Lou 51
BOGATCH, Keith 88
BOLAND, Jack 51
BOUCK, John 09, 10, 11, 12
BOUCK, Tom 12, 13, 14
BROSMAN, Scott 11, 12, 13, 14
BROWN, Keith 81,82
BURDI, Kyle 10, 11, 12, 13
BURGALETA, Mike 07, 08
BYTHELL, Andy 86

C

CAIOLA, Anthony 09, 10, 11, 12

CAAMANO, Marcus 01
CARDONE, Chris 05, 06, 07, 08
CARLSON, Kurt 52
CARLUCCI, Matt 03
CARRERA, Rafeal 95,97,98,99
CARRUBBA, Tom 93,94,96
CARTER, Chris 99
CARUSO, Art 93,94,95,96
CASTRONOVA, Dom 85
CATALDO, Mike 89
CHARLTON, Ed 12, 13, 14, 15
CHANCE, K. 84
CHANDLER, Peter 96
CHIN, Justin 15
CICATELLI, Cole 01,02
CIESLA, Anthony 99,00
CIMMET, Brian 07
COLEMAN, Chris 99,00
COLEMAN, Jerome 05
COLEMAN, Jon 00,01
COLES, Alan 52,53
COLON, Alberto 87
CONWAY, Mike 98,99
CORRIGAN, Jason 97,98
CORSI, Anthony 08
COSTELLO, Robert 00
COUGHLAN, Ed 66
COUGHLIN, Matt 11, 12, 13, 14
COURTNEY, Brian 52,53
CRAIG, Steve 02,03,04
CZEPIEL, John 91,92,93,94

D

D'AGOSTA, Anthony 03, 04, 05, 06
D'ALOIA, James 08, 09, 10, 12
DANCY, Jason 95,96
DANDREA, Chris 89,90
DANIELE, Alex 14
DASILVA, Robert 95
DAVIS, Tripp 10, 11, 12, 13
DEBIASSE, M. 81
DEBOER, Ted 51
DEJAGER, Joe 02
DEL ROSSO, Sergio 97
DEL VECCHIO, Vincent 09, 10, 11
DEMIRO, Dan 94

DEPOORTERE, M 83
DEPOORTERE, P.J. 81,83
DEPOORTERE, T. 81,82,83
DERER, Tommy 15
DEROGATIS, Austin 04, 05, 06, 07
DIAMOND, J. 83
DIMARTINO, Joe 52,53
DIUBALDI, Anthony 91,93
DIVONA, Tony 53
DOBBELAAR, Hank 66
DOLLARD, Ron 93,94,95,96
DROSOS, G. 84
DRZYMKOWSKI, P. 81
DUBOIS, Mark 86,87

E

EARLY, Adam 85
EGGLESTON, Jim 89
EMMETT, Zach 11, 13, 14
ENTWISTLE, Mike 83,85

F

FALKIEWICZ, Mark 85,86
FARINA, Tom 06, 07, 08, 09
FARTHLING, Anthony 00
FASANO, Joe 11, 12, 13, 14
FERNANDEZ, Andres 15
FERNICOLA, Anthony 85
FERRARO, Matt 98,99,00
FIELD, Charles 51
FINAN, Mike 91,92
FIUZA, John 86
FLORES, Sam 87,88,89
FLYNN, Brian 69
FORBES, Rob 03, 04, 05, 06
FOURRE, Mike 95
FUNK, Russel 86, 87

G

GADOBA, Brian 97,98
GAGLIARDO, S. 84
GAJEWSKI, Ed 52
GALLAGHER, T. 84
GALOPPO, Steve 90,91,92,93
GANN, K. 84
GARCIA, Omar 92
GARGANO, Jesse 01,02,03,04

GERAGHTY, Pat 14
GERLACH, Bob 51
GLYNN, Brian 93,94,95
GOONAN, Chad 98
GRAULAU, Mark 88,89
GRAY, Irv 88
GRAY, John 10
GROSVENOR, Tom 90,92

H

HABERSTROH, Bryan 14, 15
HAGBURG, Elliot 07
HALIBEJ, Stephan 13, 14, 15
HALL, Brady 15
HALSTEAD, Don 52, 53
HAMILTON, Tyler 05, 06, 07, 08
HANEK, Stan 85, 86
HANSEN, Eric 02
HART, Jeffrey 93
HAUCK, Garrett 06
HAYES, Dom 08
HELD, Ryan 01,02,03,04
HENDERSON, Joe 90, 91
HERRERA, L. 81, 82
HICKEY, Joe 82
HILL, Tyrone 90, 91, 92
HOLMES, G. 84



Justin Chin

HOOK, Keith 86,87,88,89
HURT, M. 83

I
IADAROLA, Ralph 53
IGLESIAS, Charles 86
IWANOWSKI, Scott 05

J
JACONSKI, Scott 93
JAILE, Jesus 10
JENSEN, Harry 51
JOHNSON, Rich 93,94,95,96
JONES, Brent 15
JORDAN, Kris 99
JULIAN, Ben 99

K
KALWA, Andrew 86,87,89,91
KAPICA, Dan 05, 06, 07
KAPP, Tyler 11, 13, 14, 15
KEEFE, Dennis 04, 05
KELLY, A. 84
KIELB, Steve 52
KIEMLE, George 66, 67, 69
KOSINSKI, Steve 01,02,03,04
KOWTKO, Greg 92
KRAMER, Cody 14, 15
KREJSA, Don 51
KROECK, Don 51,52
KUZMIK, Cory 05, 06, 07, 08

L
LAMBERTY, Frankie 97,98,99,00
LEGIADRE, Chris 02, 04, 05, 06
LEITER, Jr., Mark 10, 11, 12, 13
LEMANOWICZ, Tommy
98,00,01,02
LEPORE, Eric 96, 97
LEPPO, Chuck 05, 06, 07
LIGEL, Mike 12
LIVOLSI, Rich 98,99,00,01
LOBDELL, Pat 87,88,89,90
LOMBARDI, Tony 86, 87
LOVELY, William 82
LUBRESKI, Sean 15

LUDWIG, Matt 91
LUGO, Miguel 07, 08
LUPO, Dan 02, 03, 04, 05
LYONS, Chris 98,99,00,01
LYONS, Jack 52, 53

M
MACDONALD, Dan 8182,83
MACMILLIAN, Rex 14, 15
MADEL, George 51
MALATESTA, Johnny 15
MARGOLIN, T.J. 95,96,97,98
MARROTA, Matt 08
MARTINEZ, Hector 88
MARTUCCI, Justin 00
MATAYA, Scott 99,00,01,02
MAVRAKES, Jim 83, 85, 86
MCAULIFFE, Austin 10, 11, 12,
13, 14
MCCAIN, Derrick 04, 05, 06, 07
MCCARTHY, Kevin 01
MCCARTHY, Kyle 07, 08, 09, 10
MCDONALD, Jim 66, 67
MCDONOUGH, John 66
MCENTEE, Jeff 86,87,88,89
MCKINNON, Matt 15
MCKEE, Josh 95
MCGLYNN, Connor 12
MELODY, Matt 06, 07, 08, 09
MENDONCA, Steve 97
MEYER, Jim 83, 85, 86
MILLER, Conrad 66
MILLER, Vin 51, 52, 53
MITCHELL, Kwesi 03, 04, 05, 07
MOLFETAS, Spiro 07, 08
MONTESINO, Rafael 91
MORENO, Dan 09
MORGAN, Mike 02
MOROGIELLO, Dan 04, 05, 06, 08
MOUL, Eric 13
MULCAHY, M. 81
MUNSON, Doug 66
MURRAY, Mike 86

N
NALBACH, Pete 98,99,00,01

NARVAEZ, Andre 00,01,02,03
NAZARIO, Rich 07, 08
NEGRON, Felipe 93
NISIVOCIA, Jerry 52,53
NIZOLAK, Mike 88
NUNN, David 89,90

O
ODONNELL, John 53
OKITA, Reid 09, 10, 12
OLOHAN, Rob 00,01,03
ORDONEZ, William 91,94
O'ROURKE, Bill 66

P
PALOMINO, Mike 02,03,04, 05
PALUMBO, Jon 04, 05
PALUMBO, Josh 01,02
PALUMBO, Paul 88
PAPP, Rick 97
PARENTI, Chris 07, 08, 09
PELLIGRINO, M. 82
PETERSON, Jeff 10, 11, 12, 13
PETRONE, Matt 10
PETROSINO, Ricky 07, 08
PICINICH, J. 84
PIETROCOLA, Rob 06, 07, 08
PIETRONICO, Evan 15
PILIPSKI, Ian 95
PILOVSKY, Brandon 15
PIOTO, Tom 85, 86
PINTER, Matt 87, 88, 90
PIZZI, Jeff 09, 10, 12
PLOUSSAS, Robert 00
POORTERE, John de 94
POTOCZNIAK, Marty 02
POTTER, Jeff 03,04, 05, 06
POTTER, Glenn 81,82
POTTER, T. 82,83
PORCELLO, Jake 12
PORCELLO, Zach 03,04, 05
POWERS, Seth 01,02
PRAGER, Marc 10
PRESTANO, John 10, 11
PRINCE, G. 84
PRITZLAFF, Ed 81,82



Evan Pietronico

PRITZLAFF, Phil 81,82
PRUNEAU, Jeff 81,82,83
PUGLIA, Joe 82,83
PUENTES, Leon 92
PURIELLO, John 69

R
RABASCO, Nick 13
RACZ, Justin 03,04, 05, 06
RACZYNSKI, Dan 01,02,03,04
RAGAS, Brian 04
RAMPONE, Mike 12, 13, 14, 15
RENNA, Zach 13, 14
RESCINITI, Phil 02,03,04,05
RIVERA, Bill 67
RIVERA, Hector 90,91
RIVERA, Pete 05, 06
ROBERTS, Alan 07
ROBINSON, Dave 66,67
ROCHE, DJ 10, 11, 12, 14
RODRIGUEZ, Dario 81,82
ROGERS, W. 84
ROMAY, Roberto 82
ROONEY, Tim 95

All-Time Varsity Roster

(first season: 1949; complete 1951-53, 66-67, 69, 1981 thru 2015)

ROYCROFT, Kevin 95,96,97
ROZANSKI, Jerry 66,67
RUSSELL, J. 83
RYAN, M. 84

S

SALERNO, Jeff 09, 10
SAMOLOWICZ, J.J. 99, 02
SANSIL, Andre 97
SANTIAGO, Juan 89
SAPORITO, PJ 06, 07, 08, 09
SARNOWSKI, Chris 89,90,91,92
SARLO, C. 81
SARLO, Paul 89,90,91
SARULLO, Steve 86

SAVIANO, John 15

SCHAFER, Jeff 03,04, 05, 06
SCHIENI, Steve 66,67
SCHLITTER, Matt 06, 07, 08
SCHMID, Kevin 86
SCHUMM, Richard 51
SCHUSTER, Al 66
SCHWARTZ, Chris 01,02,03,04
SCOTT, Randy 07
SCRUPSKI, Steve 52,53
SEDLER, Chris 98
SEELEY, Sean 92,93
SERRANO, Camilo 01
SESNY, Keith 92,93
SHERROD, Thomas 94
SHIVERS, Frankie 10, 11, 13, 14
SICA, Jerry 85

SIERCHIO, George 90,92
SIFONIOS, Mike 86,87,88,89
SILVESTRO, Eric 92
SIMONE, Anthony 96,97
SISTA, Larry 52,53
SMALL, Andrew 07
SMITH, Bob 66
SMITH, Mark 94,95
SMITH, Mike 81,82

SOFIELD, James 15

SOFMAN, Steve 83,84,85

SONDERGARD, Brian 14

SONNEMA, Jeff 96,97,98,99
SPADAFINO, Tom 85,86,87,88

STALTER, Matt 15



Jesse Uttendorfer

STAUFENBERGER, P 83
STRAMBACK, George 66,67
STEBBINS, Scott 81,82,83
STEFFENS, Shawn 98,99
STERN, Jake 13
STOLL, Jim 86
STRASHINSKY, Vic 52
SUHR, Rich 82
SWEET, Charlie 52,53
SWIM, Nick 13, 14

T

TARASHUK, Paul 83,85,86
TAVAGLIONE, Vincent 03,04
TAVAREZ, Kennedy 11
TEDESCO, Lou 94
TENSFELDT, Jim 81,82,83
TESTA, Frank 82,83,85
THEILLER, Bob 82
TICE, Steve 90,91,92,93
TOBEY, Tony 81,82
TOMCZYK, Matt 08, 09, 10, 11
TURNER, Mike 05, 06, 07, 08

U

URBAN, John 52,53

URBINA, Luis 97

UTTENDORFER, Jess 15

V

VanMERBEKE, Bill 12, 13
VANRIPER, Thurman 82,85,86
VENA, Joe 91
VENTUNEAC, Sebastian 98
VIRGONA, Joseph 69

W

WALDRON, Tom 66
WALSH, Jack 66
WARES, Joe 51
WEBBER, S. 83
WECKERLE, Matt 11, 12, 13, 14
WEDEKIND, Don 94,95,96,97
WELLS, Rick 87,88,89,90
WENDLOWSKI, Ryan 01,02,03,04
WILSON, Brian 00
WILSON, Shaun 99
WLADIKA, Ian 10
WOLFF, Russell 92
WYRWA, Bobby 07, 08

Y

YADVISH, Jack 66,67
YANEZ, Jake 14
YBARRA, Rick 92,93,94,96

YUHAS, Matt 15

Z

ZAPOTICZNY, Steve 67
ZIEGLER, Bob 66,67

Only second year of playing season listed; i.e. 03 = 2002-03 season.

2016 Returning players bold

Corrections welcome – please contact
Stephanie Pillari at pillari@njit.edu

All-Time Records vs. Opponents

First Season 1949

Abilene Christian	0-2
Adelphi	1-2
Army	1-5
Aurora	0-1
Barry	1-2
Baruch	12-2
Binghamton	1-12
Bloomfield	26-24
Bloomsburg	0-1
Bluefield St.	0-2
Boca Raton	0-1
Bowdoin	3-5
Bradley	1-0
Bridgeport	2-0
Brooklyn	1-0
Brooklyn Poly.	1-2
Butler	0-1
C.W. Post	1-0
Caldwell	5-17
CCNY	5-0-1
Central Arkansas	1-1
Chicago State	13-5
Coast Guard Academy	2-0
Concordia (NY)	2-8
Cook's	2-0
Coppin State	5-0
Cornell	0-1
D.C. Teachers	1-0
Davis & Elkins	1-0
Dayton	0-1
Delaware	1-0
Delaware State	3-2
Delaware Valley	0-1
Dominican	15-14
Dowling	0-9
Drew	29-26-1
East Stroudsburg	12-25
Englewood Cliffs	2-0
Fairfield	1-3
Fairleigh Dickinson	7-10
FDU-Madison	12-6-1
Federal City	0-1
Felician	9-13
Florida Atlantic	0-1
Florida Memorial	2-1
Fordham	0-5
Franklin Pierce	5-4
Furman	0-4
Geneva	0-1
George Washington	1-2
Georgia Southern	0-3
Hartford	7-8
Hofstra	0-1
Holy Cross	0-4
Houston Baptist	7-11
Howard	1-4
Hunter	3-0
Indianapolis	1-0
Iona	2-0
Jersey City State	5-9
John Jay	2-3
Kean	4-14
King's	12-6
Kings Point	6-6
Lafayette	2-4
Lehigh	2-11
Lehman	0-1
Lemoyne	0-1
LIU Brooklyn	5-3

Livingston	17-6
Long Island	0-2
Longwood	0-4
Maine	1-6
Maine Presque Isle	1-0
Malone	1-0
Manhattan	10-9
Manhattanville	6-3
Marist	0-1
Maritime	28-2
Maryland Eastern Shore	2-0
Mass. Pharmacy	1-0
Mercy	4-4
Miami	0-1
Millersville	0-2
Minnesota-Duluth	2-3
Molloy	3-7
Monmouth	2-31
Montclair State	2-26
Morehead State	0-1
Morgan	0-1
Mount St. Mary	1-1
Mt. St. Mary's	3-0
N.Y.S.M.A.	0-1
National Aggies	0-1
New Haven	0-4
New Jersey City	1-2
New Paltz	1-0
Newark Rutgers	6-11
Newark S.T.C.	6-1
Newark State	8-6
Niagara	1-5
North Dakota	9-10
North Dakota State	0-4
North Carolina A&T	2-4
North Carolina Central	2-3
Northeastern	0-1
Northern Colorado	5-15
Northern Illinois	1-1
Northeastern Bible	1-0
Northwestern Bible	1-0
Northwood	0-4
Nova	0-1
Nyack	8-7
NYIT	21-13
NYU	2-0
NYU Poly Tech	34-3
Oklahoma State	0-3
Old Westbury	0-2
Pace	0-1
Panzer	2-4
Penn	0-1
Penn State	4-0
Philadelphia	3-3
Pittsburgh	0-1
Plymouth State	0-1
Post	6-2
Pratt	1-0
Presbyterian	1-5
Queens	1-2
Quinnipiac	3-2
Ramapo	4-9
Rider	5-10
Rio Grande	0-1
Rutgers	0-5
Rutgers-Cook	2-0
Rutgers-Newark	9-5
Sacred Heart	2-4
Saint Joseph's	3-2

Saint Peter's	14-29-1
Scranton	0-1
SCSU	0-1
Seton Hall	1-10
Siena	0-2
Slippery Rock	1-1
South Dakota State	1-1
Southern Connecticut	1-2
Southern N.H.	1-1
Southwest Minn. St.	0-1
Southwest State	0-1
St. Bonaventure	0-1
St. Joseph's	1-0
St. Rose	1-6
St. Thomas	2-1
St. Thomas Aquinas	6-7
STAC	0-2
Staten Island	9-7
Stevens	32-26-2
Stockton	7-1
Stockton State	2-0
Stonehill	1-0
Stony Brook	2-4
Teikyo Post	5-3
Tennessee-Martin	1-0
Texas-Pan American	4-12
Towson	2-1
Trenton	0-3
Trenton State	3-13
TSC	0-1
UAlbany	4-4
UMass	1-2
UMass-Lowell	0-1
UMBC	1-5
UNC Asheville	1-1
UPenn	0-1
Upsala	8-24
Ursinus	0-1
USC Upstate	0-2
USciences	5-0
USP	7-1
Utah Valley	1-16
Vassar	2-0
Vermont	0-5
Villanova	0-1
Wagner	4-8
Wake Forest	0-1
Wayne State	2-0
Wayne State (MI)	0-2
Wentworth	0-1
Wesleyan	0-2
West Chester	2-6
West Connecticut	4-2
West Virginia	0-4
Western Connecticut	2-4
Wilkes	1-0
William Paterson	5-17
Williams	0-1
Wilmington (DE)	6-11
Winona St.	0-1
Wright State	1-2

Total Division I era 639-846-6 -- .429

Years NOT included: 1949, 1950, 1951, 1952, 1953, 1992, 1996, 1997, 1998

Years Incomplete: 1954, 1958, 1959, 1961, 1967, 1974, 1976, 1991, 1999

All-Time Records vs. Division I Opponents

First Season 2007


Abilene Christian	0-2
Army	1-5
Binghamton	1-12
Bradley	1-0
Butler	0-1
Central Arkansas	1-1
Chicago State	13-5
Coppin State	5-0
Cornell	0-1
Dayton	0-1
Delaware	1-0
Delaware State	3-2
Fairfield	1-3
Fairleigh Dickinson	6-7
Felician	1-0
Florida Atlantic	0-1
Fordham	0-5
Furman	0-4
George Washington	1-2
Georgia Southern	0-3
Hartford	7-8
Hofstra	0-1
Holy Cross	0-4
Houston Baptist	7-11
Iona	2-0
Lafayette	2-4
Lehigh	2-11
Lemoyne	0-1

LIU Brooklyn	5-3
Long Island	0-2
Longwood	0-4
Maine	0-6
Manhattan	3-4
Marist	0-1
Maryland Eastern Shore	2-0
Miami	0-1
Monmouth	0-6
Morehead State	0-1
Navy	0-0
Niagara	1-5
Norfolk State	0-0
Notre Dame	0-0
North Dakota	9-8
North Dakota State	0-4
North Carolina A&T	2-4
North Carolina Central	2-3
Northeastern	0-1
Northern Colorado	5-15
Northern Illinois	1-1
NYIT	21-13
Oklahoma State	0-3
Penn	0-1
Pittsburgh	0-1
Presbyterian	1-5
Quinnipiac	2-2
Rider	5-9

Rutgers	0-5
Sacred Heart	2-3
Saint Joseph's	3-2
Saint Peter's	6-13-1
Seton Hall	0-7
Siena	0-2
South Dakota State	1-0
St. Bonaventure	0-1
Stony Brook	0-1
Tennessee-Martin	1-0
Texas-Pan American	4-12
Towson	2-1
UAlbany	4-4
UMass	1-2
UMBC	1-5
UNC Asheville	1-1
USC Upstate	0-2
Utah Valley	1-16
Vermont	0-5
Villanova	0-1
Wagner	4-8
Wake Forest	0-1
West Virginia	0-4
Wright State	1-2

2016 opponents in bold

Total Division I era 146-296-1 -- .331



NJIT Hall of Fame

Name	Grad. Year	Contribution	Sport (s)	Years Active	Year of Induction	Name	Grad. Year	Contribution	Sport (s)	Years Active	Year of Induction
BAKUN, Andrew I.	1982	Athlete/Asst. Coach	M-Soccer	1978-81/ 90-91	2005	IRIS, Herb	1951	Benefactor	--	--	2007
BAKUN, Myron	1967	Athlete	M-Soccer	1964-66	1991	KAMINSKY, Nicholas J.	1978	Athlete	Baseball	1975-78	2006
BARTH, Roland E.	1960	Athlete	M-Fencing	1957-59	2009	KASBARIAN, Raymond P.	1966	Founder/Athlete	Judo	1962-66	1989
			M-Soccer	1956-59		KETZNER, Robert Shelby	--	Coach	Rifle	1962-86	1987
BAUDER, Fred "Coach"	--	Coach	M-Basketball	1932-61	1989	KHOWAYLO, Alex	1969	Athlete	M-Soccer	1960-63	1996
BLUM, Raymond E.	1950	Distinguished Alumnus	Speedskating/ Cycling	--	1996	LUBETKIN, Charles "Tudy"	1953	Athlete	M-Basketball/ M-Track	1949-52	1994
BORJA, Hernan "Chico"	1981	Athlete	M-Soccer	1977-80	1986	LYNCH, Robert K.	1984	Athlete/Coach	M-Fencing	1977-80/ 86-91	1993
BORNAKO, Gregory "Egor"	1970	Athlete	M-Fencing	1966-70	1987	MacDONALD, Dan	1984	Athlete	Baseball	1981-84	1992
BOWSER, Hamilton V.	1952	Athlete	M-Fencing	1948-52	1989	OLSEN, Richard J.	1969	Athlete	M-Basketball	1965-69	1988
BRADLEY, Thomas	1978	Athlete	M-Swimming	1974-78	1990	OLSON, George R.	1977	Athlete	Baseball	1974-77	1987
BROWN, Andrew D.	1963	Athlete	M-Soccer	1956-59	2006	PAULIUS, Raymond V.	1985	Athlete	M-Soccer	1980-83	2006
CRIMMINS, David	1952	Athlete	M-Fencing	1948-52	2007	RODGERS, Tarik	1996	Athlete	M-Volleyball	1992-95	2010
CRUZ, Edward	1963	Athlete	M-Soccer	1959-62	1995	ROGERS, Warren	1988	Athlete	M-Basketball	1983-87	1993
DAWSON, Marilyn E.	1986	Athlete	WVB/WBKB/SB	1982-86	1991	ROMULUS, Rudy	1991	Athlete	M-Volleyball	1988-91	1996
DeNICOLA, Carmine P.	1978	Athlete	Baseball	1975-78	2005	ROSS, Jonathan A.	1956	Athlete	M-Soccer	1953-55	2010
DeNURE, Dave	--	Coach	M-Volleyball	1982-98	2009	SARLO, Paul A.	1992	Athlete	Baseball	1989-91	2005
			W-Volleyball	1986-90		SCHMID, John "Gene"	--	Asst Coach/Coach	Baseball	1968-72/ 73-97	2002
			W-Basketball	1987-88							
DeVITO, Louis	1960	Athlete	M-Soccer/ M-Fencing	1956-60	1992	SIMON, J. Malcolm	--	Coach Director of Athletics	M-Soccer --	1955-83 1983-94	1994
DIAS, Joe A.	1977	Athlete	M-Soccer	1973-76	1993	SKURLA, Peter J.	1941	Athlete	Bowling	1937-41	1992
DRURY, Eugene M.	1963	Athlete	M-Tennis	1960-63	1988	SORIANO, Gregory	1975	Athlete	M-Fencing	1968-72	2010
ENG, Katherine	1993	Athlete	W-Volleyball	1989-92	2007	SWANSON, Robert F.	--	Director of Athletics	--	1947-82	1986
ETIENNE, Yves	1979	Athlete	M-Volleyball	1976-78	1990	TAETZSCH, Robert	1952	Athlete	M-Fencing	1948-52	2007
FEHN, Gilbert F.	1940	Athlete	M-Basketball/ M-Tennis	1936-40	1992	TAETZSCH, William	1952	Athlete	M-Fencing	1948-52	2007
						TOSATO, Lawrence P.	1956	Athlete	M-Basketball/ Baseball	1952-56	1987
FITZGERALD, Joseph M.	--	Coach/Asst. Coach	M-Basketball	1961-66/ 52-61	1986	TUBELLO, Jeffrey	1976	Athlete	Rifle	1972-76	1988
FLEISHER, Seymour "Zoom"	1951	Athlete	M-Basketball	1947-51	1992	VAN WRIGHT, Nevea	1997	Athlete	W-Basketball	1991-96	2005
GAGLIARDO, Salvatore A.	1985	Athlete	M-Basketball	1981-85	1995	WALSH, John J.	1966	Athlete	MSoc/MBKB/ Baseball	1962-66	1986
GALLAGHER, Thomas G.	1985	Athlete	M-Basketball	1981-85	1991						
GIOVANNOLI, Arnold L.	1953	Athlete	M-Basketball	1950-53	1993	WASNIEWSKI, Frank	1980	Athlete	M-Tennis	1977-80	1990
GOLDRICK PITT, Elizabeth M.	1990	Athlete	W-Volleyball/ Softball/WBKB/WTen	1985-90	1995	WELGOS, Bob	1962	Athlete	M-Basketball/ Bowling	1959-62	2005
GRAZIANO, Jean M.	1989	Athlete	Softball	1986-89	2009	WOROBEC, Myron S.	1966	Athlete	M-Soccer	1962-65	1994
GRUENEWALD, Wendy A.	1997	Athlete	WBKB/Softball/ W-Volleyball/W-Soccer	1992-96	2003	YONEZUKA, Yoshishada	--	Founder/Coach	Judo	1962-?	1991
						ZORN, Werner	1962	Athlete	M-Soccer	1958-61	1988
HAASE, Jay W.	1975	Athlete	M-Fencing	1971-75	1988						
HAMMOND, Kenneth W.	1979	Athlete	M-Soccer	1974-77	2003	Teams	Year	Accomplishments		Year of Induction	
HANDWERKER, Andy	1963	Athlete	M-Soccer	1959-62	2002	Men's Soccer	1960	NAIA co-National Champion		1988	
HAUSSER, Paul C.	--	Administrator	--	1953-91	1990	Men's Basketball	1981-82	NJIT's first ECAC and IAC champion		1990	
		Coach	Fencing/Baseball	1954-88/53-72		Baseball	1982	NJIT's second ECAC and IAC champion		1993	
HUBEY, Ali	1972	Athlete	M-Soccer	1968-71	1990						
HURTADO, Fabian	1975	Athlete	M-Soccer	1970-74	1987						

Directions

FOR GPS USERS

The address for Lubetkin Field at Mal Simon Stadium, the Estelle and Zoom Fleisher Athletic Center, and the Naimoli Family Athletic and Recreational Facility is 80 Lock Street, Newark, NJ, 07102.

BY CAR

New Jersey Turnpike: Driving North from South Jersey: Take NJ Turnpike to Exit 13A Newark Airport. After toll stay to left and follow signs to Rt. 1 & 9 North. You will merge onto Rt. 1 & 9 North. Airport will be on right. Follow signs for downtown Newark and Rt. 21 North-(left lane exit ramp). Downtown Newark will be in front of you. NYC will be off to your right. Follow Rt. 21North (McCarter Highway). Turn left on Raymond Blvd. Follow Raymond Blvd. past Warren Street traffic light and Fleisher Athletic Center, Naimoli Center, and Lubetkin Field at Mal Simon Stadium will be to your right (one soccer goal line runs along Warren Street and the soccer sideline parallels Lock Street).

New Jersey Turnpike: Driving South from North Jersey: Take exit 15W to Route 280 West, then follow Route 280 West directions.

Route 280 West: After drawbridge, take Exit 15A (Rt. 21 South - McCarter Highway). Follow Rt. 21 South to Raymond Blvd. Turn right on Raymond Blvd. Follow Raymond Blvd. pass Warren Street traffic light and Fleisher Athletic Center, Naimoli Center, and Lubetkin Field at Mal Simon Stadium will be to your right (one soccer goal line runs along Warren Street and the soccer sideline parallels Lock Street).

Route 280 East: Take Exit 15 (Rt. 21 South - McCarter Highway). Follow Rt. 21 South to Raymond Blvd. Turn right on Raymond Blvd. Follow Raymond Blvd. past Warren Street traffic light and Fleisher Athletic Center, Naimoli Center, and Lubetkin Field at Mal Simon Stadium will be to your right (one soccer goal line runs along Warren Street and the soccer sideline parallels Lock Street).

Garden State Parkway (North & South bound): Take exit 145 to Route 280 East, then follow Route 280 East directions.

Route 1 & 9 North & South: Take exit marked Newark, Rt. 21 North (McCarter Highway). Follow Rt. 21 North (McCarter Highway). Turn left on Raymond Blvd. Follow Raymond Blvd. past Warren Street traffic light and Fleisher Athletic Center, Naimoli Center, and Lubetkin Field at Mal Simon Stadium will be to your right (one soccer goal line runs along Warren Street and the soccer sideline parallels Lock Street).

Route 78 East: Take Route 78 East to Rt. 21 North. Turn left on Raymond Blvd. Follow Raymond Blvd. past Warren Street traffic light and Fleisher Athletic Center, Naimoli Center, and Lubetkin Field at Mal Simon Stadium will be to your right (one soccer goal line runs along Warren Street and the soccer sideline parallels Lock Street).

Route 22 East: Take Route 22 East to Route 21 North. Turn left on Raymond Blvd. Follow Raymond Blvd. past Warren Street traffic light and Fleisher Athletic Center, Naimoli Center, and Lubetkin Field at Mal Simon Stadium will be to your right (one soccer goal line runs along Warren Street and the soccer sideline parallels Lock Street).



Route 21 North: Follow Rt. 21 North to Raymond Blvd. Turn left onto Raymond Blvd. Follow Raymond Blvd. past Warren Street traffic light and Fleisher Athletic Center, Naimoli Center, and Lubetkin Field at Mal Simon Stadium will be to your right (one soccer goal line runs along Warren Street and the soccer sideline parallels Lock Street).

Route 21 South: Follow Rt. 21 South (McCarter Highway) to Raymond Blvd. Turn Right on Raymond Blvd. Follow Raymond Blvd. past Warren Street traffic light and Fleisher Athletic Center, Naimoli Center, and Lubetkin Field at Mal Simon Stadium will be to your right (one soccer goal line runs along Warren Street and the soccer sideline parallels Lock Street).

New York Thruway: Thruway to Exit 14A, Garden State Parkway. Follow Garden State Parkway directions above.

George Washington Bridge: NJ Turnpike South to Exit 15W. Follow Route 280 West directions above.

Lincoln Tunnel: West on Rt. 3 to Rt. 21 South. Turn right onto Raymond Blvd. Follow Raymond Blvd. past Warren Street traffic light and Fleisher Athletic Center, Naimoli Center, and Lubetkin Field at Mal Simon Stadium will be to your right (one soccer goal line runs along Warren Street and the soccer sideline parallels Lock Street).

From Brooklyn, Queens and Long Island: Take Verrazano-Narrows Bridge (Interstate 278) and follow 278 across Staten Island. Cross Goethels Bridge. Follow signs to New Jersey Turnpike North then follow New Jersey Turnpike directions above.

PARKING

Bus/Van Parking: Visiting buses and vans may usually park on Lock Street adjacent to the athletic center. Please be careful not to block the parking space reserved for the doctor.

Visitor Parking: Visitor parking may be reserved in advance through your host. Otherwise, visitor parking at NJIT is available in the NJIT parking deck. Turn right onto Warren Street. Turn right onto Colden Street and proceed around the block to Summit Street. Parking Deck entrance is located to your right before the intersection with Warren Street.

Parking for on-campus athletic contests: NJIT is offering free off-street parking for fans attending regular season home soccer and volleyball matches and basketball games. The parking entrance, marked by a yellow sign is located on New Street.

OTHER TRANSPORTATION SYSTEMS

Newark Liberty International Airport: Minutes from the NJIT campus. A minibus (Newark Airlink) or taxi service connects the airport with Penn Station in Newark. Bus, Newark Light Rail, and taxi connections are available at the station.

Newark Penn Station: Located in downtown Newark, connections to the NJIT campus may be made by bus, Newark Light Rail, or taxi.

Morris & Essex Broad Street Station: A five-block walk to the NJIT campus via MLK Boulevard to Central Avenue. Taxi service is also available.

Newark Light Rail: From Penn Station in Newark, take the Warren Street stop for the NJIT campus. The Warren Street stop is on the sidewalk behind the press box for Lubetkin Field at J. Malcolm Simon Stadium.

HOTELS DOWNTOWN

Hilton Newark Gateway
Gateway Center, Raymond Boulevard &
McCarter Highway
Newark, NJ, 973/622-5000

Robert Treat Hotel
50 Park Place, Newark, NJ, 973/622-1900

Hampton Inn & Suites Newark Riverwalk
100 Passaic Ave, Harrison, NJ, 973/483-1900

NEAR NEWARK LIBERTY INTERNATIONAL AIRPORT

Best Western Newark Airport West
101 International Way, Newark, NJ, 973/621-6200

Hilton Newark Airport
1170 Spring Street, Elizabeth, NJ, 908/351-3900

Holiday Inn Newark Liberty International Airport
160 Frontage Road, Newark, NJ, 973/589-1000



2016 HIGHLANDERS BASEBALL

FEBRUARY

Perfect Game Tournament

20	Sat.	vs. Eastern Michigan	2pm
		vs. Nebraska at Omaha	4pm
21	Sun.	vs. Point (GA)	10am
27-28	Sat.-Sun.	at Norfolk State	12 pm (DH)/12pm (DH)

MARCH

5-6	Sat.-Sun.	at North Carolina Central	1pm (DH)/1pm
9	Wed.	at Seton Hall	4pm
12-13	Sat.-Sun.	at Coppin State	1pm (DH)/12pm
15	Tue.	at George Washington	3pm
19-20	Sat.-Sun.	at Navy	12pm (DH)/12pm (DH)
23	Wed.	MARIST	3:30pm
25	Fri.	FORDHAM	12pm (DH)
26	Sat.	at Fordham	12pm(DH)
29	Tue.	at Saint Peter's	3:30pm

APRIL

1-3	Fri.-Sun.	USC UPSTATE*	2pm/1pm/12pm
5	Tue.	SAINT PETER'S	3:30pm
8-10	Fri.-Sun.	at Kennesaw State*	6pm/2pm/12pm
15-17	Fri.-Sun.	at Florida Gulf Coast*	6:30pm/2pm/1pm
19	Tue.	FAIRLEIGH DICKINSON	6pm
23	Sat.	at NYIT	12pm (DH)
24	Sun.	NYIT	12pm (DH)
26	Tue.	SAINT PETER'S	6pm
29-30	Fri.-Sat.	at Lipscomb*	6pm/6pm

MAY

1	Sun.	at Lipscomb*	1pm
3	Tue.	at Fairfield	3:30pm
6-8	Fri.-Sun.	STETSON*	6pm/1pm/12pm
13-15	Fri.-Sun.	at Jacksonville*	6pm/2pm/12pm
17	Tue.	SETON HALL	6pm
19-21	Thu.-Sat.	NORTH FLORIDA* (Senior Day)	6pm/6pm/12pm

A-Sun Baseball Championships (top 6 advance)

25-28	Wed.-Sat.	A-Sun Championships (at Lipscomb)	TBA
-------	-----------	-----------------------------------	-----

Head Coach: Brian Guiliana (George Washington '96), fourth season

Assistant Coach: Robbie McClellan (Northern Arizona '11), Grant Neary

Volunteer Coach: Craig Anderson

Director of Baseball Operations: John Sherwood

CAPS/Bold = Home games at Bears and Eagles Riverfront Stadium

*Indicates Atlantic Sun Conference Games